1744489-2 ✔ ACTIVE

Economy Power

TE Internal #: 1744489-2

Rectangular Power Connectors, Header, Plug, Wire-to-Board, 2 Position, 3.96 mm [.156 in] Centerline, Printed Circuit Board, UL 94V-0, Economy Power

View on TE.com >

Connectors > Power Connectors > Rectangular Power > Rectangular Power Connectors







Rectangular Power Connector Type: **Header**

Connector & Housing Type: **Plug**

Connector System: **Wire-to-Board**

Number of Positions: **2**

Centerline (Pitch): **3.96 mm [.156 in]**

Features

Product Type Features

Header Type	Partially Shrouded
Rectangular Power Connector Type	Header
Connector & Housing Type	Plug
Connector System	Wire-to-Board
Sealable	No
Connector & Contact Terminates To	Printed Circuit Board

Configuration Features

Number of Positions	2
PCB Mount Orientation	Vertical
Number of Power Positions	2
Number of Signal Positions	0
Number of Rows	1

Electrical Characteristics

Operating Voltage	250 VDC

Contact Features

Mating Post Length	7.7 mm[.303 in]
PCB Contact Termination Area Plating Material Thickness	3 µm[120 µin]
Contact Layout	Inline
Contact Mating Area Plating Material	Tin
Contact Base Material	Brass
Contact Current Rating (Max)	8 A
Contact Retention Within Housing	Without
Contact Type	Pin
PCB Contact Termination Area Plating Material	Tin
Contact Mating Area Plating Material Thickness	3.05 µm[120 µin]

Termination Features

Termination Post & Tail Length	3.69 mm[.145 in]
Termination Method to Printed Circuit Board	Through Hole - Solder

Mechanical Attachment

Strain Relief	Without
Mating Retention	Without
Mating Alignment	With
PCB Mount Alignment	Without
PCB Mount Retention	Without
Mating Retention Type	Latch
Connector Mounting Type	Board Mount

Housing Features

Centerline (Pitch)	3.96 mm[.156 in]
Housing Color	Natural
Housing Material	Nylon

Dimensions

Connector Height	8.21 mm[.323 in]
PCB Thickness (Recommended)	.06 mm[1.6 in]
Product Width	9.4 mm[.37 in]
Product Length	7.92 mm[.312 in]

Usage Conditions

Operating Temperature Range	-25 - 105 °C[-13 - 221 °F]

Operation/Application

Circuit Application	Power

Industry Standards

UL Flammability Rating	UL 94V-0
Glow Wire Rating	GWT 750°C (Without Flame)

Packaging Features

Packaging Quantity	1000
Packaging Method	Bag

Product Compliance

For compliance documentation, visit the product page on TE.com>

EU RoHS Directive 2011/65/EU	Compliant
EU ELV Directive 2000/53/EC	Compliant
China RoHS 2 Directive MIIT Order No 32, 2016	No Restricted Materials Above Threshold
EU REACH Regulation (EC) No. 1907/2006	Current ECHA Candidate List: JAN 2024 (240) Candidate List Declared Against: JAN 2024 (240) Does not contain REACH SVHC
Halogen Content	Not Low Halogen - contains Br or Cl > 900 ppm.
Solder Process Capability	Wave solder capable to 260°C

Product Compliance Disclaimer

This information is provided based on reasonable inquiry of our suppliers and represents our current actual knowledge based on the information they provided. This information is subject to change. The part numbers that TE has identified as EU RoHS compliant have a maximum concentration of 0.1% by weight in homogenous materials for lead, hexavalent chromium, mercury, PBB, PBDE, DBP, BBP, DEHP, DIBP, and 0.01% for cadmium, or qualify for an exemption to these limits as defined in the Annexes of Directive 2011/65/EU (RoHS2). Finished electrical and electronic equipment products will be CE marked as required by Directive 2011/65/EU. Components may not be CE marked. Additionally, the part numbers that TE has identified as EU ELV compliant have a maximum concentration of 0.1% by weight in homogenous materials for lead, hexavalent chromium, and mercury, and 0.01% for cadmium, or qualify for an exemption to these limits as defined in the Annexes of Directive 2000/53/EC (ELV). Regarding the REACH Regulation, the information TE provides on SVHC in articles for this part number is based on the latest European Chemicals Agency (ECHA) 'Guidance on requirements for substances in articles' posted at this URL: https://echa.europa.eu/guidance-documents/guidance-on-reach

Compatible Parts



TE Part # 1-1123722-2
3.96 EP PLUG HSG 2P(NATURAL)



TE Part # 1744544-2
EP II TPA 02P, BLACK



TE Part # 1744524-5
EP 05P HEADER ASY NO 2,4 PINS



TE Part # 1744524-6
EP 06P HEADER ASY NO 4 PIN



TE Part # 4-1744524-3
3.96 EP HDR ASY 03P ,NO 2 PIN, GW



TE Part # 4-1744524-5
EP 05P HEADER ASY NO #3 PIN

Also in the Series | Economy Power



Connector Contacts(15)



Connector Hardware(2)



Insertion & Extraction Tools(1)



PCB Headers & Receptacles(162)



Rectangular Connector Housings(1)



Rectangular Power Connectors(301)



Wire-to-Board Connector Assemblies & Housings(142)

Customers Also Bought



TE Part # 640454-4
04P MTA100 HDR ASSY SQ STR POL



TE Part # 2132415-2
EP2.5 Shrouded HDR ASSY 2P VERT w /o boss



TE Part # 2110989-1
EP 2.5 RCPT CONTACT, 26-22 AWG



TE Part # 1744439-2
EP2.5 Shrd HDR ASSY 2P VERT, GW



TE Part # 1-2336678-3
SGI2.0 RA SMT HDR ASSY 3P,key A, NTL



TE Part # 2071556-4
OJS-SS-112HMF,00000



TE Part # 5-160558-3
FF 250 REC 0.5-1.5MM2 PB



TE Part # 6-2338245-4
EP2.5 HDR 4P VERT BOSS,yellow,UL

Documents

Product Drawings

3.96 EP HDR ASY 02P NO PEG, GW

English

CAD Files

3D PDF

3D

Customer View Model

ENG_CVM_CVM_1744489-2_D.2d_dxf.zip

English

Customer View Model

ENG_CVM_CVM_1744489-2_D.3d_igs.zip

English

Customer View Model

ENG_CVM_CVM_1744489-2_D.3d_stp.zip

English

By downloading the CAD file I accept and agree to the Terms and Conditionsof use.

Datasheets & Catalog Pages

Economy Power II (EP II) Glow Wire test compliant connectors

English

1-1773885-9 Economy Power Connectors

English

Product Specifications

Application Specification

Japanese

Application Specification

English