


Ring Lug Terminal Blocks ST5, ST5-16mm², ST6 and ST25



Weidmüller's comprehensive range of bolt-type screw terminals offers secure connections for all power transmission applications. Bolt-type screw terminals with threads from M3.5 to M5 can be used depending on the conductor cross-section.

- Touch-safe (Premium line)
- Self-locking nut
- Combi-foot for use with TS 35 and TS 32
- CSA / UL approved
- Standard screw or test sleeve
- High Voltage Capacity

Weidmüller, Canada

10 Spy Court
Markham, Ontario L3R 5H6
Telephone: (800) 268-4080
Facsimile: (877) 300-5635
Email: info1@weidmuller.ca
Website: www.weidmuller.ca

Weidmüller, Mexico




Bldv. Hermanos Serdán 698
Col. San Rafael Oriente
Puebla, Puebla, Mexico
C.P. 72029
Telephone: 01 222 2686267
Facsimile: 01 222 2686219
Email: clientes@weidmuller.com.mx
Website: www.weidmuller.com.mx

Weidmüller, United States

821 Southlake Blvd.
Richmond, Virginia 23236
Telephone: (800) 849-9343
Facsimile: (804) 379-2593
Email: info@weidmuller.com
Website: www.weidmuller.com

Ring Lug Terminal Blocks

Premium Line ("New" Touch-Safe)



ST5 N / EN
Feed through

ST5PN / EN
Feed through

Self-locking Nut

Self-locking Nut

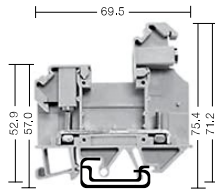
Width (mm / Inch)	10.2 / 0.402		13.2 / 0.519	
Insulating material (UL94)	PA (V0)		PA (V0)	
Rated data	IEC/DIN-VDE		IEC/DIN-VDE	
Voltage	800 V	600 V	800 V	600 V
Current	35 A	35 A	46 A	46 A
Cross-section	4 mm ²	22 - 10 AWG	6 mm ²	22 - 8 AWG
Impulse voltage	8 KV		8 KV	
Pollution severity	3		3	
Torque range	1.0 Nm		1.2 Nm	
Torque range - connections	0.5 - 0.8 Nm		0.5 - 0.8 Nm	
(See Lug Dimensions Chart P7) Thread	M3.5		M4	
Ordering Data	Part No.		Part No.	
(Beige)	C905234600 (screw)		C905221600 (screw)	
(Beige)	C905381600 (sleeve)		C905382600 (sleeve)	
Disconnect* (Beige)				
Disconnect* (Beige)				

Accessories

End plate	Width (mm/Inch)	Part No.	Width (mm/Inch)	Part No.
(Beige) AP PA	1.5/059	C905235600	1.5/059	C905222600
Adapter sleeve - Pin		Part No.		Part No.
STB 21.6 (Beige)		1071000000		1071000000
Pin PS4		0299600000		0299600000
Partition plate	Width (mm/Inch)	Part No.	Width (mm/Inch)	Part No.
(BG) TW PA				
(BG) TW HP				
(BG) TW PA				
TW HP - TS 32				
Cross-connection		Part No.		Part No.
Kit				
VH	Q2	C905236600		C905223600
Q2	Q3	C905237600		C905224600
Q3	Q4	C905238600		C905225600
QL2	Q5			
QL3	Q7			
QL4	Q10	C905239600		C905226600
Q4	Q50			
	QL2			
	QL3			
	QL4			
	QL5			
	QL7			
	QL10			
	QL50			
Sleeve VH 13.5				
Kit (1 Screw + 1 Washer)				
Connection for short-circuit		Part No.		Part No.
ZQV 10/2				
End brackets	Width (mm/Inch)	Part No.	Width (mm/Inch)	Part No.
EW35 - TS 35	8.5/334	0383560000	8.5/334	0383560000
WEW35/2 - TS 35	8.0/315		8.0/315	
EWK1 - TS 32	8.5/334	0206160000	8.5/334	0206160000
EWK2 - TS 32	15.0/59		15.0/59	
WEW35 - TS 35	12.2/48		12.2/48	
Rails		Part No.		Part No.
TS 35 steel		0383400000		0383400000
TS 35 steel slotted		0514500000		0514500000
TS 32 steel		0122800000		0122800000

*Quick connection, incorporated test-point, circuit disconnecting

ST6 / EN
Feed through

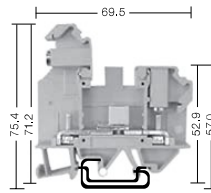


Self-locking Nut

11.2 / 0.441

PA (V0)

ST6 T / EN
Test disconnect




Self-locking Nut

11.2 / 0.441

PA (V0)

ST25 / EN
Feed through



Self-locking Nut

18.2 / 0.716

PA (V0)

IEC/DIN-VDE		IEC/DIN-VDE		IEC/DIN-VDE	
800 V	600 V	800 V	600 V	1000 V	1000 V
41 A	40 A	41 A	40 A	101 A	100 A
6 mm ²	26 - 10 AWG	6 mm ²	26 - 10 AWG	25 mm ²	20 - 3 AWG
8 KV		8 KV		8 KV	
3		3		3	
1.5 - 1.8 Nm		1.5 - 1.8 Nm		2.5 (M5) / 3.2 (M6)	
0.5 - 0.8 Nm		0.5 - 0.8 Nm		1.2 - 1.9 Nm	
M4		M4		M5 & M6	
Part No.		Part No.		Part No.	Part No.
C904908601 (screw)		C904909601 (screw)		C905265600 (M5) (screw)	C905264600 (M6) (screw)
C904908600 (sleeve)		C904909600 (sleeve)		C905379600 (M5) (sleeve)	C905380600 (M6) (sleeve)

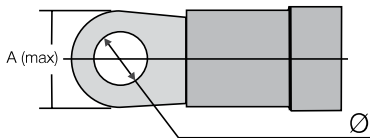
Width (mm/Inch)	Part No.	Width (mm/Inch)	Part No.	Width (mm/Inch)	Part No.
1.0/.039	C904910600	1.0/.039	C905222600	1.5/.059	C905266600
	Part No.		Part No.		Part No.
	0299600000		0299600000		0299600000
Width (mm/Inch)	Part No.	Width (mm/Inch)	Part No.	Width (mm/Inch)	Part No.
	Part No.		Part No.		Part No.
	C905064600		C905064600		C012361000
	C905065600		C905065600		C012371000
	C905066600		C905066600		C012381000
	C905067600		C905067600		C033861000
	C904925600		C904925600		
	C904926600		C904926600		
	C904927600		C904927600		
	C904929600		C904929600		
	C904288000		C904288000		
	C904940600		C904940600		
	Part No.		Part No.		Part No.
	1739680000		1739680000		
Width (mm/Inch)	Part No.	Width (mm/Inch)	Part No.	Width (mm/Inch)	Part No.
8.5/.334		8.5/.334		8.5/.334	
8.0/.315	1061200000	8.0/.315	1061200000	8.0/.315	
8.5/.334		8.5/.334		8.5/.334	
15.0/.59	0199360000	15.0/.59	0199360000	15.0/.59	0199360000
12.2/.48		12.2/.48		12.2/.48	1059000000
	Part No.		Part No.		Part No.
	0383400000		0383400000		0383400000
	0514500000		0514500000		0514500000
	0122800000		0122800000		0122800000

Ring Lug Terminal Blocks

Accessories

Lug Dimensions Chart (Terminals DIN 46237)

Terminal Type	Ø	A (Max) mm/Inch
ST5 N / EN	M3.5	8.0/.315
ST5PN / EN	M4	10.0/.394
ST6 / EN	M4	8.0/.315
ST6 T / EN	M4	8.0/.315
ST25 V1 / EN	M5	15.0/.590
ST25 V1 / EN	M6	15.0/.590
ST25 V2 / EN	M5	15.0/.590
ST25 V2 / EN	M6	15.0/.590
ST5 16mm ²	M5	12.0/.473
ST5 / EN	M3.5	8.0/.315
ST5P / EN	M4	10.0/.394
ST5P1 V1 / EN	M4	10.0/.394
ST5P1 V2 / EN	M4	10.0/.394
ST5P1 V4 / EN	M4	10.0/.394
ST5P1 V5 / EN	M5	12.0/.473



Dekafix Preprinted Markers for Terminals

Length x Pitch	Vertical Print	Horizontal Print
	5 x 5mm	5 x 5mm
Model	DEK 5/5	DEK 5/5
1-50	0473560001	0473460001
51-100	0473560051	0473460051
101-150	0473560101	0473460101
151-200	0473560151	0473460151
201-250	0473560201	0473460201
251-300	0473560251	0473460251
301-350	0473560301	0473460301
351-400	0473560351	0473460351
401-450	0473560401	0473460401
451-500	0473560451	0473460451

Preprinted Description



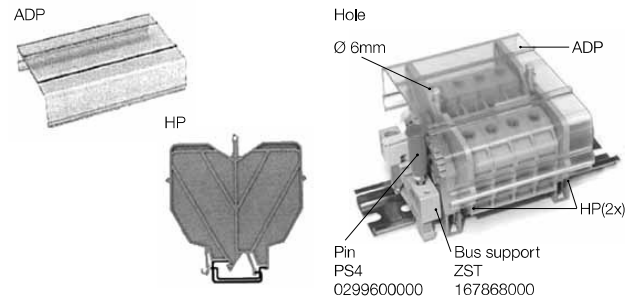
Additional number sequences, letters and symbols are available.

Dekafix Multi-Card Markers (Blank & Custom Print)

Model	Type	Part Number
DEK 5/5 MC	Blank	1609801044
DEK 5/5 MC	Custom Print	1854500000

Support and Hoods

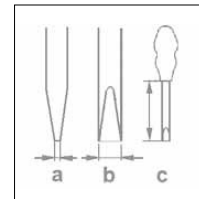
Terminal Block	ADP	HP
ST5 ST5P ST5P1 / ST5 N / ST5 PN	ADP - 0485300000 (1m)	HP2 - 0485660000
ST5 - 16mm ²	ADP - 0447700000 (1m)	---
ST25	ADP - 04854000000 (1m)	HP3 - 0485760000
ST6 ST6T	ADP3 - 0485400000 (1m)	HP4 - 0485860000



Screwdrivers

For Screw, Sleeve or Self-locking versions only.

Terminal Type	Description	a (mm/Inch)	b (mm/Inch)	c (mm/Inch)	Part Number
ST5 N / EN	SD 1.0x5.5x150	1.0/.039	5.5/.216	150/5.91	9008350000
ST5PN / EN	SD 1.0x5.5x150	1.0/.039	5.5/.216	150/5.91	9008350000
ST6 / EN	SD 1.0x5.5x150	1.0/.039	5.5/.216	150/5.91	9008350000
ST6 T / EN (Terminal)	SD 1.0x5.5x150	1.0/.039	5.5/.216	150/5.91	9008350000
ST6 T / EN (Disconnect)	SD 0.5x3.0x8.0	0.5/.019	3.0/.118	8.0/.314	9008320000
ST25 V1 / EN	SD 1.2x6.5x150	1.2/.047	6.5/.255	150/5.91	9009010000
ST25 V2 / EN	SD 1.2x6.5x150	1.2/.047	6.5/.255	150/5.91	9009010000
ST5 / EN	SDK PH1			80/3.14	9008480000
ST5P / EN	SDK PH1			80/3.14	9008480000
ST5P1 V2 / EN	SDK PH1			80/3.14	9008480000
ST5P1 V4 / EN	SDK PH1			80/3.14	9008480000
ST5P1 V5 / EN	SDK PH2			100/3.93	9008490000



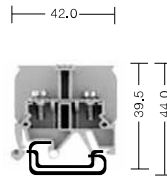
TRIM

Ring Lug Terminal Blocks

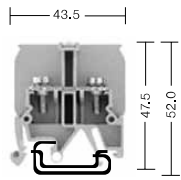
Standard Line



ST5 / EN
Feed through



ST5P / EN
Feed through



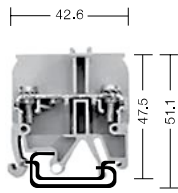
Width (mm / Inch)	PA (V2)		PA (V2)	
	9.7 / 0.382		9.7 / 0.382	
Insulating material (UL94)	PA (V2)		PA (V2)	
Rated data	IEC/DIN-VDE	UL	IEC/DIN-VDE	UL
Voltage	800 V	600 V	800 V	600 V
Current	35 A	35 A	35 A	45 A
Cross-section	4 mm ²	20 - 10 AWG	4 mm ²	22 - 10 AWG
Impulse voltage	6 kV		6 kV	
Pollution severity	3		3	
Torque range	0.8 - 1.6 Nm		0.8 - 1.6 Nm	
Torque range - connections (See Lug Dimensions Chart P7) Thread	M3.5		M3.5	
Ordering Data	Part No.		Part No.	
(Beige)	C9000676		C9001456	
(Beige)				
Disconnect (Beige)				
Disconnect (Beige)				

Accessories

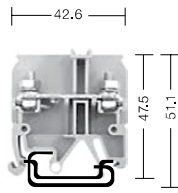
End plate	Width (mm/Inch)	Part No.	Width (mm/Inch)	Part No.
(Beige) AP PA	1.5/059	C9000686	1.5/059	C9000686
Adapter sleeve - Pin	Part No.	Part No.	Part No.	Part No.
STB 21.6 (Beige) Pin PS4				
Partition plate	Width (mm/Inch)	Part No.	Width (mm/Inch)	Part No.
(BG) TW PA	1.5/059	C904318600	1.5/059	C904318600
(BG) TW HP	0.5/019	0474700000	0.5/019	0474700000
(BG) TW PA				
TW HP - TS 32				
Cross-connection	Part No.	Part No.	Part No.	Part No.
Kit				
VH				
Q2				
Q3				
QL2				
QL3				
QL4				
Q4				
Q2				
Q3				
Q4				
Q5				
Q7				
Q10				
Q50				
QL2	C9001370		C9001370	
QL3	C9001380		C9001380	
QL4	C9001390		C9001390	
QL5				
QL7				
QL10	C9000750		C9000750	
QL50				
Sleeve VH 13.5				
Kit (1 Screw + 1 Washer)				
Connection for short-circuit	Part No.	Part No.	Part No.	Part No.
ZQV 10/2				
End brackets	Width (mm/Inch)	Part No.	Width (mm/Inch)	Part No.
EW35 - TS 35	8.5/334	0383560000	8.5/334	0383560000
WEW35/2 - TS 35	8.0/315		8.0/315	
EWK1 - TS 32	8.5/334	0206160000	8.5/334	0206160000
EWK2 - TS 32	15.0/59		15.0/59	
WEW35 - TS 35	12.2/48		12.2/48	
Rails	Part No.	Part No.	Part No.	Part No.
TS 35 steel	0383400000		0383400000	
TS 35 steel slotted	0514500000		0514500000	
TS 32 steel	0122800000		0122800000	

TRIM

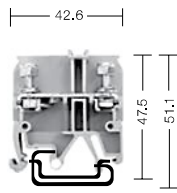
ST5P1 V2 / EN
Feed through



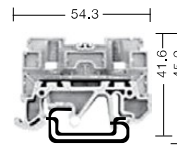
ST5P1 V1 / EN
Feed through



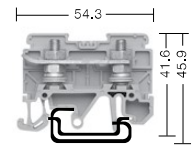
ST5P1 V4 and 5 / EN
Feed through



ST5S-16mm²
Feed through



STL5-16mm²
Test disconnect



Screw		Nut		Self-locking Nut		Nut		Nut	
13.2 / 0.519		13.2 / 0.519		13.2 / 0.519		16.5 / 0.642		16.5 / 0.642	
PA (V2)		PA (V2)		PA (V2)		PA (V0)		PA (V0)	
IEC/DIN-VDE	UL	IEC/DIN-VDE	UL	IEC/DIN-VDE	UL	IEC/DIN-VDE	UL	IEC/DIN-VDE	UL
500 V	300 V	500 V	300 V	500 V	300 V	800 V	600 V	800 V	600 V
46 A	46 A	46 A	46 A	46 A	46 A	76 A	65 A	76 A	65 A
6 mm ²	24 - 6 AWG	6 mm ²	24 - 6 AWG	6 mm ²	24 - 6 AWG	16 mm ²	AWG 12...10	16 mm ²	AWG 12...10
6 kV		6 kV		6 kV		8 kV		8 kV	
3		3		3		3		3	
1.2 - 1.9 Nm		1.2 - 2.4 Nm		1.2 - 2.4 Nm		2.0 - 4.0 Nm		2.0 - 4.0 Nm	
0.8 - 1.6 Nm		0.8 - 1.6 Nm		0.8 - 1.6 Nm		0.8 - 1.6 Nm		0.8 - 1.6 Nm	
M4		M4		M4 & M5		M5		M5	
Part No.		Part No.		Part No.		Part No.		Part No.	
C904916600		C904904600		C904922600 (M4) C904915600 (M5)		0448360000		0448460000	

Width (mm/Inch)	Part No.	Width (mm/Inch)	Part No.	Width (mm/Inch)	Part No.	Width (mm/Inch)	Part No.	Width (mm/Inch)	Part No.
1.5/059	C9001506	1.5/059	C9001506	1.5/059	C9001506	1.5/059	0447260000	1.5/059	0447260000
Part No.		Part No.		Part No.		Part No.		Part No.	

Width (mm/Inch)	Part No.	Width (mm/Inch)	Part No.	Width (mm/Inch)	Part No.	Width (mm/Inch)	Part No.	Width (mm/Inch)	Part No.
1.5/059	C904319600	1.5/059	C904319600	1.5/059	C904319600	1.5/059	0477660000	1.5/059	0477660000
0.5/019	0474700000	0.5/019	0474700000	0.5/019	0474700000				

Part No.		Part No.		Part No.		Part No.		Part No.	
C904913600	C904913600	C904913600	C904913600	C904913600	C904913600	3834300000	3834300000		
C904914600	C904914600	C904914600	C904914600	C904914600	C904914600				
C904917600	C904917600	C904917600	C904917600	C904917600	C904917600				
C904918600	C904918600	C904918600	C904918600	C904918600	C904918600				
C904919600	C904919600	C904919600	C904919600	C904919600	C904919600				
Part No.		Part No.		Part No.		Part No.		Part No.	

Width (mm/Inch)	Part No.	Width (mm/Inch)	Part No.	Width (mm/Inch)	Part No.	Width (mm/Inch)	Part No.	Width (mm/Inch)	Part No.
8.5/334	0383560000	8.5/334	0383560000	8.5/334	0383560000	8.5/334	0383560000	8.5/334	0383560000
8.0/315	0206160000	8.0/315	0206160000	8.0/315	0206160000	8.0/315	1061200000	8.0/315	1061200000
8.5/334	0206160000	8.5/334	0206160000	8.5/334	0206160000	8.5/334	0206160000	8.5/334	0206160000
15.0/59		15.0/59		15.0/59		15.0/59		15.0/59	
12.2/48		12.2/48		12.2/48		12.2/48		12.2/48	
Part No.		Part No.		Part No.		Part No.		Part No.	
0383400000	0383400000	0383400000	0383400000	0383400000	0383400000	0383400000	0383400000	0383400000	0383400000
0514500000	0514500000	0514500000	0514500000	0514500000	0514500000	0514500000	0514500000	0514500000	0514500000
0122800000	0122800000	0122800000	0122800000	0122800000	0122800000	0122800000	0122800000	0122800000	0122800000