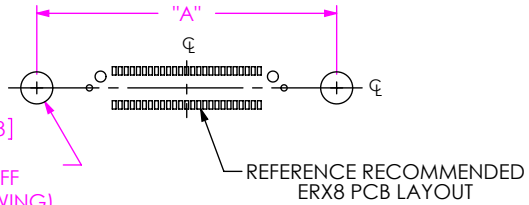


DO NOT SCALE FROM THIS PRINT

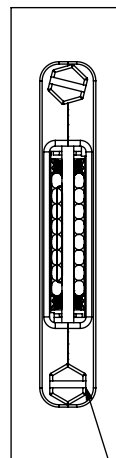
NOTE: ALL DIMENSIONS ARE FOR REFERENCE ONLY

RECOMMENDED LAYOUT FOR -EM SCREW DOWN OPTIONS
(Ø.167 [4.24] HOLES CENTERED ON ERXX LAYOUT)

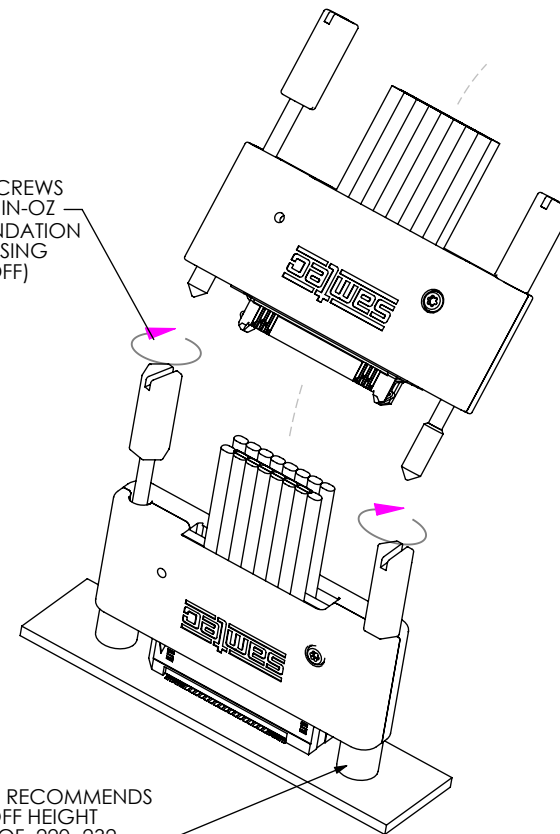


Ø.167±.003 [4.24±0.08]
NPTH (TYP)
(REFERENCE STANDOFF MANUFACTURER'S DRAWING)

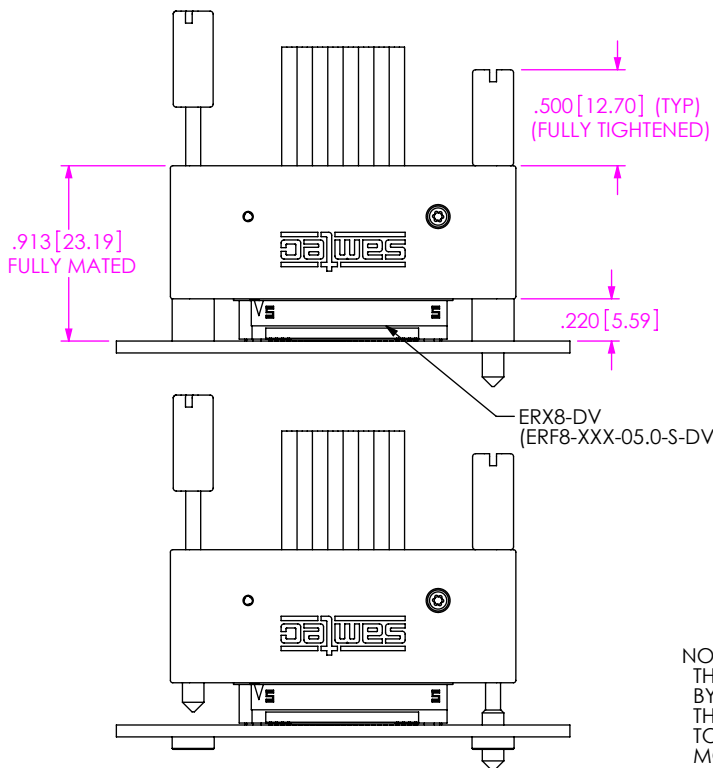
ERCD	ERDP	"A"
-010	N/A	1.0895 [27.673]
-013	-013	1.1840 [30.074]
-020	N/A	1.4045 [35.674]
-025	-025	1.5620 [39.675]
-030	N/A	1.7195 [43.675]
-040	N/A	2.0345 [51.676]
N/A	-049	2.3180 [58.877]
-050	N/A	2.3495 [59.677]
-060	N/A	2.6645 [67.678]



CAPTIVE PANEL SCREWS
MAX TORQUE 2-4 IN-OZ
(MAX TORQUE RECOMMENDATION CAN BE INCREASED IF HOUSING BOTTOMS OUT ON STANDOFF)



SAMTEC RECOMMENDS
STANDOFF HEIGHT
RANGE OF .220-.232

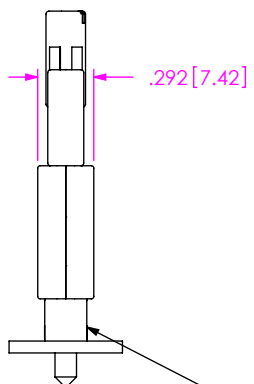


.913 [23.19]
FULLY MATED

.500 [12.70] (TYP)
(FULLY TIGHTENED)

.220 [5.59]

ERX8-DV
(ERF8-XXX-05.0-S-DV-L SHOWN)



PEM FASTENERS ON TOP OR BOTTOM
ARE OPTIONAL ASSEMBLY LAYOUTS

NOTE:
THE PEM NUT AND MACHINE SCREW (NOT SUPPLIED BY SAMTEC) SPECIFIED ON THIS PRINT WILL WORK FOR THIS APPLICATION; HOWEVER, THE CUSTOMER IS FREE TO USE OTHER HARDWARE ACCEPTABLE TO THEM AS MOST OF THIS IS COMMODITY. (www.pemnet.com)

ALL DIMENSIONS THE SAME AS ABOVE
UNLESS OTHERWISE STATED

PROPRIETARY NOTE
THIS DOCUMENT CONTAINS CONFIDENTIAL AND PROPRIETARY INFORMATION AND ALL DESIGN, MANUFACTURING, REPRODUCTION, USE, PATENT RIGHTS AND SALES RIGHTS ARE EXPRESSLY RESERVED BY SAMTEC, INC. THIS DOCUMENT SHALL NOT BE DISCLOSED, IN WHOLE OR PART, TO ANY UNAUTHORIZED PERSON OR ENTITY NOR REPRODUCED, TRANSFERRED OR INCORPORATED IN ANY OTHER PROJECT IN ANY MANNER WITHOUT THE EXPRESS WRITTEN CONSENT OF SAMTEC, INC.

DO NOT SCALE DRAWING
SHEET SCALE: 1:1



520 PARK EAST BLVD., NEW ALBANY, IN 47150
PHONE: 812-944-6733 FAX: 812-948-5047
e-Mail: info@SAMTEC.com code: 55322

DESCRIPTION:
ERXX WITH SCREW-DOWN OPTIONS

DWG. NO. ERXX APPLICATIONS

BY: JESSIE W 09/21/2012 SHEET 1 OF 2

RECOMMENDED LAYOUT FOR -DV SCREW DOWN OPTIONS
 (Ø.167 [4.24] HOLES CENTERED ON ERXX LAYOUT)

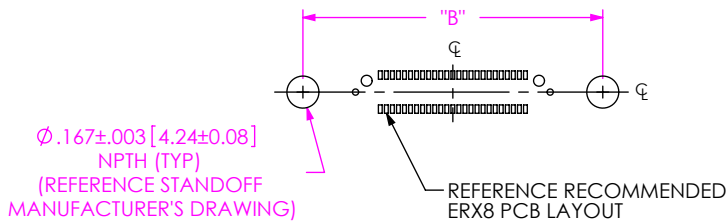
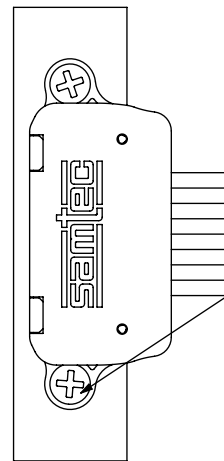
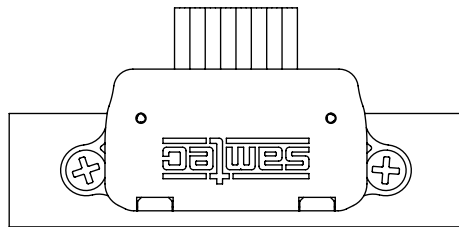


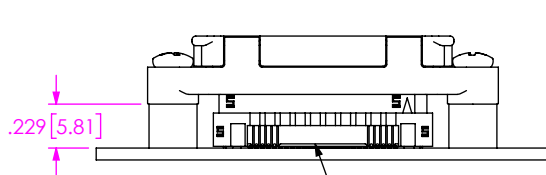
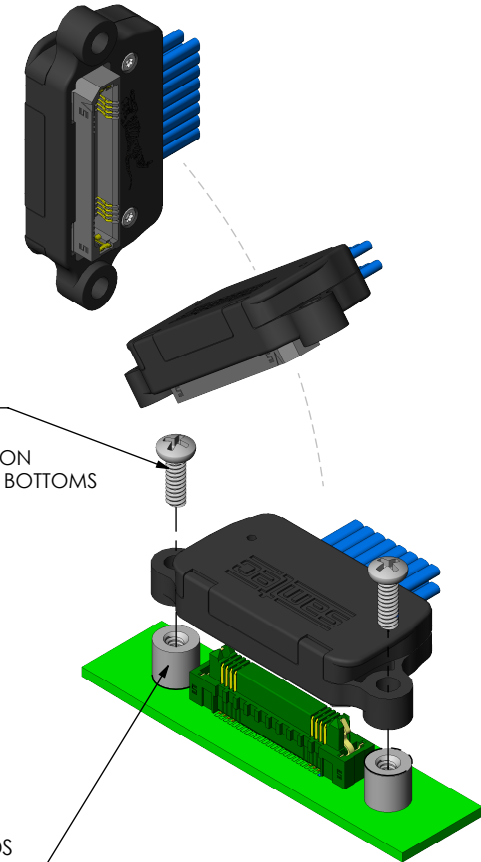
TABLE 2		
ERCD	ERDP	"B"
No. OF POSITIONS	No. OF POSITIONS	
-010	N/A	1.0895 [27.673]
-013	-013	1.1840 [30.074]
-020	N/A	1.4045 [35.674]
-025	-025	1.5620 [39.675]
-030	N/A	1.7195 [43.675]
-040	N/A	2.0345 [51.676]
N/A	-049	2.3180 [58.877]
-050	N/A	2.3495 [59.677]
-060	N/A	2.6645 [67.678]

ERXX-DV WITH ANY SCREW-DOWN OPTION

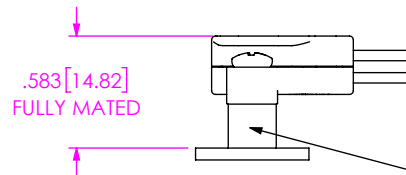
NOTE: ALL DIMENSIONS ARE FOR REFERENCE ONLY



4/40 x 5/16" PHIL. HEAD
 ROUND MACH. SCREW
 MAX TORQUE 2-4 IN-OZ
 (MAX TORQUE RECOMMENDATION
 CAN BE INCREASED IF HOUSING BOTTOMS
 OUT ON STANDOFF)



ERX8-DV
 (ERM8-XXX-05.0-S-DV-XXX SHOWN)



SAMTEC RECOMMENDS
 STANDOFF HEIGHT
 RANGE OF .229-.241

PROPRIETARY NOTE
 THIS DOCUMENT CONTAINS CONFIDENTIAL AND PROPRIETARY INFORMATION AND ALL DESIGN, MANUFACTURING, REPRODUCTION, USE, PATENT RIGHTS AND SALES RIGHTS ARE EXPRESSLY RESERVED BY SAMTEC, INC. THIS DOCUMENT SHALL NOT BE DISCLOSED, IN WHOLE OR PART, TO ANY UNAUTHORIZED PERSON OR ENTITY NOR REPRODUCED, TRANSFERRED OR INCORPORATED IN ANY OTHER PROJECT IN ANY MANNER WITHOUT THE EXPRESS WRITTEN CONSENT OF SAMTEC, INC.



520 PARK EAST BLVD, NEW ALBANY, IN 47150
 PHONE: 812-944-6733 FAX: 812-948-5047
 e-Mail: info@SAMTEC.com code: 55322

DO NOT SCALE DRAWING

SHEET SCALE: 1:2

DESCRIPTION:
 ERXX WITH SCREW-DOWN OPTIONS

DWG. NO. ERXX APPLICATIONS

BY: JESSIE W 09/21/2012 SHEET 2 OF 2