

Clamp Filters (Ferrite Core with Case)

For automobile ECU

ZCAT series

Type: ZCAT-V-BK

Issue date: September 2012

- All specifications are subject to change without notice.
- Conformity to RoHS Directive: This means that, in conformity with EU Directive 2002/95/EC, lead, cadmium, mercury, hexavalent chromium, and specific bromine-based flame retardants, PBB and PBDE, have not been used, except for exempted applications.

Clamp Filters For Automobile ECU

Conformity to RoHS Directive

ZCAT Series ZCAT-V-BK

FEATURES

- Can easily be attached without cutting the cable.
- Possesses better mechanical strength and operational temperature range (−40 to +125°C) than existing products.
- The plastic case has a self-sustaining mechanism that prevents slipping on the cable after being clamped.
- Possesses excellent high-frequency noise absorption effect.
- Works against common mode noise, allowing for noise suppression without affecting signal quality.
- Effective for EMS (Electromagnetic Susceptibility), immunity against surges/noise.



APPLICATIONS

Best for providing noise suppression of in-vehicle ECUs

PRODUCT IDENTIFICATION

ZCAT	12	V	(N2)	–	BK
(1)	(2)	(3)	(4)		(5)

- (1) Series name
 (2) Max external diameter of the cable to which the product is applied (mm)
 (3) Usage mark
 In-vehicle: V=Vehicle
 (4) Shape code
 (5) Outer color code
 BK: Only Black

PACKAGING STYLE AND QUANTITIES

Type	Quantity
ZCAT08V-BK	350 pieces/box
ZCAT12V-BK	120 pieces/box
ZCAT12VN2-BK	150 pieces/box

SPECIFICATIONS

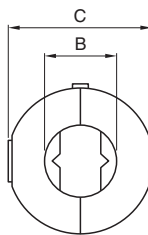
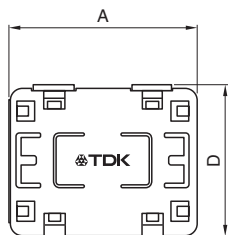
Operating temperature range	−40 to +125°C
Temperature range for engagement work	0 to +50°C

- Conformity to RoHS Directive: This means that, in conformity with EU Directive 2002/95/EC, lead, cadmium, mercury, hexavalent chromium, and specific bromine-based flame retardants, PBB and PBDE, have not been used, except for exempted applications.

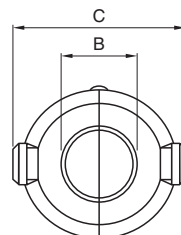
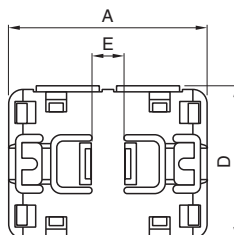
- All specifications are subject to change without notice.

SHAPES AND DIMENSIONS

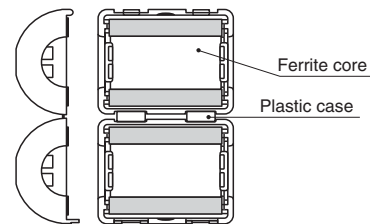
V TYPE



VN2 TYPE



INTERNAL CONSTRUCTION



Dimensions in mm

Part No.	A	B	C	D	E	Applicable cable outer dia. max.	Weight (g)
ZCAT08V-BK	32.5±1.5	8.0±1.5	18.4±1.5	18.9±1.5	—	8.0	17.0
ZCAT12V-BK	34.6±1.5	12.0±1.5	27.5±1.5	27.0±1.5	—	12.0	44.4
ZCAT12VN2-BK	34.6±1.5	12.5±1.5	31.2±1.5	27.2±1.5	(6.0)	12.0	45.5

ELECTRICAL CHARACTERISTICS

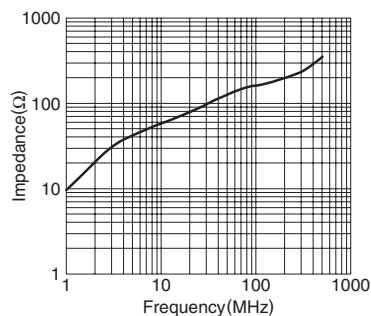
Part No.	ZCAT08V-BK	ZCAT12V-BK	ZCAT12VN2-BK
Impedance(Ω)min. [100MHz]	120	140	140

- Test conditions
Impedance meter or equivalent/ ϕ 1mm solder plated copper wire passes through(1ts)/Unloaded

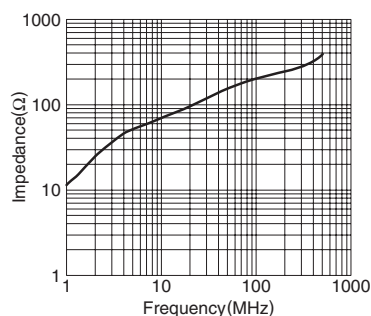
TYPICAL ELECTRICAL CHARACTERISTICS

IMPEDANCE vs. FREQUENCY CHARACTERISTICS

ZCAT08V



ZCAT12V



ZCAT12VN

