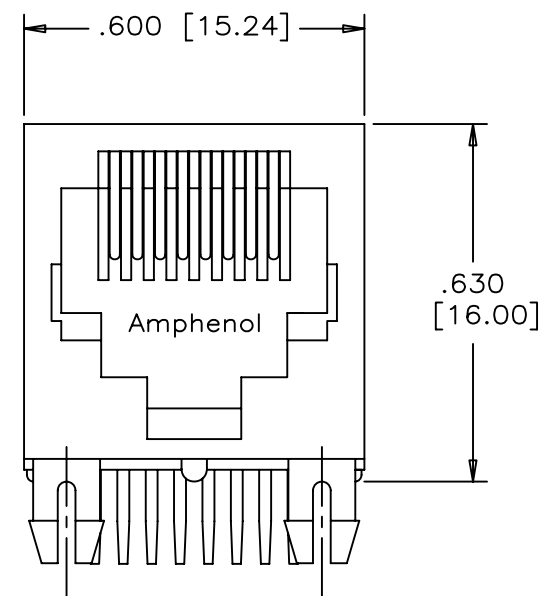
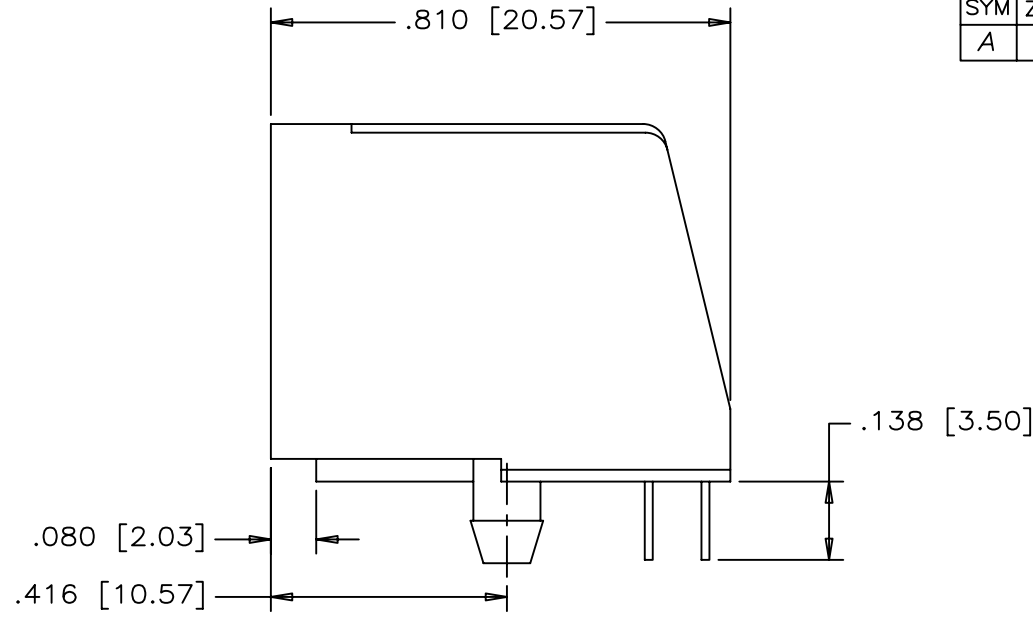


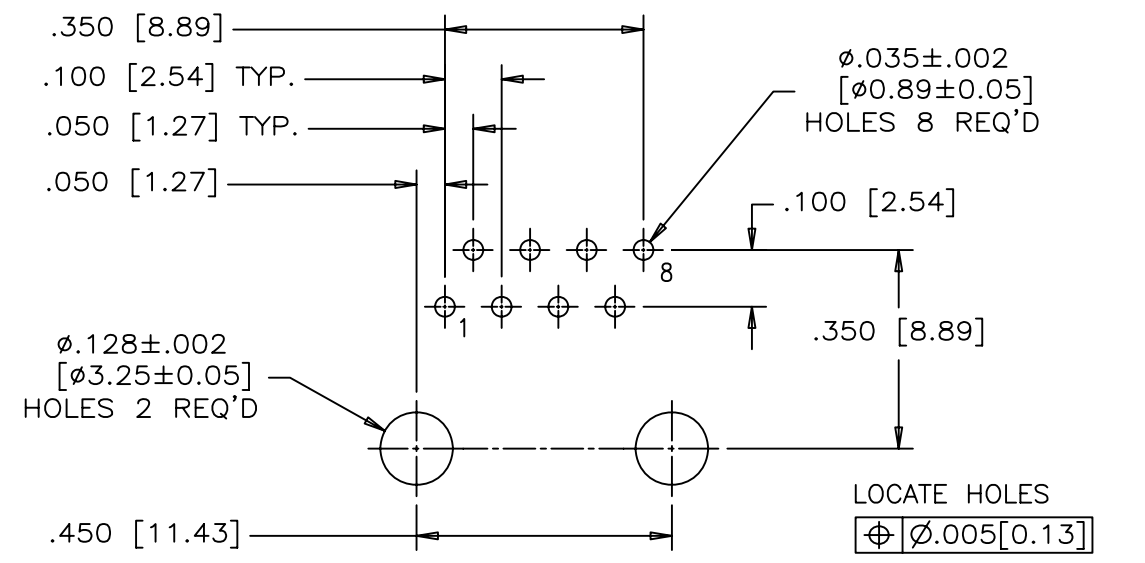
REVISIONS				
SYM	ZONE	ECN, ERN NO.	DATE	APPRD.
A		PROPOSAL	APR28/06	L.CHAN



FRONT VIEW



SIDE VIEW



RECOMMENDED P.C.B. LAYOUT  
(COMPONENT SIDE OF BOARD)

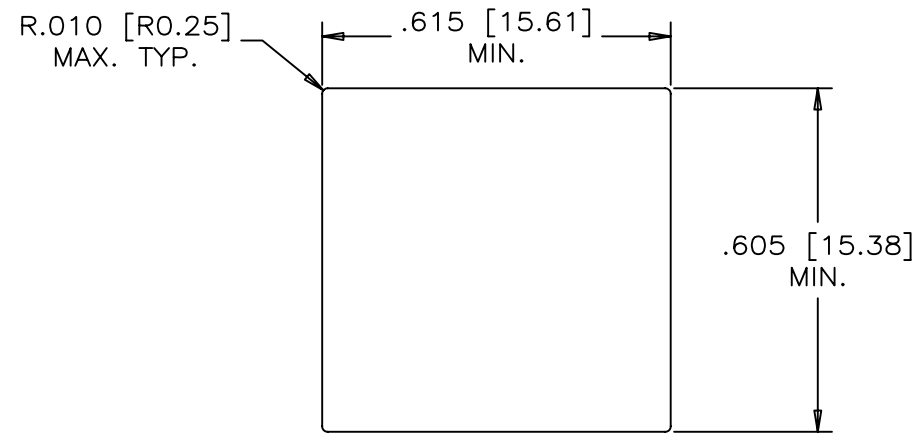
**MATERIALS:**  
 PLASTIC HOUSING: ENGINEERING THERMOPLASTIC  
 FLAMMABILITY RATING UL94V-0

**CONTACTS:** PHOSPHOR BRONZE  
 PLATING: REFER TO PART NUMBER FOR GOLD THICKNESS ON MATING SURFACES.  
 50 μ" [1.27 MICRONS] MIN. NICKEL UNDERPLATE.  
 100 μ" [2.54 MICRONS] MIN. MATTE-TIN OR GOLD FLASH ON CONTACT TAILS.

**RECOMMENDED SOLDERING TEMPERATURE:**  
 WAVE SOLDERING OR REFLOW SOLDERING AT 260°C MAXIMUM FOR 5 SEC MAXIMUM

**PART NUMBER:** RJE02-188-0X10-H

**GOLD PLATING**  
 1 = 6 μINCH  
 2 = 15 μINCH  
 3 = 30 μINCH  
 4 = 50 μINCH



RECOMMENDED PANEL CUTOUT

THIS DOCUMENT CONTAINS PROPRIETARY INFORMATION AND SUCH INFORMATION MAY NOT BE DISCLOSED TO OTHERS FOR ANY PURPOSE OR USED FOR MANUFACTURING PURPOSES WITHOUT WRITTEN PERMISSION FROM AMPHENOL CANADA CORP.

DRAWN PAULW	DATE APR28/06	Amphenol Canada Corp.			
DESIGNED					
CHECKED CHIGOW	DATE APR28/06	TITLE MODULAR JACK, SINGLE PORT, HIGH PROFILE, 8 POSITION, 8 CONTACTS UNSHIELDED - RoHS COMPLIANT			
I. E. APPRD.					
Q. A. APPRD.		DWG	DRAWING NO.	REV.	
DWG. APPRD.					P-RJE02-188-0X10-H
ENG. REL. NO. EAR # A060422		SCALE	WT. -----	SURF. -----	SHEET 1 OF 1
REF.					
DIMENSIONS ARE IN INCHES [mm]	CODE ID. NO. 03554				