PTRV 4 /YE - Marshalling panel

3270123

https://www.phoenixcontact.com/us/products/3270123

Please be informed that the data shown in this PDF document is generated from our online catalog. Please find the complete data in the user documentation. Our general terms of use for downloads are valid.



Marshalling panel, nom. voltage: 250 V, nominal current: 10 A, connection method: Push-in connection, 1st, 2nd, 3rd and 4th level, Rated cross section: 1.5 mm^2, cross section: 0.14 mm^2 - 2.5 mm^2, mounting: NS 35/7,5, NS 35/15, color: gray, color of connection elements: yellow

Your advantages

- Tool-free wiring in a confined space thanks to compact size
- High contact quality thanks to push-in technology as a replacement for Wire-Wrap®, TERMI-POINT®, etc.
- Individual color assignment of cable and terminal point to ensure error-free, safe operation
- The 2.3 mm test pick-off enables testing between the conductors with commercially available test probes

Commercial data

Item number	3270123
Packing unit	10 pc
Minimum order quantity	10 pc
Sales key	BE62
Product key	BE6211
Catalog page	Page 46 (C-1-2019)
GTIN	4055626435190
Weight per piece (including packing)	18.03 g
Weight per piece (excluding packing)	18.03 g
Customs tariff number	85369010
Country of origin	PL

Technical data

Product properties

Product type	Marshalling terminal
Number of positions	2
Number of connections	16
Number of rows	4
Potentials	4

Insulation characteristics

Overvoltage category	III

Electrical properties

Rated surge voltage	6 kV
Maximum power dissipation for nominal condition	0.56 W

Connection data

Number of connections per level	4
Nominal cross section	1.5 mm²

1st, 2nd, 3rd and 4th level

Stripping length	8 mm ... 10 mm
Connection in acc. with standard	IEC 60947-7-1
Conductor cross section rigid	0.14 mm² ... 2.5 mm²
Cross section AWG	26 ... 14 (converted acc. to IEC)
Conductor cross section flexible	0.14 mm² ... 1.5 mm²
Conductor cross section, flexible [AWG]	26 ... 16 (converted acc. to IEC)
Conductor cross-section flexible (ferrule without plastic sleeve)	0.14 mm² ... 1.5 mm²
Flexible conductor cross section (ferrule with plastic sleeve)	0.14 mm² ... 1.5 mm²
Nominal current	10 A
Maximum load current	10 A (with 1.5 mm² conductor cross section)
Nominal voltage	250 V
Nominal cross section	1.5 mm²

1st, 2nd, 3rd and 4th level Connection cross sections directly pluggable

Conductor cross section rigid	0.34 mm² ... 2.5 mm²
Conductor cross section, rigid [AWG]	20 ... 14 (converted acc. to IEC)
Conductor cross-section flexible (ferrule without plastic sleeve)	0.34 mm² ... 1.5 mm²
Flexible conductor cross section (ferrule with plastic sleeve)	0.34 mm² ... 1.5 mm²

Dimensions

Width	8.3 mm
Height	64 mm
Depth on NS 35/7,5	55.5 mm
Depth on NS 35/15	63 mm

Material specifications

Color	gray
Color of connection elements	yellow
Flammability rating according to UL 94	V0
Insulating material group	I
Insulating material	PA

Electrical tests

Surge voltage test

Test voltage setpoint	4.8 kV
Result	Test passed

Temperature-rise test

Requirement temperature-rise test	Increase in temperature ≤ 45 K
Result	Test passed
Short-time withstand current 1.5 mm²	0.18 kA
Result	Test passed

Power-frequency withstand voltage

Test voltage setpoint	1.5 kV
Result	Test passed

Mechanical properties

Mechanical data

Open side panel	Yes

Mechanical tests

Mechanical strength

Result	Test passed

Attachment on the carrier

DIN rail/fixing support	NS 35
Test force setpoint	1 N
Result	Test passed

Test for conductor damage and slackening

Rotation speed	10 rpm
Revolutions	135
Conductor cross section/weight	0.14 mm² / 0.2 kg
	1.5 mm² / 0.4 kg
	2.5 mm² / 0.7 kg
Result	Test passed

Environmental and real-life conditions

Aging

Temperature cycles	192
Result	Test passed

Needle-flame test

Time of exposure	30 s
Result	Test passed

Oscillation/broadband noise

Specification	DIN EN 50155 (VDE 0115-200):2008-03
Spectrum	Service life test category 2, bogie-mounted
Frequency	f_1 = 5 Hz to f_2 = 250 Hz
ASD level	6.12 $(m/s^2)^2/Hz$
Acceleration	3.12g
Test duration per axis	5 h
Test directions	X-, Y- and Z-axis
Result	Test passed

Shocks

Specification	DIN EN 50155 (VDE 0115-200):2008-03
Pulse shape	Half-sine
Acceleration	30g
Shock duration	18 ms
Number of shocks per direction	3
Test directions	X-, Y- and Z-axis (pos. and neg.)
Result	Test passed

Ambient conditions

Ambient temperature (operation)	-60 °C ... 105 °C (max. short-term operating temperature RTI Elec.)
Ambient temperature (storage/transport)	-25 °C ... 60 °C (for a short time, not exceeding 24 h, -60 °C to +70 °C)
Ambient temperature (assembly)	-5 °C ... 70 °C
Ambient temperature (actuation)	-5 °C ... 70 °C
Permissible humidity (storage/transport)	30 % ... 70 %

Standards and regulations

Connection in acc. with standard	IEC 60947-7-1

Mounting

Mounting type	NS 35/7,5
	NS 35/15

Drawings

Circuit diagram

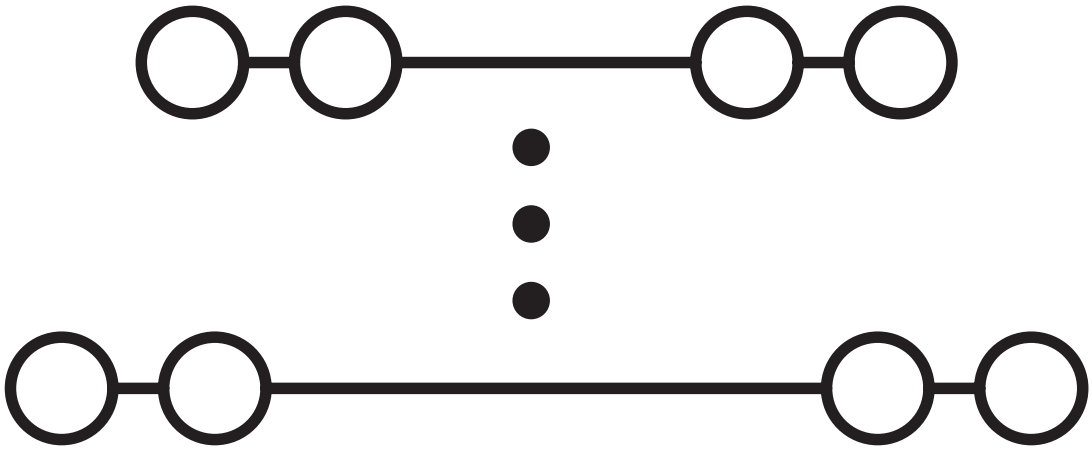

Approvals

To download certificates, visit the product detail page: https://www.phoenixcontact.com/us/products/3270123

CSA
Approval ID: 2030668

Classifications

ECLASS

ECLASS-11.0	27141120
ECLASS-13.0	27250105

ETIM

ETIM 9.0	EC000897

UNSPSC

UNSPSC 21.0	39121400

Environmental product compliance

EU RoHS

Fulfills EU RoHS substance requirements	Yes, No exemptions

China RoHS

Environment friendly use period (EFUP)	EFUP-E
	No hazardous substances above the limits

EU REACH SVHC

REACH candidate substance (CAS No.)	No substance above 0.1 wt%

Accessories

DP-PTRV 4 - Spacer plate

3270163

https://www.phoenixcontact.com/us/products/3270163



Spacer plate, depth: 54 mm, width: 8.3 mm, height: 63.6 mm, color: gray

CDC-PTRV - Retaining bracket

3270167

https://www.phoenixcontact.com/us/products/3270167



Retaining bracket, via four PTRV single modules, pitch: 8.3 mm, depth: 71.5 mm, width: 35.6 mm, height: 71.5 mm, color: gray

RPS - Reducing plug

0201647

https://www.phoenixcontact.com/us/products/0201647



Reducing plug, number of positions: 1, color: gray

D-PTRV 4 WH 1-8 - End cover

1117529

https://www.phoenixcontact.com/us/products/1117529



End cover, depth: 48.9 mm, width: 2.2 mm, height: 63.6 mm, color: white

ZB 8,3:UNBEDRUCKT - Zack marker strip

0803444

https://www.phoenixcontact.com/us/products/0803444



Zack marker strip, Strip, white, unlabeled, can be labeled with: PLOTMARK, CMS-P1-PLOTTER, mounting type: snapped, for terminal block width: 8.3 mm, lettering field size: 10.5 x 8.3 mm

ZB 8,3,LGS:FORTL.ZAHLEN - Zack marker strip

0803480

https://www.phoenixcontact.com/us/products/0803480



Zack marker strip, Strip, white, labeled, can be labeled with: CMS-P1-PLOTTER, mounting type: snapped, for terminal block width: 8.3 mm, lettering field size: 10.5 x 8.3 mm

ZB 8,3,QR:FORTL.ZAHLEN - Zack marker strip

0803479

https://www.phoenixcontact.com/us/products/0803479



Zack marker strip, Strip, white, labeled, can be labeled with: CMS-P1-PLOTTER, mounting type: snapped, for terminal block width: 8.3 mm, lettering field size: 10. 5 x 8.3 mm

ZB 8,3 CUS - Zack marker strip

8191573

https://www.phoenixcontact.com/us/products/8191573



Zack marker strip, Strip, white, labeled according to customer specifications, mounting type: snap into tall marker groove, for terminal block width: 8.3 mm, lettering field size: 10.5 x 8.3 mm

TM-PTRV 4,QR:1-4 - Marker for terminal blocks

0803464

https://www.phoenixcontact.com/us/products/0803464



Marker for terminal blocks, white, labeled, mounting type: snapped, for terminal block width: 4 mm, lettering field size: 2.4 x 9.2 mm

TM-PTRV 4,QR:4-1 - Marker for terminal blocks

0803465

https://www.phoenixcontact.com/us/products/0803465



Marker for terminal blocks, white, labeled, mounting type: snapped, for terminal block width: 4 mm, lettering field size: 2.4 x 9.2 mm

TM-PTRV 4,QR:A-D - Marker for terminal blocks

0803466

https://www.phoenixcontact.com/us/products/0803466



Marker for terminal blocks, white, labeled, mounting type: snapped, for terminal block width: 4 mm, lettering field size: 2.4 x 9.2 mm

TM-PTRV 4,QR:D-A - Marker for terminal blocks

0803467

https://www.phoenixcontact.com/us/products/0803467



Marker for terminal blocks, white, labeled, mounting type: snapped, for terminal block width: 4 mm, lettering field size: 2.4 x 9.2 mm

D-PTRV 4 WH - End cover

3270151

https://www.phoenixcontact.com/us/products/3270151



End cover, depth: 48.9 mm, width: 3.8 mm, height: 63.6 mm, color: white

D-PTRV 4 WH 1-4 - End cover

3270152

https://www.phoenixcontact.com/us/products/3270152



End cover, depth: 48.9 mm, width: 2.2 mm, height: 63.6 mm, color: white

D-PTRV 4 WH 1-4 LGS - End cover

3270234

https://www.phoenixcontact.com/us/products/3270234



End cover, depth: 48.9 mm, width: 2.2 mm, height: 63.6 mm, color: white

D-PTRV 4 WH 4-1 - End cover

3270236

https://www.phoenixcontact.com/us/products/3270236



End cover, depth: 48.9 mm, width: 2.2 mm, height: 63.6 mm, color: white

D-PTRV 4 WH 4-1 LGS - End cover

3270238

https://www.phoenixcontact.com/us/products/3270238



End cover, depth: 48.9 mm, width: 2.2 mm, height: 63.6 mm, color: white

D-PTRV 4 WH A-D - End cover

3270153

https://www.phoenixcontact.com/us/products/3270153



End cover, depth: 48.9 mm, width: 2.2 mm, height: 63.6 mm, color: white

D-PTRV 4 WH A-D LGS - End cover

3270235

https://www.phoenixcontact.com/us/products/3270235



End cover, depth: 48.9 mm, width: 2.2 mm, height: 63.6 mm, color: white

D-PTRV 4 WH D-A - End cover

3270237

https://www.phoenixcontact.com/us/products/3270237



End cover, depth: 48.9 mm, width: 2.2 mm, height: 63.6 mm, color: white

D-PTRV 4 WH D-A LGS - End cover

3270239

https://www.phoenixcontact.com/us/products/3270239



End cover, depth: 48.9 mm, width: 2.2 mm, height: 63.6 mm, color: white

NS 35/ 7,5 PERF 2000MM - DIN rail perforated

0801733

https://www.phoenixcontact.com/us/products/0801733



DIN rail perforated, Pack of 25 (50 m), acc. to EN 60715, material: Steel, galvanized, passivated with a thick layer, Standard profile, color: silver

NS 35/ 7,5 UNPERF 2000MM - DIN rail, unperforated

0801681

https://www.phoenixcontact.com/us/products/0801681



DIN rail, unperforated, Pack of 25 (50 m), acc. to EN 60715, material: Steel, galvanized, passivated with a thick layer, Standard profile, color: silver

NS 35/ 7,5 WH PERF 2000MM - DIN rail perforated

1204119

https://www.phoenixcontact.com/us/products/1204119



DIN rail perforated, Pack of 25 (50 m), acc. to EN 60715, material: Steel, Galvanized, white passivated, Standard profile, color: silver

NS 35/ 7,5 WH UNPERF 2000MM-VPE 10 - DIN rail, unperforated

1204122

https://www.phoenixcontact.com/us/products/1204122



DIN rail, unperforated, Pack of 10 (20 m), acc. to EN 60715, material: Steel, Galvanized, white passivated, Standard profile, color: silver

NS 35/ 7,5 AL UNPERF 2000MM - DIN rail, unperforated

0801704

https://www.phoenixcontact.com/us/products/0801704



DIN rail, unperforated, Pack of 25 (50 m), acc. to EN 60715, material: Aluminum, uncoated, Standard profile, color: silver

NS 35/ 7,5 ZN PERF 2000MM - DIN rail perforated

1206421

https://www.phoenixcontact.com/us/products/1206421



DIN rail perforated, Pack of 25 (50 m), acc. to EN 60715, material: Steel, galvanized, Standard profile, color: silver

NS 35/ 7,5 ZN UNPERF 2000MM - DIN rail, unperforated

1206434

https://www.phoenixcontact.com/us/products/1206434



DIN rail, unperforated, Pack of 25 (50 m), acc. to EN 60715, material: Steel, galvanized, Standard profile, color: silver

NS 35/ 7,5 CU UNPERF 2000MM-VPE 10 - DIN rail, unperforated

0801762

https://www.phoenixcontact.com/us/products/0801762



DIN rail, unperforated, Pack of 10 (20 m), acc. to EN 60715, material: Copper, uncoated, Standard profile, color: copper-colored

NS 35/ 7,5 CAP - End cap

1206560

https://www.phoenixcontact.com/us/products/1206560

DIN rail end piece, for DIN rail NS 35/7.5



CLIPFIX 35 - End bracket

3022218

https://www.phoenixcontact.com/us/products/3022218



Quick mounting end clamp for NS 35/7,5 DIN rail or NS 35/15 DIN rail, with marking option, width: 9.5 mm, color: gray

CLIPFIX 35-5 - End bracket

3022276

https://www.phoenixcontact.com/us/products/3022276



Quick mounting end clamp for NS 35/7,5 DIN rail or NS 35/15 DIN rail, with marking option, with parking option for FBS...5, FBS...6, KSS 5, KSS 6, width: 5. 15 mm, color: gray

E/NS 35 N - End bracket

0800886

https://www.phoenixcontact.com/us/products/0800886



End clamp, width: 9.5 mm, color: gray

E/UK - End bracket

1201442

https://www.phoenixcontact.com/us/products/1201442



End bracket, Mounting on a DIN rail NS 32 or NS 35, material: PA, color: gray

E/UK 1 - End bracket

1201413

https://www.phoenixcontact.com/us/products/1201413



End clamps, for supporting the ends of double-level and three-level terminal blocks, width: 10 mm, color: gray

MPS-MT - Test plug

0201744

https://www.phoenixcontact.com/us/products/0201744



Test plug, with solder connection up to 1 mm^2 conductor cross section, number of positions: 1, color: gray

MPS-IH WH - Insulating sleeve

0201663

https://www.phoenixcontact.com/us/products/0201663

Insulating sleeve, color: white



MPS-IH RD - Insulating sleeve

0201676

https://www.phoenixcontact.com/us/products/0201676

Insulating sleeve, color: red



MPS-IH BU - Insulating sleeve

0201689

https://www.phoenixcontact.com/us/products/0201689

Insulating sleeve, color: blue



MPS-IH YE - Insulating sleeve

0201692

https://www.phoenixcontact.com/us/products/0201692

Insulating sleeve, color: yellow



MPS-IH GN - Insulating sleeve

0201702

https://www.phoenixcontact.com/us/products/0201702

Insulating sleeve, color: green



MPS-IH GY - Insulating sleeve

0201728

https://www.phoenixcontact.com/us/products/0201728

Insulating sleeve, color: gray



MPS-IH BK - Insulating sleeve

0201731

https://www.phoenixcontact.com/us/products/0201731

Insulating sleeve, color: black



SZF 0-0,4X2,5 - Screwdriver

1204504

https://www.phoenixcontact.com/us/products/1204504



Actuation tool, for ST terminal blocks, also suitable for use as a bladed screwdriver, size: 0.4 x 2.5 x 75 mm, 2-component grip, with non-slip grip

ST-BW 0 - Actuation tool

1200135

https://www.phoenixcontact.com/us/products/1200135



Actuation tool, for all 1.5 mm^2 spring cages from PT 1,5/S and FT 1,5/S

Phoenix Contact 2024 © - all rights reserved
https://www.phoenixcontact.com

Phoenix Contact USA
586 Fulling Mill Road
Middletown, PA 17057, United States
(+717) 944-1300
info@phoenixcon.com