



TE Internal #: 1-144546-0
Housing for Male Terminals, 3 Position, .207 in [5.25 mm]
Centerline, Black, Wire & Cable, Cable Mount (Free-Hanging), -40 - 212 °F [-40 - 100 °C]
[View on TE.com >](#)

Connectors > Automotive Connectors > Automotive Housings



Number of Positions: 3
Connector & Housing Type: **Housing for Male Terminals**
Centerline (Pitch): 5.25 mm [.207 in]
Sealable: **No**
Number of Rows: 1

Features

Product Type Features

Mixed & Hybrid Connector	No
Connector & Housing Type	Housing for Male Terminals
Sealable	No
Connector & Contact Terminates To	Wire & Cable
Primary Locking Feature	Integrated in Housing

Configuration Features

Number of Positions	3
Number of Rows	1

Electrical Characteristics

Nominal Voltage Architecture	24 V
------------------------------	------

Body Features

Primary Product Color	Black
-----------------------	-------

Mechanical Attachment

Connector Mounting Type	Cable Mount (Free-Hanging)
-------------------------	----------------------------

Housing Features

Centerline (Pitch)	5.25 mm[.207 in]
--------------------	------------------

Usage Conditions

Operating Temperature (Max)	100 °C[212 °F]
-----------------------------	----------------



Operating Temperature Range

-40 - 100 °C[-40 - 212 °F]

Other

Connector Position Assurance Capable	No
--------------------------------------	----

Product Compliance

For compliance documentation, visit the product page on TE.com>

EU RoHS Directive 2011/65/EU	Compliant
EU ELV Directive 2000/53/EC	Compliant
China RoHS 2 Directive MIIT Order No 32, 2016	No Restricted Materials Above Threshold
EU REACH Regulation (EC) No. 1907/2006	Current ECHA Candidate List: JAN 2024 (240) Candidate List Declared Against: JAN 2024 (240) Does not contain REACH SVHC
Halogen Content	Low Halogen - Br, Cl, F, I < 900 ppm per homogenous material. Also BFR/CFR/PVC Free
Solder Process Capability	Not reviewed for solder process capability

Product Compliance Disclaimer











This information is provided based on reasonable inquiry of our suppliers and represents our current actual knowledge based on the information they provided. This information is subject to change. The part numbers that TE has identified as EU RoHS compliant have a maximum concentration of 0.1% by weight in homogenous materials for lead, hexavalent chromium, mercury, PBB, PBDE, DBP, BBP, DEHP, DIBP, and 0.01% for cadmium, or qualify for an exemption to these limits as defined in the Annexes of Directive 2011/65/EU (RoHS2). Finished electrical and electronic equipment products will be CE marked as required by Directive 2011/65/EU. Components may not be CE marked. Additionally, the part numbers that TE has identified as EU ELV compliant have a maximum concentration of 0.1% by weight in homogenous materials for lead, hexavalent chromium, and mercury, and 0.01% for cadmium, or qualify for an exemption to these limits as defined in the Annexes of Directive 2000/53/EC (ELV). Regarding the REACH Regulation, the information TE provides on SVHC in articles for this part number is based on the latest European Chemicals Agency (ECHA) 'Guidance on requirements for substances in articles' posted at this URL: <https://echa.europa.eu/guidance-documents/guidance-on-reach>

Compatible Parts



Customers Also Bought



 <p>TE Part # 206037-1 CPC PLUG ASSEMBLY SIZE 17-16</p>	 <p>TE Part # 182918-1 CPC SQ.FL.RCPT STD SEX</p>	 <p>TE Part # 66261-5 MALE CONTACT ASSY. (L.P.)</p>	 <p>TE Part # 138601-000 B-106-1401</p>
 <p>TE Part # 215299-6 6P HV100 REC CON. TE, 8.5MM</p>	 <p>TE Part # 444496-1 HSG ASS'Y 2 POSN JR POWER</p>	 <p>TE Part # 3-1447221-4 S/S REC CONTACT ASSY, AU, 0.5</p>	 <p>TE Part # 1-206070-1 CABLE CLAMP KIT #17</p>
 <p>TE Part # 826886-4 3P ECONOSEAL "E".</p>	 <p>TE Part # CS4794-000 FLTWC0311-18-8</p>		

Documents

Product Drawings
3 POS HSG SEALING MK IV

English

CAD Files
Customer View Model
ENG_CVM_CVM_1-144546-0_A.2d_dxf.zip

English

3D PDF

3D

Customer View Model
ENG_CVM_CVM_1-144546-0_A.3d_igs.zip

English

Customer View Model
ENG_CVM_CVM_1-144546-0_A.3d_stp.zip

English

By downloading the CAD file I accept and agree to the Terms and Conditions of use.

Product Specifications



Application Specification

English

SURMOULAGE DES CONNECTEURS MIC IV PORTE LANGUETTES ETANCHES

English