




AMP CT

TE Internal #: 4-292156-6  
Connector Assembly, Plug to Plug Relay Header, Wire-to-Board / Wire-to-Wire, 5 Position, .078 in [2 mm] Centerline, 1 Row, Yellow, Signal, AMP CT

[View on TE.com >](#)

Connectors > PCB Connectors > Wire-to-Board Connectors > Wire-to-Board Connector Assemblies & Housings >  
CT Relay Header Assembly: Free Hanging



Connector Product Type: **Connector Assembly**  
Connector & Housing Type: **Plug to Plug Relay Header**  
Connector System: **Wire-to-Board, Wire-to-Wire**  
Number of Positions: **5**  
Centerline (Pitch): **2 mm [ .078 in ]**

[All CT Relay Header Assembly: Free Hanging \(17\)](#)

Features

Product Type Features

Connector Product Type	Connector Assembly
Connector & Housing Type	Plug to Plug Relay Header
Connector System	Wire-to-Board, Wire-to-Wire
Sealable	No

Configuration Features

Number of Positions	5
Number of Rows	1

Electrical Characteristics

Operating Voltage	125 V
-------------------	-------

Body Features

Primary Product Color	Yellow
-----------------------	--------



Contact Features

Contact Retention Within Housing	Without
Contact Type	Pin
Contact Base Material	Brass
Contact Current Rating (Max)	2 A

Mechanical Attachment

Strain Relief	Without
Panel Mount Feature	Without
Mating Retention	Without
Connector Mounting Type	Cable Mount (Free-Hanging)

Housing Features

Housing Material	Nylon 66
Centerline (Pitch)	2 mm [.078 in]

Dimensions

Connector Length	15.8 mm [.622 in]
Panel Thickness (Recommended)	.81 – 1.6 mm [.032 – .063 in]
Connector Height	12 mm [.472 in]

Usage Conditions

Operating Temperature Range	-40 – 105 °C [-40 – 221 °F]
-----------------------------	-----------------------------

Operation/Application

Circuit Application	Signal
---------------------	--------

Industry Standards

Compatible With Agency/Standards Products	CSA, UL
Compatible With Approved Standards Products	UL Recognized
UL Flammability Rating	UL 94V-0

Packaging Features

Packaging Method	Bag & Box
------------------	-----------

Product Compliance

For compliance documentation, visit the product page on TE.com>

EU RoHS Directive 2011/65/EU	Compliant
EU ELV Directive 2000/53/EC	Compliant



China RoHS 2 Directive MIIT Order No 32, 2016	No Restricted Materials Above Threshold
EU REACH Regulation (EC) No. 1907/2006	Current ECHA Candidate List: JAN 2024 (240) Candidate List Declared Against: JAN 2022 (223) Does not contain REACH SVHC
Halogen Content	Low Halogen - Br, Cl, F, I < 900 ppm per homogenous material. Also BFR/CFR/PVC Free
Solder Process Capability	Not applicable for solder process capability

Product Compliance Disclaimer

This information is provided based on reasonable inquiry of our suppliers and represents our current actual knowledge based on the information they provided. This information is subject to change. The part numbers that TE has identified as EU RoHS compliant have a maximum concentration of 0.1% by weight in homogenous materials for lead, hexavalent chromium, mercury, PBB, PBDE, DBP, BBP, DEHP, DIBP, and 0.01% for cadmium, or qualify for an exemption to these limits as defined in the Annexes of Directive 2011/65/EU (RoHS2). Finished electrical and electronic equipment products will be CE marked as required by Directive 2011/65/EU. Components may not be CE marked. Additionally, the part numbers that TE has identified as EU ELV compliant have a maximum concentration of 0.1% by weight in homogenous materials for lead, hexavalent chromium, and mercury, and 0.01% for cadmium, or qualify for an exemption to these limits as defined in the Annexes of Directive 2000/53/EC (ELV). Regarding the REACH Regulation, the information TE provides on SVHC in articles for this part number is based on the latest European Chemicals Agency (ECHA) 'Guidance on requirements for substances in articles' posted at this URL: <https://echa.europa.eu/guidance-documents/guidance-on-reach>

### Compatible Parts

TE Part # CAT-AM7017-C7671  
Common Termination Contacts — POWER TRIPLE LOCK

TE Part # CAT-AM7017-H8172  
AMP COMMON TERMINATION HOUSINGS

### Also in the Series | AMP CT

Connector Contacts(8)


Connector Hardware(46)

PCB Headers & Receptacles(756)


Wire-to-Board Connector Assemblies & Housings(255)

### Customers Also Bought







TE Part #DT04-2P  
REC, 2P, GRY, N




TE Part #DT06-2S  
PLG, 2P, GRY, N




TE Part #W2S  
Wedgelocks: DEUTSCH DT




TE Part #0460-202-16141  
DEUTSCH Solid Contacts



TE Part #282104-1  
AMP SUPERSEAL 1.5MM,  
CONNECTOR HOUSING



TE Part #281934-2  
SINGLE WIRE SEAL



TE Part #114017-ZZ  
SEALING PLUG, SIZE 12/16, WHT

Documents

Product Drawings

CT RELAY HDR ASSY FREE HANGING

English

CAD Files

3D PDF

3D

Customer View Model

ENG\_CVM\_CVM\_4-292156-6\_A.2d\_dxf.zip

English

Customer View Model

ENG\_CVM\_CVM\_4-292156-6\_A.3d\_igs.zip

English

Customer View Model

ENG\_CVM\_CVM\_4-292156-6\_A.3d\_stp.zip

English

By downloading the CAD file I accept and agree to the [Terms and Conditions](#) of use.

Product Specifications

AMP COMMON TERMINATION (CT), CONNECTOR, 2mm PITCH, M/T TYPE, LEAD FREE VERSION

Japanese

Product Specification

Japanese