



Overload relay 0.45...0.63 A Thermal For motor protection Size S00, Class 10
Stand-alone installation Main circuit: Screw Auxiliary circuit: Screw Manual-
Automatic-Reset

product brand name	SIRIUS
product designation	thermal overload relay
product type designation	3RU2
General technical data	
size of overload relay	S00
size of contactor can be combined company-specific	S00
power loss [W] for rated value of the current at AC in hot operating state	4.8 W
• per pole	1.6 W
insulation voltage with degree of pollution 3 at AC rated value	690 V
surge voltage resistance rated value	6 kV
maximum permissible voltage for protective separation in networks with grounded star point	
• between auxiliary and auxiliary circuit	440 V
• between auxiliary and auxiliary circuit	440 V
• between main and auxiliary circuit	440 V
• between main and auxiliary circuit	440 V
shock resistance according to IEC 60068-2-27	8g / 11 ms
type of protection according to ATEX directive 2014/34/EU	Ex II (2) GD
certificate of suitability according to ATEX directive 2014/34/EU	DMT 98 ATEX G 001
reference code according to IEC 81346-2	F
Substance Prohibitance (Date)	10/01/2009
Ambient conditions	
installation altitude at height above sea level maximum	2 000 m
ambient temperature	
• during operation	-40 ... +70 °C
• during storage	-55 ... +80 °C
• during transport	-55 ... +80 °C
temperature compensation	-40 ... +60 °C
relative humidity during operation	10 ... 95 %
Main circuit	
number of poles for main current circuit	3
adjustable current response value current of the current-dependent overload release	0.45 ... 0.63 A
operating voltage	
• rated value	690 V
• at AC-3e rated value maximum	690 V
operating frequency rated value	50 ... 60 Hz
operational current rated value	0.63 A
operational current at AC-3e at 400 V rated value	0.63 A
operating power	

<ul style="list-style-type: none"> ● at AC-3 <ul style="list-style-type: none"> — at 400 V rated value — at 500 V rated value — at 690 V rated value ● at AC-3e <ul style="list-style-type: none"> — at 400 V rated value — at 500 V rated value — at 690 V rated value 	<p>0.18 kW</p> <p>0.18 kW</p> <p>0.25 kW</p> <p>0.18 kW</p> <p>0.18 kW</p> <p>0.25 kW</p>
Auxiliary circuit	
design of the auxiliary switch	integrated
number of NC contacts for auxiliary contacts	1
<ul style="list-style-type: none"> ● note 	for contactor disconnection
number of NO contacts for auxiliary contacts	1
<ul style="list-style-type: none"> ● note 	for message "Tripped"
number of CO contacts for auxiliary contacts	0
operational current of auxiliary contacts at AC-15	
<ul style="list-style-type: none"> ● at 24 V ● at 110 V ● at 120 V ● at 125 V ● at 230 V ● at 400 V ● at 690 V 	<p>3 A</p> <p>3 A</p> <p>3 A</p> <p>3 A</p> <p>2 A</p> <p>1 A</p> <p>0.75 A</p>
operational current of auxiliary contacts at DC-13	
<ul style="list-style-type: none"> ● at 24 V ● at 60 V ● at 110 V ● at 125 V ● at 220 V 	<p>2 A</p> <p>0.3 A</p> <p>0.22 A</p> <p>0.22 A</p> <p>0.11 A</p>
contact rating of auxiliary contacts according to UL	B600 / R300
Protective and monitoring functions	
trip class	CLASS 10
design of the overload release	thermal
UL/CSA ratings	
full-load current (FLA) for 3-phase AC motor	
<ul style="list-style-type: none"> ● at 480 V rated value ● at 600 V rated value 	<p>0.63 A</p> <p>0.63 A</p>
Short-circuit protection	
design of the fuse link	
<ul style="list-style-type: none"> ● for short-circuit protection of the auxiliary switch required 	fuse gG: 6 A, quick: 10 A
Installation/ mounting/ dimensions	
mounting position	any
fastening method	stand-alone installation
height	89 mm
width	45 mm
depth	80 mm
Connections/ Terminals	
product component removable terminal for auxiliary and control circuit	No
type of electrical connection	
<ul style="list-style-type: none"> ● for main current circuit ● for auxiliary and control circuit 	<p>screw-type terminals</p> <p>screw-type terminals</p>
arrangement of electrical connectors for main current circuit	Top and bottom
type of connectable conductor cross-sections	
<ul style="list-style-type: none"> ● for main contacts <ul style="list-style-type: none"> — solid or stranded — finely stranded with core end processing ● for AWG cables for main contacts 	<p>2x (0,5 ... 1,5 mm²), 2x (0,75 ... 2,5 mm²), 2x 4 mm²</p> <p>2x (0.5 ... 1.5 mm²), 2x (0.75 ... 2.5 mm²)</p> <p>2x (20 ... 16), 2x (18 ... 14), 2x 12</p>
type of connectable conductor cross-sections	
<ul style="list-style-type: none"> ● for auxiliary contacts 	

— solid or stranded	2x (0.5 ... 1.5 mm ²), 2x (0.75 ... 2.5 mm ²)
— finely stranded with core end processing	2x (0.5 ... 1.5 mm ²), 2x (0.75 ... 2.5 mm ²)
• for AWG cables for auxiliary contacts	2x (20 ... 16), 2x (18 ... 14)
tightening torque	
• for main contacts with screw-type terminals	0.8 ... 1.2 N·m
• for auxiliary contacts with screw-type terminals	0.8 ... 1.2 N·m
design of screwdriver shaft	Diameter 5 ... 6 mm
size of the screwdriver tip	Pozidriv PZ 2
design of the thread of the connection screw	
• for main contacts	M3
• of the auxiliary and control contacts	M3

Safety related data	
failure rate [FIT] with low demand rate according to SN 31920	50 FIT
MTTF with high demand rate	2 280 a
T1 value for proof test interval or service life according to IEC 61508	20 a
protection class IP on the front according to IEC 60529	IP20
touch protection on the front according to IEC 60529	finger-safe, for vertical contact from the front

Display	
display version for switching status	Slide switch

Certificates/ approvals	
General Product Approval	For use in hazardous locations

[Confirmation](#)



Declaration of Conformity	Test Certificates	Marine / Shipping
EG-Konf. 	Type Test Certificates/Test Report Special Test Certificate	

Marine / Shipping	other
 LRS 	Confirmation

other	Railway
	Vibration and Shock

Further information

Siemens has decided to exit the Russian market (see here).
<https://press.siemens.com/global/en/pressrelease/siemens-wind-down-russian-business>

Siemens is working on the renewal of the current EAC certificates.
Please contact your local Siemens office on the status of validity of the EAC certification if you intend to import or offer to supply these products to an EAC relevant market (other than the sanctioned EAEU member states Russia or Belarus).

Information on the packaging
<https://support.industry.siemens.com/cs/ww/en/view/109813875>

Information- and Downloadcenter (Catalogs, Brochures,...)
<https://www.siemens.com/ic10>

Industry Mall (Online ordering system)
<https://mall.industry.siemens.com/mall/en/en/Catalog/product?mlfb=3RU2116-0GB1>

Cax online generator
<http://support.automation.siemens.com/WWW/CAXorder/default.aspx?lang=en&mlfb=3RU2116-0GB1>

Service&Support (Manuals, Certificates, Characteristics, FAQs,...)

<https://support.industry.siemens.com/cs/ww/en/ps/3RU2116-0GB1>

Image database (product images, 2D dimension drawings, 3D models, device circuit diagrams, EPLAN macros, ...)

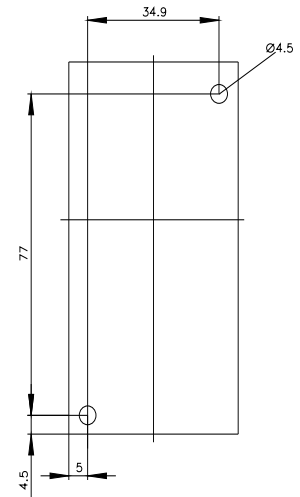
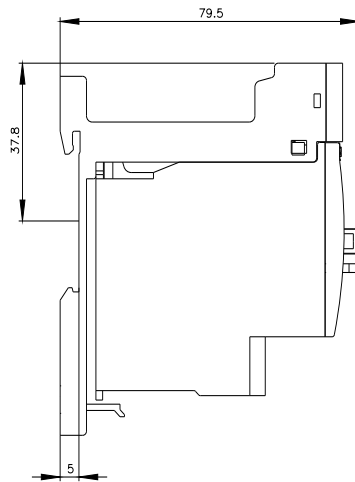
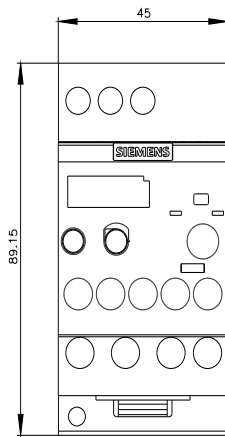
http://www.automation.siemens.com/bilddb/cax_de.aspx?mlfb=3RU2116-0GB1&lang=en

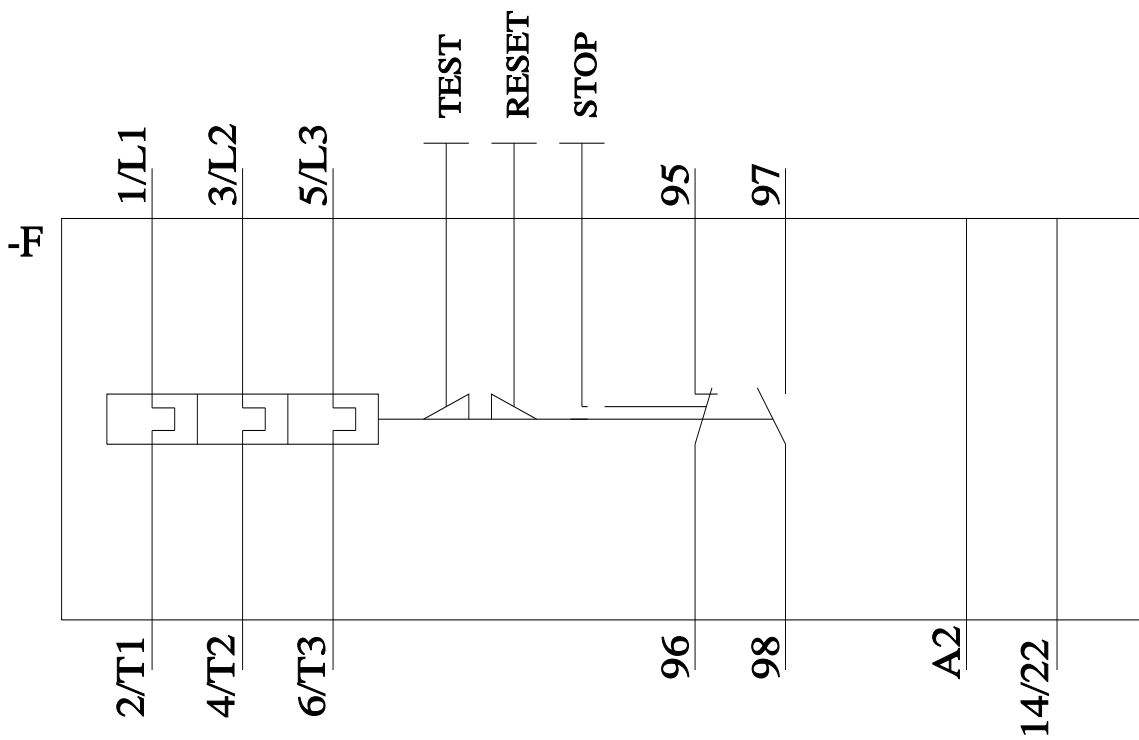
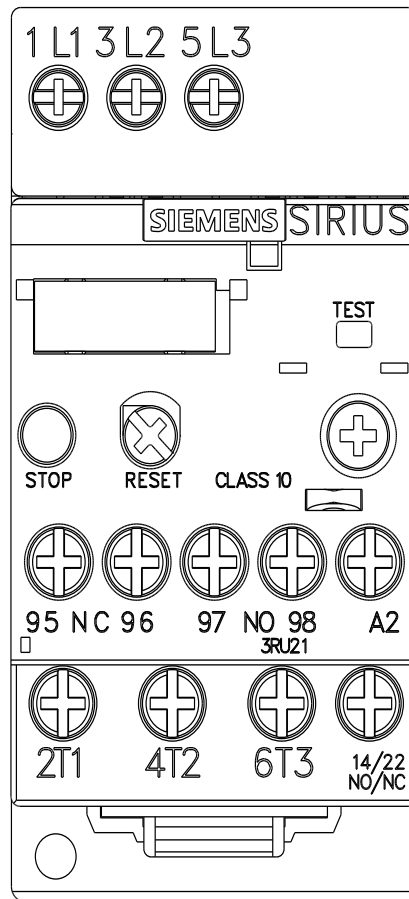
Characteristic: Tripping characteristics, I²t, Let-through current

<https://support.industry.siemens.com/cs/ww/en/ps/3RU2116-0GB1/char>

Further characteristics (e.g. electrical endurance, switching frequency)

<http://www.automation.siemens.com/bilddb/index.aspx?view=Search&mlfb=3RU2116-0GB1&objecttype=14&gridview=view1>





last modified:

3/8/2022