

KUP-5D55-24 ✓ ACTIVE

Potter & Brumfield | Potter & Brumfield KUP

TE Internal #: 7-1393118-1

Power Relays, Industrial Panel Plug-In, Monostable, DC, 1250 mW

Coil Power Rating DC, 320 Ω Coil Resistance, Potter & Brumfield

KUP

[View on TE.com >](#)



Relays & Contactors > Relays > Power Relays



Relay Type: **Industrial Panel Plug-In**

Coil Magnetic System: **Monostable, DC**

Coil Power Rating DC: **1250 mW**

Coil Resistance: **320 Ω**

Coil Special Features: **UL Coil Insulation Class B**

Features

Product Type Features

Relay Type	Industrial Panel Plug-In
------------	--------------------------

Configuration Features

Coil Special Features	UL Coil Insulation Class B
Contact Arrangement	1 Form C (CO)
Contact Number of Poles	1

Electrical Characteristics

Insulation Initial Dielectric Between Contacts & Coil	2200 Vrms
Insulation Initial Dielectric Between Open Contacts	1200 Vrms
Contact Limiting Making Current	10 A
Contact Limiting Short-Time Current	10 A
Contact Limiting Continuous Current	10 A
Insulation Initial Dielectric Between Adjacent Contacts	2200 Vrms
Insulation Initial Resistance	100 M Ω
Contact Limiting Breaking Current	10 A
Coil Power Rating DC	1250 mW
Coil Resistance	320 Ω
Coil Voltage Rating	24 VDC
Contact Current Rating	10 A



Contact Switching Load (Min)	300mA @ 12V
------------------------------	-------------

Contact Voltage Rating	240 VAC
------------------------	---------

Body Features

Product Weight	85 g[2.988 oz]
----------------	----------------

Contact Features

Contact Material	AgCdO
------------------	-------

Termination Features

Relay Connection Type	Terminals
-----------------------	-----------

Terminal Configuration	Quick Connect Terminals
------------------------	-------------------------

Mechanical Attachment

Product Mounting Feature Type	Flange with Mounting Slots
-------------------------------	----------------------------

Product Mount Type	Panel
--------------------	-------

Dimensions

Product Width	38.89 mm[1.53 in]
---------------	-------------------

Product Length	73.7 mm[2.9 in]
----------------	-----------------

Product Height	35.71 mm[1.4 in]
----------------	------------------

Usage Conditions

Environmental Ambient Temperature (Max)	70 °C[158 °F]
---	---------------

Operating Temperature Range	-45 - 70 °C
-----------------------------	-------------

Operation/Application

Actuating System	DC
------------------	----

Coil Magnetic System	Monostable, DC
----------------------	----------------

Packaging Features

Packaging Method	Package
------------------	---------

Other

Length Class (Mechanical)	40 - 50 mm
---------------------------	------------

Insulation Initial Dielectric Between Coil & Contact Class	1500 - 2500 V
--	---------------

Environmental Ambient Temperature Class	50 - 70 °C
---	------------

Height Class (Mechanical)	30 - 40 mm
---------------------------	------------

Coil Power Rating Class	1000 - 1500 mW
-------------------------	----------------

Width Class (Mechanical)	30 - 40 mm
--------------------------	------------



Contact Current Class	16 A
-----------------------	------

Product Compliance

[For compliance documentation, visit the product page on TE.com>](#)

EU RoHS Directive 2011/65/EU	Compliant with Exemptions
EU ELV Directive 2000/53/EC	Compliant
China RoHS 2 Directive MIIT Order No 32, 2016	Restricted Materials Above Threshold
EU REACH Regulation (EC) No. 1907/2006	Current ECHA Candidate List: JAN 2024 (240) Candidate List Declared Against: JAN 2023 (233) SVHC > Threshold: Cadmium oxide (4.37% in component part) Article Safe Usage Statements: Use personal protective equipment as required. Do not eat, drink or smoke when using this product. Recycle if possible and dispose of the article by following all applicable governmental regulations relevant to your geographic location.
Halogen Content	Not Yet Reviewed for halogen content
Solder Process Capability	Not applicable for solder process capability

Product Compliance Disclaimer

This information is provided based on reasonable inquiry of our suppliers and represents our current actual knowledge based on the information they provided. This information is subject to change. The part numbers that TE has identified as EU RoHS compliant have a maximum concentration of 0.1% by weight in homogenous materials for lead, hexavalent chromium, mercury, PBB, PBDE, DBP, BBP, DEHP, DIBP, and 0.01% for cadmium, or qualify for an exemption to these limits as defined in the Annexes of Directive 2011/65/EU (RoHS2). Finished electrical and electronic equipment products will be CE marked as required by Directive 2011/65/EU. Components may not be CE marked. Additionally, the part numbers that TE has identified as EU ELV compliant have a maximum concentration of 0.1% by weight in homogenous materials for lead, hexavalent chromium, and mercury, and 0.01% for cadmium, or qualify for an exemption to these limits as defined in the Annexes of Directive 2000/53/EC (ELV). Regarding the REACH Regulation, the information TE provides on SVHC in articles for this part number is based on the latest European Chemicals Agency (ECHA) 'Guidance on requirements for substances in articles' posted at this URL: <https://echa.europa.eu/guidance-documents/guidance-on-reach>

Compatible Parts



Also in the Series | Potter & Brumfield KUP




Power Relays(139)



Relay Accessories, Sockets & Clips(10)

Customers Also Bought



TE Part # 5102159-1
A/L UNIV HDR 10P RA




TE Part # 5-104068-5
50 SYSTEM 50 HDR DRST SHRD



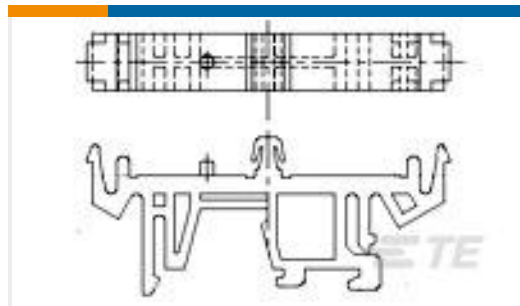
TE Part # 5-104068-3
30 SYSTEM 50 HDR DRST SHRD



TE Part # 5-103414-2
04 MODII HDR SRST SHRD LF



TE Part # 1-103638-3
14 MTE HDR SRST LATCH .100CL




TE Part # 6-1437661-4
TKAD=TRK ADPT. 640054900



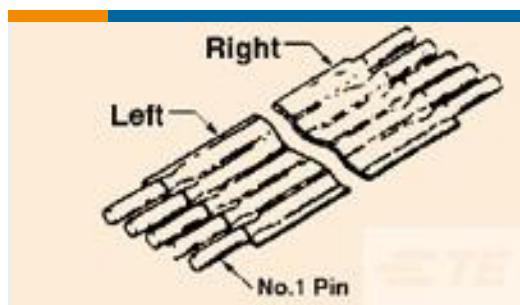
TE Part # 1565917-4
EMBOSS ASSY DDR2 SODIMM
SOCKET 200P 5.2H



TE Part # 4-1474644-0
FSN-23A-20



TE Part # 8-1393769-3
R10S-E2Y2-J2.5K=R10



TE Part # 4-1437144-0
FSN-23A-20=NOMEX FS STD

Documents

[CAD Files](#)

[3D PDF](#)

[3D](#)

[Customer View Model](#)

[ENG_CVM_CVM_7-1393118-1_D.2d_dxf.zip](#)

[English](#)

[Customer View Model](#)

[ENG_CVM_CVM_7-1393118-1_D.3d_igs.zip](#)



English

Customer View Model

[ENG_CVM_CVM_7-1393118-1_D.3d_stp.zip](#)

English

By downloading the CAD file I accept and agree to the [Terms and Conditions](#) of use.

Datasheets & Catalog Pages

[KUP Series Panel Plug-in Relay](#)

English

Product Specifications

[Definitions General Purpose Relays](#)

English

Agency Approvals

[UL](#)

English