

# T9GS1L24-5 ✓ ACTIVE

Potter & Brumfield | Potter & Brumfield T9G

TE Internal #: 1558676-1

Power Relays, Standard, Monostable, DC, 900 mW Coil Power Rating DC, 28  $\Omega$  Coil Resistance, UL Coil Insulation Class F, Potter & Brumfield T9G

[View on TE.com >](#)



Relays & Contactors > Relays > Power Relays > PCB Power Relay: 30 amp, Monostable DC



Relay Type: **Standard**

Coil Magnetic System: **Monostable, DC**

Coil Power Rating DC: **900 mW**

Coil Resistance: **28  $\Omega$**

Coil Special Features: **UL Coil Insulation Class F**

[All PCB Power Relay: 30 amp, Monostable DC \(108\)](#)

## Features

### Product Type Features

Relay Type	Standard
------------	----------

### Configuration Features

Coil Special Features	UL Coil Insulation Class F
Contact Arrangement	1 Form A (NO)
Contact Number of Poles	1

### Electrical Characteristics

Insulation Initial Dielectric Between Open Contacts	1500 Vrms
Insulation Initial Dielectric Between Contacts & Coil	4000 Vrms
Coil Power Rating DC	900 mW
Coil Resistance	28 $\Omega$
Coil Voltage Rating	5 VDC
Contact Current Rating	30 A



Contact Switching Load (Min)	100mA @ 12V
------------------------------	-------------

Contact Switching Voltage (Max)	480 VAC
---------------------------------	---------

Contact Voltage Rating	250 VAC
------------------------	---------

### Body Features

Product Weight	23 g[.812 oz]
----------------	---------------

### Contact Features

Contact Material	AgSnO
------------------	-------

### Termination Features

Relay Connection Type	PCB Termination, Terminals
-----------------------	----------------------------

Terminal Configuration	Quick Connect Terminals
------------------------	-------------------------

### Mechanical Attachment

Product Mounting Feature Type	Locating Post
-------------------------------	---------------

Product Mount Type	Printed Circuit Board
--------------------	-----------------------

### Dimensions

Product Width	25 mm[.984 in]
---------------	----------------

Product Length	32 mm[1.26 in]
----------------	----------------

Product Height	27 mm[1.06 in]
----------------	----------------

### Usage Conditions

Environmental Ambient Temperature (Max)	105 °C, 85 °C[176 °F][221 °F]
---	-------------------------------

Operating Temperature Range	-40 - 105 °C
-----------------------------	--------------

### Operation/Application

Coil Magnetic System	Monostable, DC
----------------------	----------------

### Packaging Features

Packaging Method	Carton & Tube
------------------	---------------

### Other

Length Class (Mechanical)	30 - 35 mm
---------------------------	------------

Height Class (Mechanical)	25 - 30 mm
---------------------------	------------

Coil Power Rating Class	800 - 1000 mW
-------------------------	---------------

Width Class (Mechanical)	20 - 25 mm
--------------------------	------------

Contact Current Class	20 - 30 A
-----------------------	-----------



## Product Compliance

For compliance documentation, visit the product page on TE.com>

EU RoHS Directive 2011/65/EU	Compliant
EU ELV Directive 2000/53/EC	Compliant
China RoHS 2 Directive MIIT Order No 32, 2016	No Restricted Materials Above Threshold
EU REACH Regulation (EC) No. 1907/2006	Current ECHA Candidate List: JAN 2024 (240) Candidate List Declared Against: JAN 2024 (240) Does not contain REACH SVHC
Halogen Content	Not Low Halogen - contains Br or Cl > 900 ppm.
Solder Process Capability	Wave solder capable to 260°C

### Product Compliance Disclaimer

This information is provided based on reasonable inquiry of our suppliers and represents our current actual knowledge based on the information they provided. This information is subject to change. The part numbers that TE has identified as EU RoHS compliant have a maximum concentration of 0.1% by weight in homogenous materials for lead, hexavalent chromium, mercury, PBB, PBDE, DBP, BBP, DEHP, DIBP, and 0.01% for cadmium, or qualify for an exemption to these limits as defined in the Annexes of Directive 2011/65/EU (RoHS2). Finished electrical and electronic equipment products will be CE marked as required by Directive 2011/65/EU. Components may not be CE marked. Additionally, the part numbers that TE has identified as EU ELV compliant have a maximum concentration of 0.1% by weight in homogenous materials for lead, hexavalent chromium, and mercury, and 0.01% for cadmium, or qualify for an exemption to these limits as defined in the Annexes of Directive 2000/53/EC (ELV). Regarding the REACH Regulation, the information TE provides on SVHC in articles for this part number is based on the latest European Chemicals Agency (ECHA) 'Guidance on requirements for substances in articles' posted at this URL: <https://echa.europa.eu/guidance-documents/guidance-on-reach>

## Compatible Parts



TE Part # 1969656-1  
250 FASTON HSG.,FLAG,REC.,1 POS, NATRUAL



TE Part # 1969657-1  
250 FASTON HSG.,FLAG,REC.,1 POS, BLACK



TE Part # 2238171-3  
250 FASTON,FLAG,REC.,22-12 AWG, TPBR




TE Part # 1969900-1  
250 FASTON HSG.,FLAG,REC.,2 POS, NATRUAL



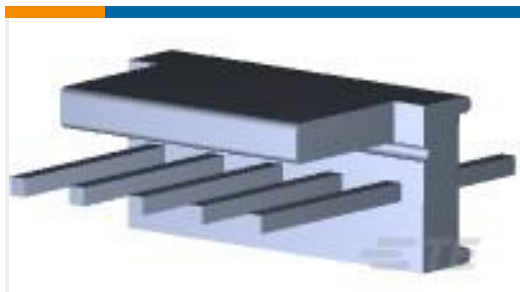
TE Part # 2238270-1  
HSG, RECEP, 250 FASTON FLAG, 3P, T9G

## Also in the Series | Potter & Brumfield T9G



Power Relays(108)

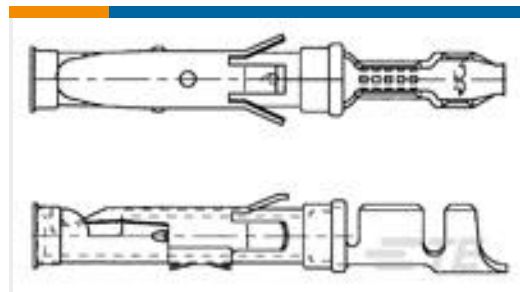
## Customers Also Bought



TE Part # 640454-5  
05P MTA100 HDR ASSY SQ STR POL



TE Part # 2-1393210-0  
T9AS1D12-5



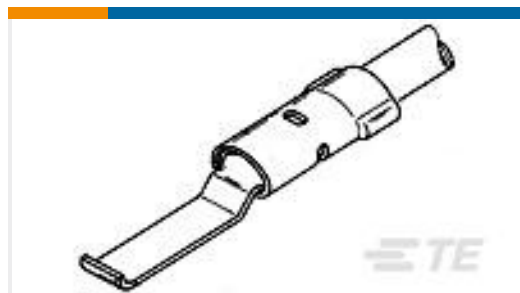
TE Part # 1-163084-0  
SPEC. PLATED



TE Part # 1-1879453-3  
TE 1000W 10R 5% Bracket



TE Part # 4-1393483-7  
V42254A1115C209=SUB D STIFTLI



TE Part # 151469  
16-14 PIDG LIP'D BLADE BLACK E




TE Part # 3-1676913-0  
YR1 0.1% 20K



TE Part # 9-2176307-5  
RP 1E 0.1W 118K 0.1% 25PPM 5K RL



TE Part # 1393030-7  
SSR-240D25= PANEL MOUNT, 25A,  
240VAC-DC i/p



TE Part # 499922-3  
016 UNIV HDR SP 4S 15DP STD L1

## Documents

[CAD Files](#)

[3D PDF](#)

[3D](#)

[Customer View Model](#)

[ENG\\_CVM\\_CVM\\_1558676-1\\_B.2d\\_dxf.zip](#)

English



### Customer View Model

[ENG\\_CVM\\_CVM\\_1558676-1\\_B.3d\\_igs.zip](#)

English

### Customer View Model

[ENG\\_CVM\\_CVM\\_1558676-1\\_B.3d\\_stp.zip](#)

English

By downloading the CAD file I accept and agree to the [Terms and Conditions](#) of use.

---

### Datasheets & Catalog Pages

[PB 30A PCB Relay T9G Series](#)

English

[T9G Data Sheet](#)

English

---

### Product Specifications

[Definitions General Purpose Relays](#)

English

---

### Agency Approvals

[VDE Certificate](#)

English