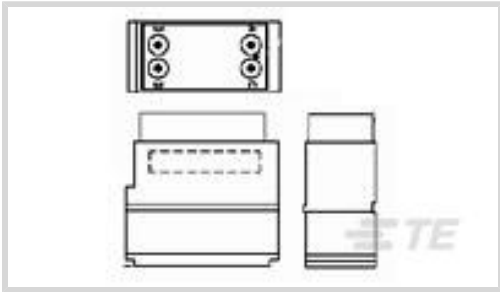




Connectors > Terminal Junction Modules & Accessories > Terminal Junction Modules



Terminal Junction System Component Type: **Feedback Module**

Number of Contact Points: **10**

Compatible With Contact Size: **20**

Number of Positions: **10**

Centerline (Pitch): **3.3 mm [.13 in]**

Features

Product Type Features

Diode Circuit Number	1N4003
Connector System	Wire-to-Wire
Connector & Contact Terminates To	Wire & Cable
Terminal Junction System Component Type	Feedback Module
Sealable	No

Configuration Features

Number of Positions	10
---------------------	----

Electrical Characteristics

Diode Current Rating	1 A
----------------------	-----

Body Features

Sealing Plug Material	FEP
Connector Seal Color	White
Connector Seal Material	Silicone Rubber
Sealing Plug Color	Red
Primary Product Material	Epoxy Thermoset
Primary Product Color	Red

Contact Features

Contact Base Material	Copper Alloy
-----------------------	--------------



Number of Contact Points	10
Compatible With Contact Size	20
Contact Current Rating (Max)	1.5 A

Mechanical Attachment

Connector Mounting Type	Board Mount
-------------------------	-------------

Housing Features

Centerline (Pitch)	3.3 mm[.13 in]
--------------------	----------------

Usage Conditions

Operating Temperature Range	-55 - 105 °C[-67 - 221 °F]
-----------------------------	----------------------------

Product Compliance

For compliance documentation, visit the product page on TE.com>


EU RoHS Directive 2011/65/EU	Compliant with Exemptions
EU ELV Directive 2000/53/EC	Compliant with Exemptions
China RoHS 2 Directive MIIT Order No 32, 2016	Restricted Materials Above Threshold
EU REACH Regulation (EC) No. 1907/2006	Current ECHA Candidate List: JAN 2024 (240) Candidate List Declared Against: JAN 2024 (240) SVHC > Threshold: Octamethylcyclotetrasiloxane (D4) (1% in Grommet) Article Safe Usage Statements: Wash thoroughly after handling. Recycle if possible and dispose of the article by following all applicable governmental regulations relevant to your geographic location.
Halogen Content	Not Yet Reviewed for halogen content
Solder Process Capability	Not applicable for solder process capability

Product Compliance Disclaimer

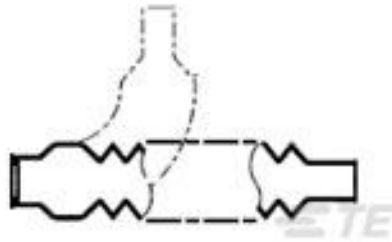
This information is provided based on reasonable inquiry of our suppliers and represents our current actual knowledge based on the information they provided. This information is subject to change. The part numbers that TE has identified as EU RoHS compliant have a maximum concentration of 0.1% by weight in homogenous materials for lead, hexavalent chromium, mercury, PBB, PBDE, DBP, BBP, DEHP, DIBP, and 0.01% for cadmium, or qualify for an exemption to these limits as defined in the Annexes of Directive 2011/65/EU (RoHS2). Finished electrical and electronic equipment products will be CE marked as required by Directive 2011/65/EU. Components may not be CE marked. Additionally, the part numbers that TE has identified as EU ELV compliant have a maximum concentration of 0.1% by weight in homogenous materials for lead, hexavalent chromium, and mercury, and 0.01% for cadmium, or qualify for an exemption to these limits as defined in the Annexes of Directive 2000/53/EC (ELV). Regarding the REACH Regulation, the information TE provides on SVHC in articles for this part number is based on the latest European Chemicals Agency (ECHA) 'Guidance on requirements for substances in articles' posted at this URL: <https://echa.europa.eu/guidance-documents/guidance-on-reach>




Customers Also Bought




TE Part # CN9937-000
SBP200743WE1




TE Part # 430328-000
202C621-51/164-0




TE Part # 819115-000
202F211-51-0




TE Part # 0697834002
NTFR-1/2-0-SP




TE Part # 6-1617783-9
FCA-210-1026L=M83536/10-026L




TE Part # 811183-000
202D921-12-0




TE Part # 890103-000
S1124-TAPE-0.75X100-FT



TE Part # 095226-000
S1030-TAPE-3/4X33FT



TE Part # 620069-000
D-108-11



TE Part # 4970210001
TMS-SCE-1/8-2.0-0

Documents

Product Drawings

TJ F/B 20E09-653

English

CAD Files

3D PDF

3D

Customer View Model

ENG_CVM_CVM_591833-1_G.2d_dxf.zip

English

Customer View Model

ENG_CVM_CVM_591833-1_G.3d_igs.zip

English

Customer View Model

ENG_CVM_CVM_591833-1_G.3d_stp.zip

English

By downloading the CAD file I accept and agree to the Terms and Conditions of use.

591833-1

Terminal Junction Modules, Feedback Module, 10 Contact Points, 10 Position, .13 in [3.3 mm] Centerline, Board Mount, -67 - 221 °F [-55 - 105 °C]

