


0.25-16 GHz

SMA Miniature Stripline 90° Coaxial Mini-Hybrids



- Frequency Range
0.25 to 16 GHz
- Smallest Units Available
- Isolation to 30 dB
- Rigid Construction
Resists Shock and Vibration
- Operational to 105°C without
Degradation (125°C storage)

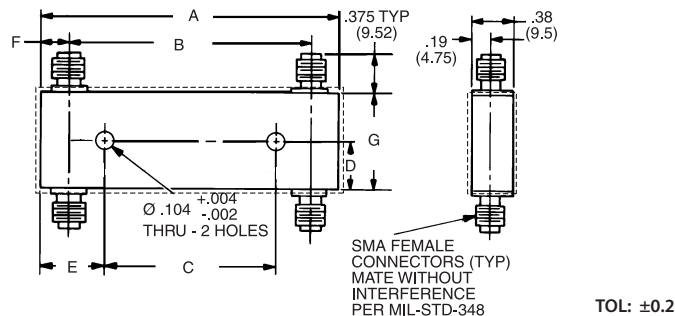
Specifications

90°, SMA (F), 0.25 to 16 GHz

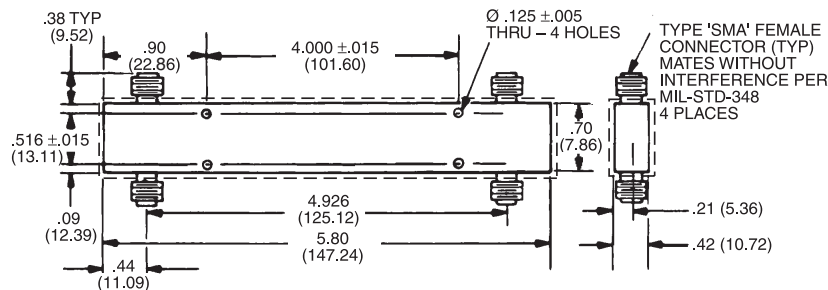
FREQUENCY RANGE (GHz)	MODEL	NOMINAL COUPLING (dB)	VSWR (max.)	INSERTION LOSS (dB max.)	ISOLATION (dB max.)	AMPLITUDE BALANCE (dB)	PHASE BALANCE	POWER		WEIGHT	
								AVERAGE (W)	PEAK (kW)	oz.	gr.
0.25-0.5	4030C	3	1.25	0.2	25	±0.6	±5°	50	5	3.00	85
0.50-1.0	4031C	3	1.25	0.2	20	±0.6	±5°	50	5	1.40	40
1.00-2.0	4032C	3	1.10	0.2	30	±0.6	±5°	50	5	0.85	24
2.00-4.0	4033C	3	1.20	0.2	22	±0.6	±5°	50	5	0.53	16
4.00-8.0	4034C	3	1.25	0.3	20	±0.6	±10°	50	5	0.60	17
7.50-16	4065	3	1.35	0.6	15	±0.6	±10°	30	5	0.70	20

Hybrids

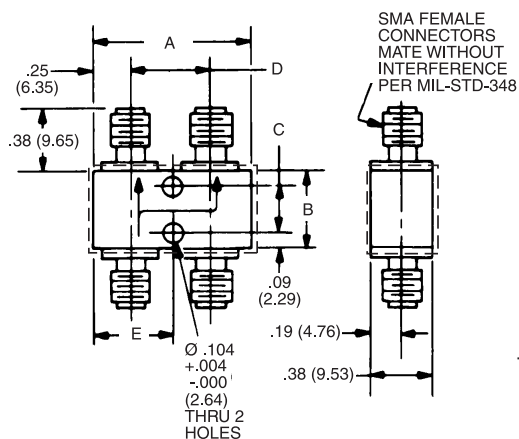
Outline Drawings



MODEL	MAXIMUM DIMENSIONS							
	A	B	C	D	E	F	G	H THRU 2 HOLES
4031C	3.06 (77.75)	.51 (12.87)	2.56 (65.07)	.25 (6.35)	.10 (2.46)	.84 (21.40)	1.375 \pm .010 (34.93)	$\text{Ø} .125 \text{ } ^{+0.004}_{-0.002}$
4032C	1.78 (45.21)	.50 (12.70)	1.28 (32.51)	.25 (6.35)	.09 (2.29)	.64 (16.25)	.500 \pm .015 (12.70)	$\text{Ø} .104 \text{ } ^{+0.004}_{-0.002}$



MODEL 4030C



MODEL	A	B	C	D	E
4033C	1.16 (29.46)	.51 (12.88)	.312 (7.92)	.66 (16.76)	.58 (14.75)
4034C	1.00 (25.40)	.50 (12.70)	.31 (7.87)	.50 (12.70)	.50 (12.70)
4065	1.00 (25.40)	.58 (14.68)	.390 \pm .010 (9.91)	.50 (12.70)	.50 (12.70)

TOL: ± 0.2

Allow .020 for sealant build-up per surface.
Dimensions in inches (mm in parentheses), unless otherwise specified.