CODACA科达嘉

Molding Power Choke
CSAB1260A Series



Construction Wire

Outline:

- Magnetic shielded structure:excellent resistance to electro Magnetic interference (EMI)
- A composite structure,ultra low buzz noise
- Low loss,high efficiency,wide application frequency
- Lightweight design,save space,suitable for high density SMT

Features:

- Core material: Alloy powder
- Core and winding loss:
  See https://www.codaca.com/DesignTool_Power-Inductor-Loss-Comparison.html
- Enviromental: RoHS, Reach compliant ,Halogen free
- Weight:5.22g
- Moisture Sensitivity:Level (MSL) 1
  (unlimited floor life at 5 ~ 40℃, RH≤ 70% relative humidity).
- Operating temperature range: -40℃ ~ +125℃
  (including coil's self temperature rise)
- Storage temperature range: -40℃～+125℃

Application:

- PDA/notebook/desktop/server applications
- DC /DC converters for entertainment/navigations systems
- Noise suppresion for motors:windshield wipers/power seats/Power Mirrors/heating and ventilation blower/ HID lighting

1 Electrical Characteristics

Part No.	Inductance (μH)※1 ±20%	D.C.R. (mΩ) Typical	D.C.R. (mΩ) Max.	Isat (A)※2 Typical	Irms (A) ※3 Typical
CSAB1260A-R68M	0.68	1.00	1.20	40.0	40.0
CSAB1260A-1R0M	1.00	1.70	2.10	31.0	30.5
CSAB1260A-1R5M	1.50	2.10	2.90	28.0	27.5
CSAB1260A-2R2M	2.20	3.30	4.20	28.0	22.0
CSAB1260A-3R0M	3.00	5.10	7.60	27.0	17.5
CSAB1260A-3R3M	3.30	5.10	7.60	22.0	17.5
CSAB1260A-4R7M	4.70	6.70	10.0	20.0	15.5
CSAB1260A-5R6M	5.60	8.20	10.0	16.0	12.1
CSAB1260A-6R8M	6.80	11.6	14.0	15.0	11.8
CSAB1260A-8R2M	8.20	12.5	16.0	14.0	11.4
CSAB1260A-100M	10.0	17.4	20.7	13.0	9.60
CSAB1260A-120M	12.0	19.0	23.0	10.0	9.20
CSAB1260A-150M	15.0	23.2	29.0	8.5	8.00
CSAB1260A-180M	18.0	27.0	35.0	8.00	7.70
CSAB1260A-220M	22.0	28.5	39.5	7.50	6.80
CSAB1260A-270M	27.0	43.0	56.0	6.50	6.10
CSAB1260A-330M	33.0	47.7	75.0	6.00	5.30
CSAB1260A-470M	47.0	71.2	90.0	5.50	4.70
CSAB1260A-560M	56.0	92.3	123	5.00	4.10
CSAB1260A-680M	68.0	103	140	4.50	3.90
CSAB1260A-820M	82.0	140	170	4.00	3.30
CSAB1260A-101M	100	160	200	3.50	3.10
CSAB1260A-121M	120	180	235	3.20	2.90

All data is tested on 25℃ ambient temperature

1.Inductance measure condition at 100kHz,1.0V

2.Isat:the actual value of DC current when the inductance decrease 30% of its initial value

3.Irms:the actual value of DC current when the temperature rise is ΔT40℃(Ta=25℃)

2 Product Dimensions (mm)

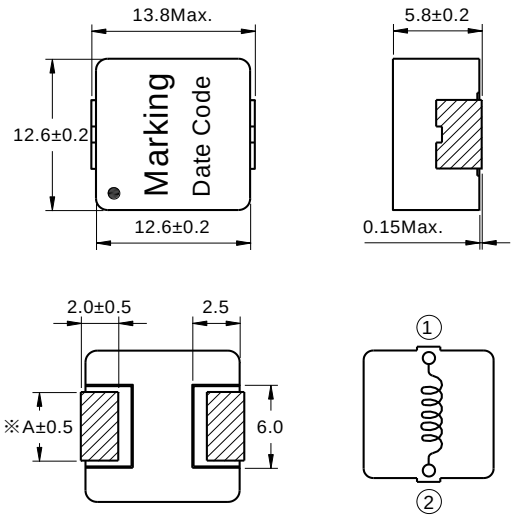

Part No.	2R2, 3R0, 3R3, 4R7,5R6	Others
Dimension A	3.00	3.70

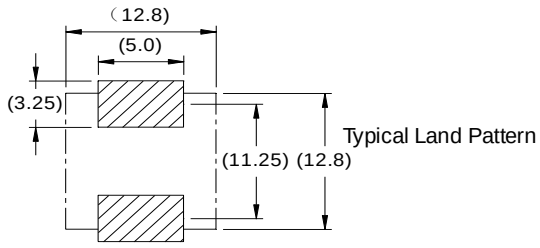

3 How to Order:

CSAB1260A-470M

Model

Dimensions

Value Code

CODACA ELECTRONIC CO., LTD

TEL: +86 755 89585372 FAX: +86 755 89585280
http://www.codaca.com E-mail: info@codaca.com

This product is not authorized for use in any application related to safety.
Specification subject to change without notice. Please check web site for latest information.

4 Saturation Current vs Temperature Rise Current Curve

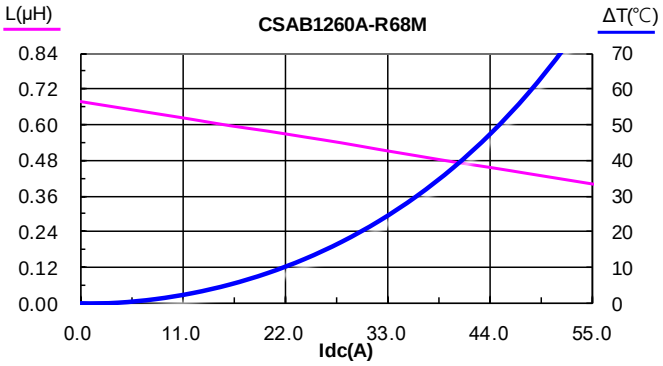

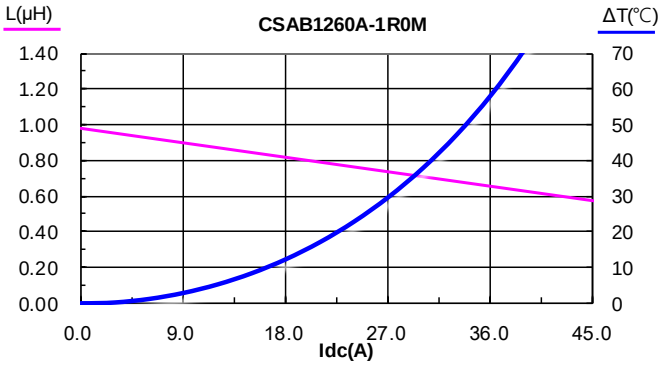

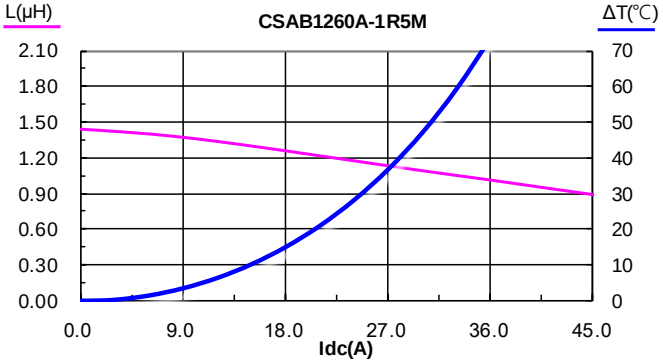

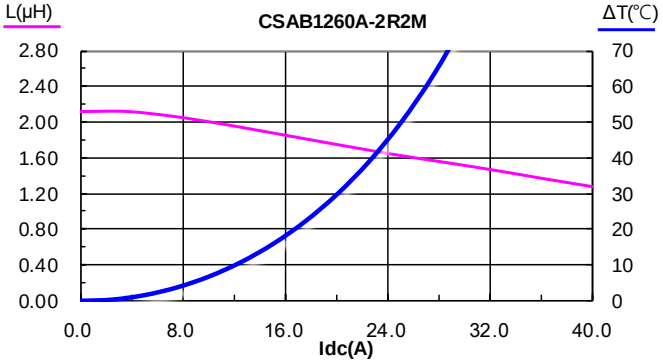

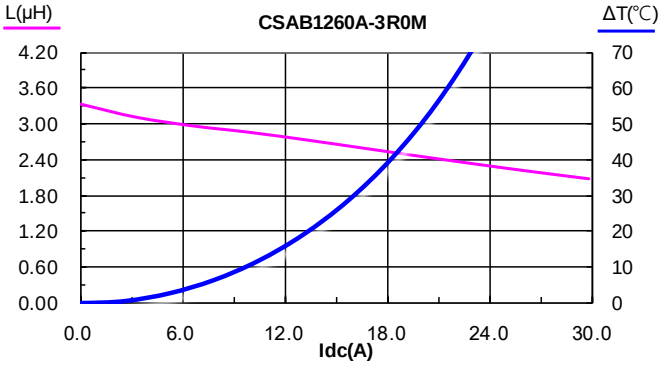

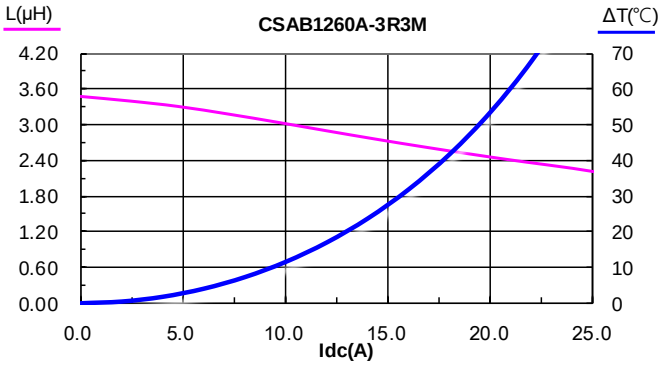

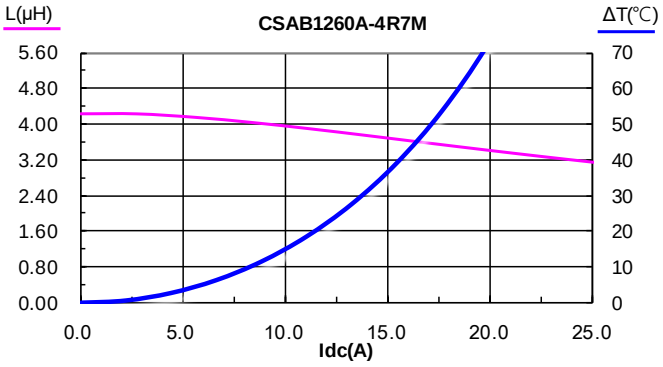

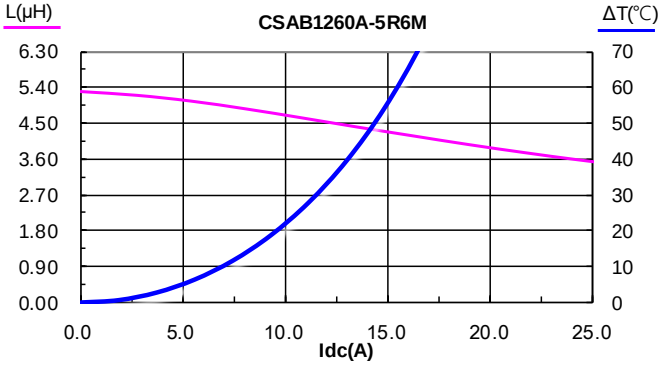

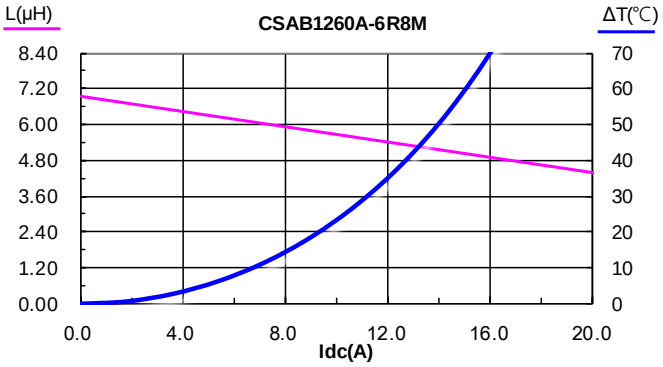
CSAB1260A-6R8M
L(μH)
ΔT(℃)
8.40
7.20
6.00
4.80
3.60
2.40
1.20
0.00
70
60
50
40
30
20
10
0
0.0
4.0
8.0
12.0
16.0
20.0
Idc(A)

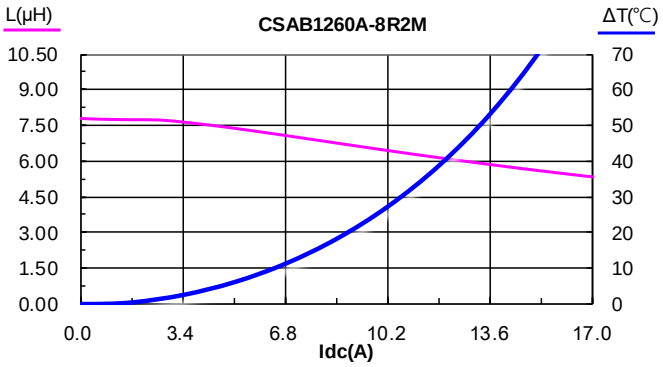
CSAB1260A-8R2M
L(μH)
ΔT(℃)
10.50
9.00
7.50
6.00
4.50
3.00
1.50
0.00
70
60
50
40
30
20
10
0
0.0
3.4
6.8
10.2
13.6
17.0
Idc(A)

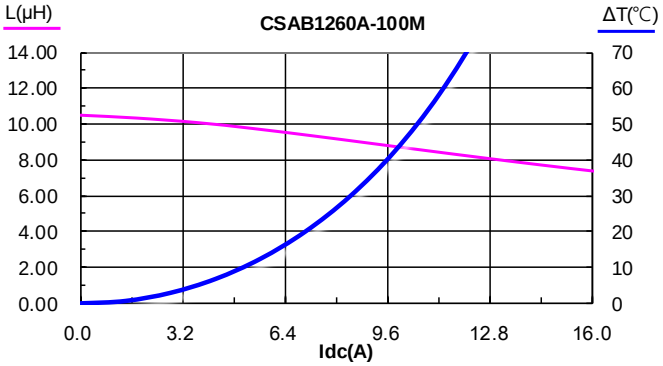
CSAB1260A-100M
L(μH)
ΔT(℃)
14.00
12.00
10.00
8.00
6.00
4.00
2.00
0.00
70
60
50
40
30
20
10
0
0.0
3.2
6.4
9.6
12.8
16.0
Idc(A)

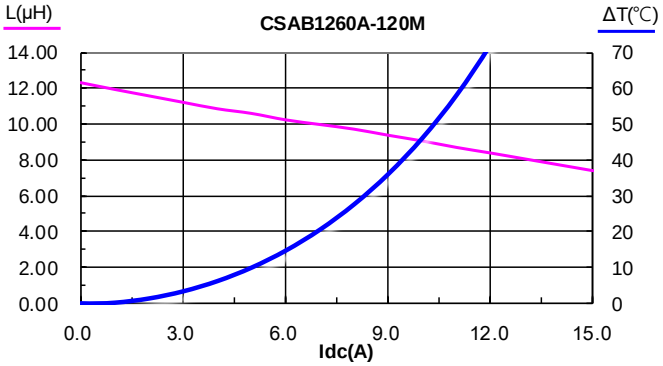
CSAB1260A-120M
L(μH)
ΔT(℃)
14.00
12.00
10.00
8.00
6.00
4.00
2.00
0.00
70
60
50
40
30
20
10
0
0.0
3.0
6.0
9.0
12.0
15.0
Idc(A)

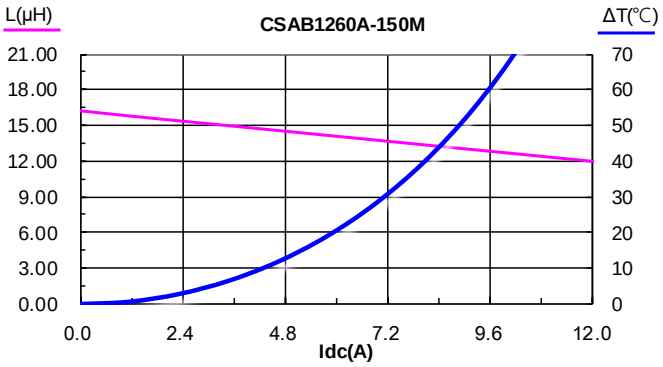
CSAB1260A-150M
L(μH)
ΔT(℃)
21.00
18.00
15.00
12.00
9.00
6.00
3.00
0.00
70
60
50
40
30
20
10
0
0.0
2.4
4.8
7.2
9.6
12.0
Idc(A)

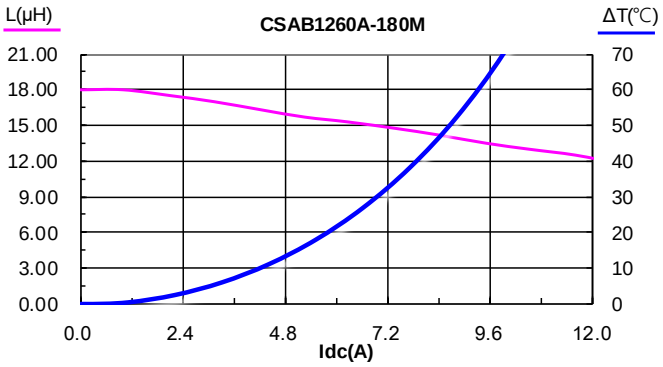
CSAB1260A-180M
L(μH)
ΔT(℃)
21.00
18.00
15.00
12.00
9.00
6.00
3.00
0.00
70
60
50
40
30
20
10
0
0.0
2.4
4.8
7.2
9.6
12.0
Idc(A)

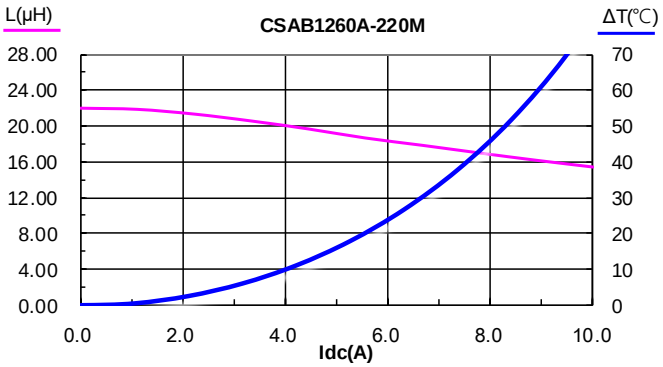
CSAB1260A-220M
L(μH)
ΔT(℃)
28.00
24.00
20.00
16.00
12.00
8.00
4.00
0.00
70
60
50
40
30
20
10
0
0.0
2.0
4.0
6.0
8.0
10.0
Idc(A)

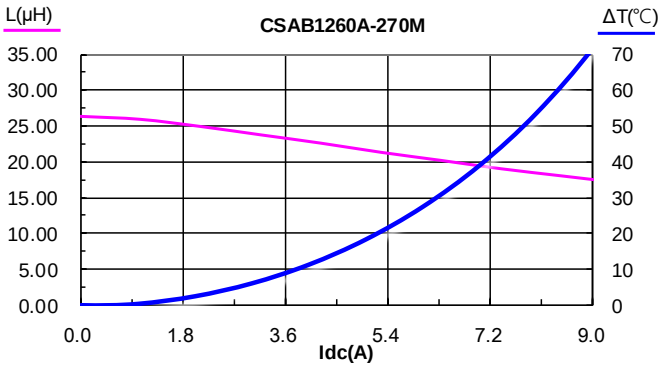
CSAB1260A-270M
L(μH)
ΔT(℃)
35.00
30.00
25.00
20.00
15.00
10.00
5.00
0.00
70
60
50
40
30
20
10
0
0.0
1.8
3.6
5.4
7.2
9.0
Idc(A)

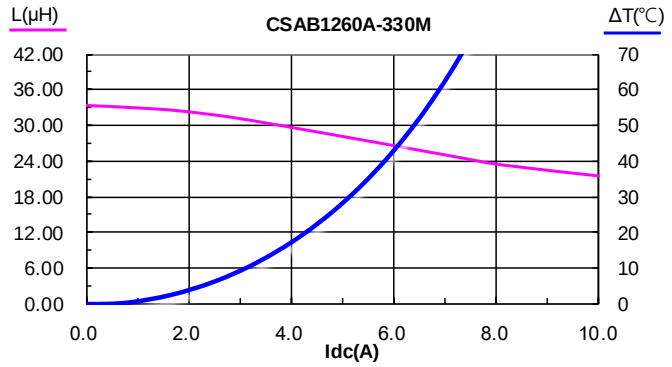
CSAB1260A-330M
L(μH)
ΔT(℃)
42.00
36.00
30.00
24.00
18.00
12.00
6.00
0.00
70
60
50
40
30
20
10
0
0.0
2.0
4.0
6.0
8.0
10.0
Idc(A)

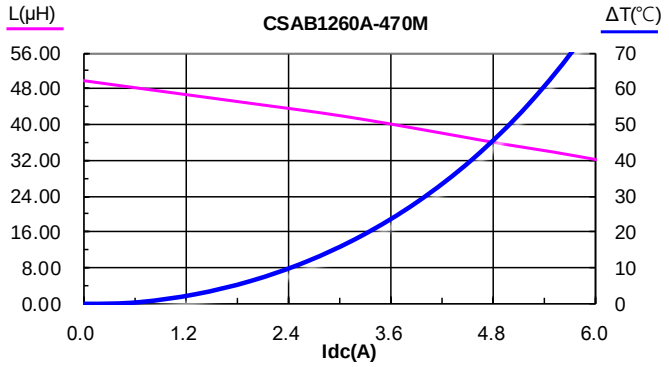
CSAB1260A-470M
L(μH)
ΔT(℃)
56.00
48.00
40.00
32.00
24.00
16.00
8.00
0.00
70
60
50
40
30
20
10
0
0.0
1.2
2.4
3.6
4.8
6.0
Idc(A)

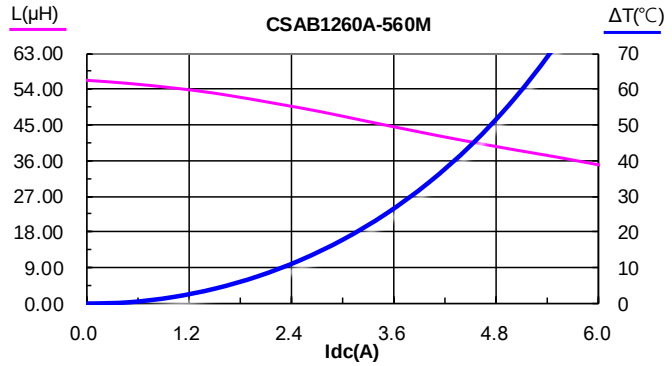
CSAB1260A-560M
L(μH)
ΔT(℃)
63.00
54.00
45.00
36.00
27.00
18.00
9.00
0.00
70
60
50
40
30
20
10
0
0.0
1.2
2.4
3.6
4.8
6.0
Idc(A)

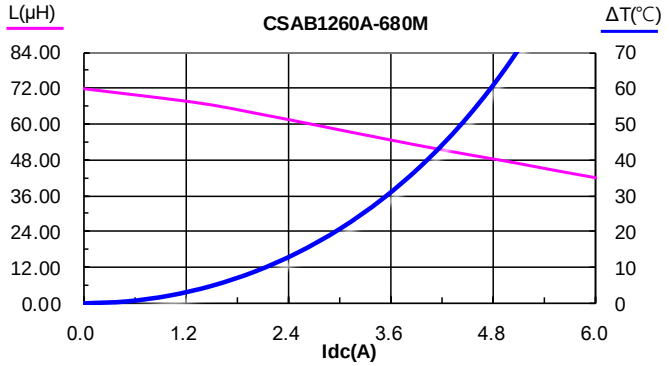
CSAB1260A-680M
L(μH)
ΔT(℃)
84.00
72.00
60.00
48.00
36.00
24.00
12.00
0.00
70
60
50
40
30
20
10
0
0.0
1.2
2.4
3.6
4.8
6.0
Idc(A)

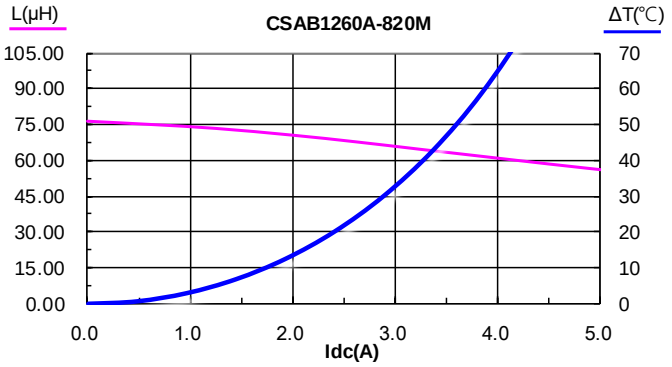
CSAB1260A-820M
L(μH)
ΔT(℃)
105.00
90.00
75.00
60.00
45.00
30.00
15.00
0.00
70
60
50
40
30
20
10
0
0.0
1.0
2.0
3.0
4.0
5.0
Idc(A)

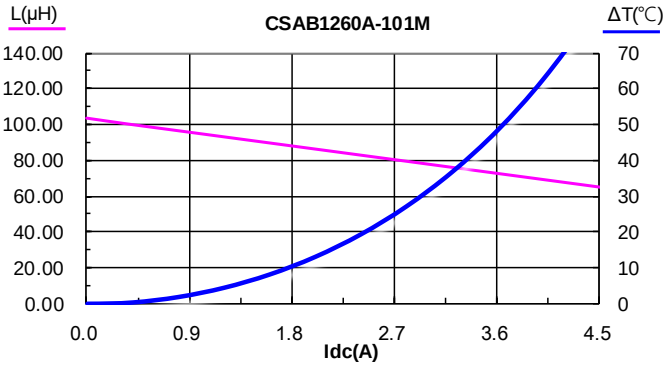
CSAB1260A-101M
L(μH)
ΔT(℃)
140.00
120.00
100.00
80.00
60.00
40.00
20.00
0.00
70
60
50
40
30
20
10
0
0.0
0.9
1.8
2.7
3.6
4.5
Idc(A)

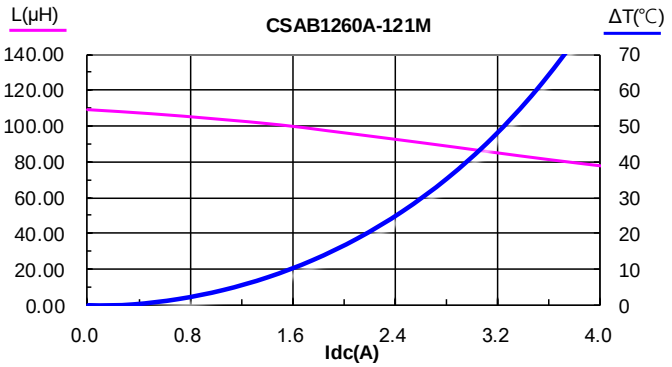
CSAB1260A-121M
L(μH)
ΔT(℃)
140.00
120.00
100.00
80.00
60.00
40.00
20.00
0.00
70
60
50
40
30
20
10
0
0.0
0.8
1.6
2.4
3.2
4.0
Idc(A)

5 L vs Frequency

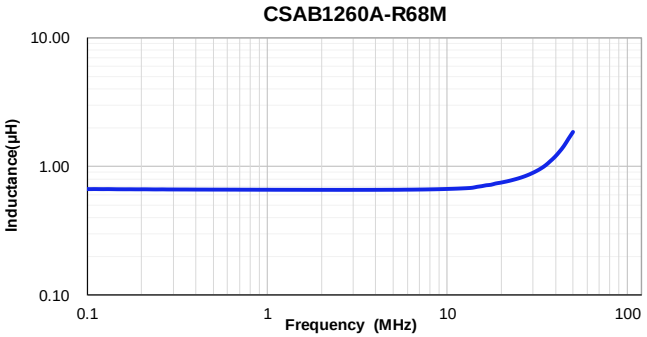

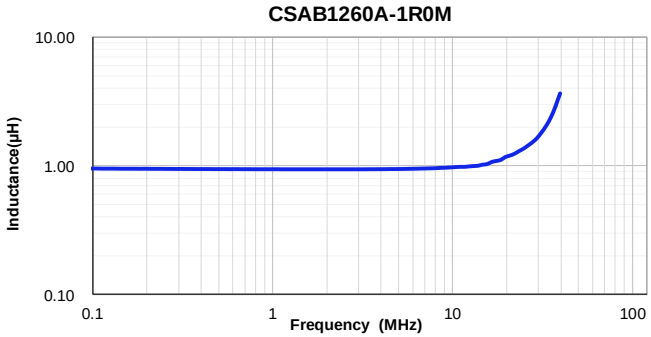

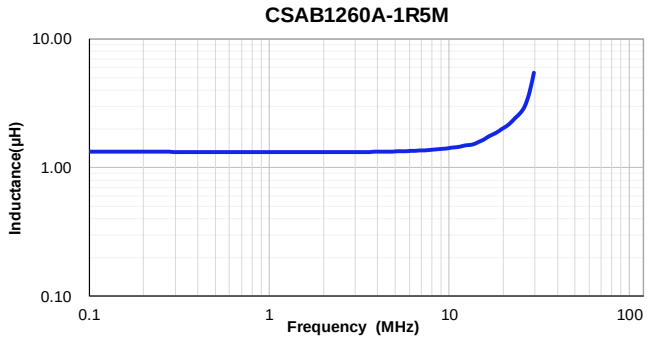

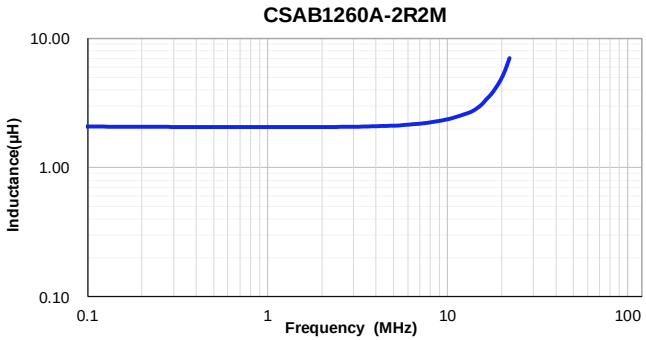

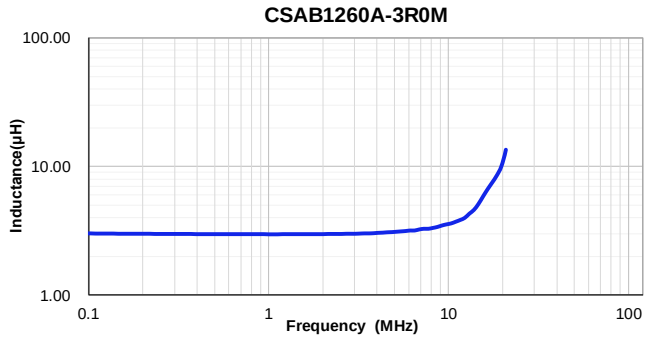

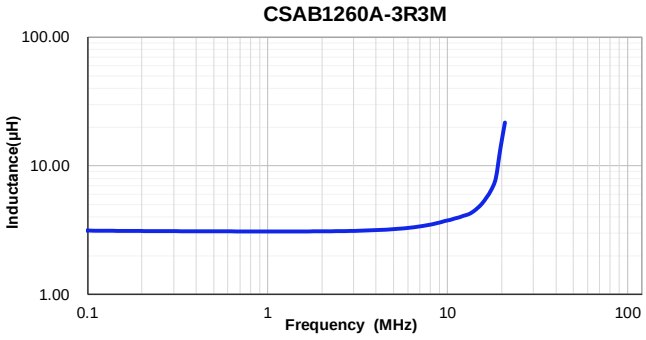

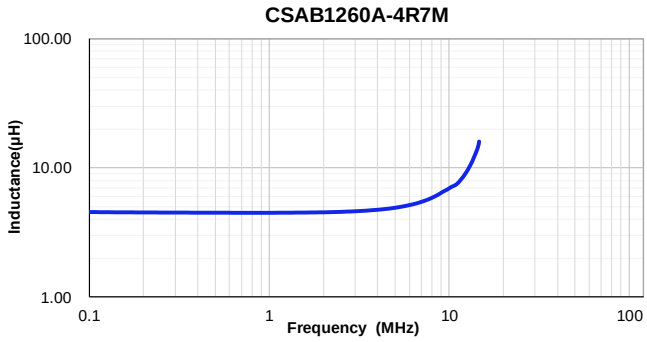

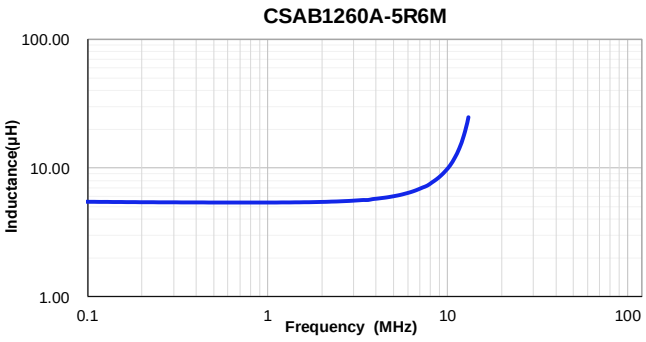

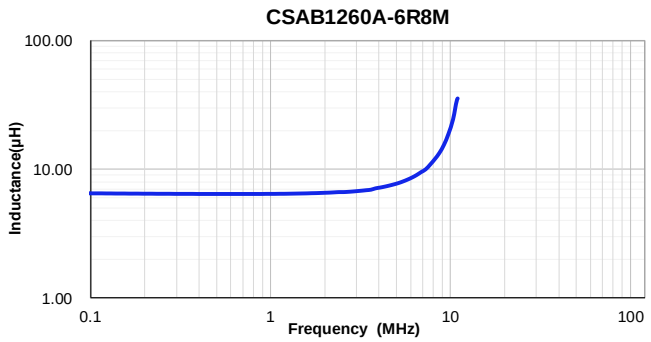
CSAB1260A-6R8M
100.00
10.00
1.00
Inductance(μH)
0.1
1
10
100
Frequency (MHz)

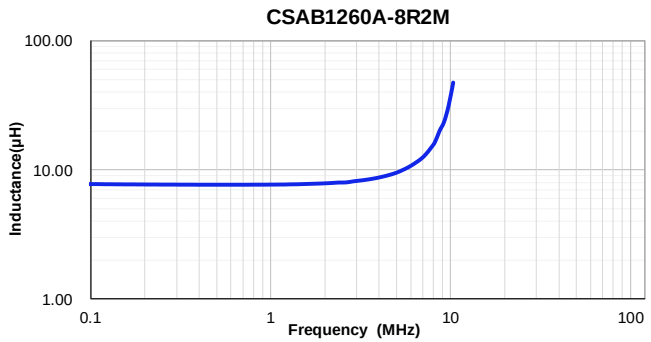
CSAB1260A-8R2M
100.00
10.00
1.00
Inductance(μH)
0.1
1
10
100
Frequency (MHz)

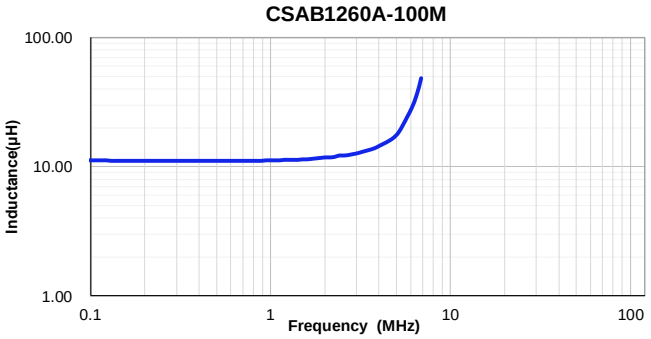
CSAB1260A-100M
100.00
10.00
1.00
Inductance(μH)
0.1
1
10
100
Frequency (MHz)

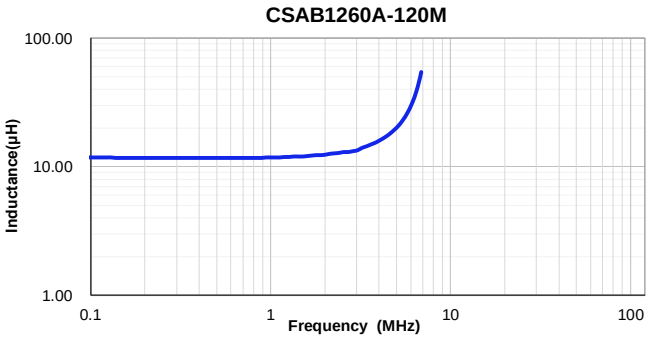
CSAB1260A-120M
100.00
10.00
1.00
Inductance(μH)
0.1
1
10
100
Frequency (MHz)

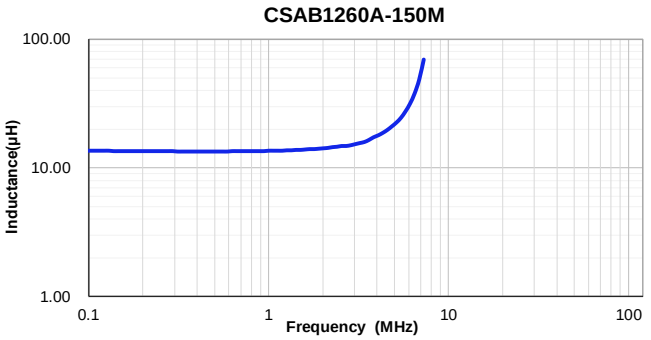
CSAB1260A-150M
100.00
10.00
1.00
Inductance(μH)
0.1
1
10
100
Frequency (MHz)

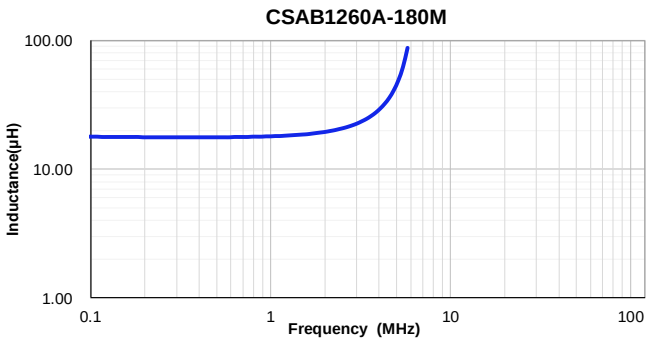
CSAB1260A-180M
100.00
10.00
1.00
Inductance(μH)
0.1
1
10
100
Frequency (MHz)

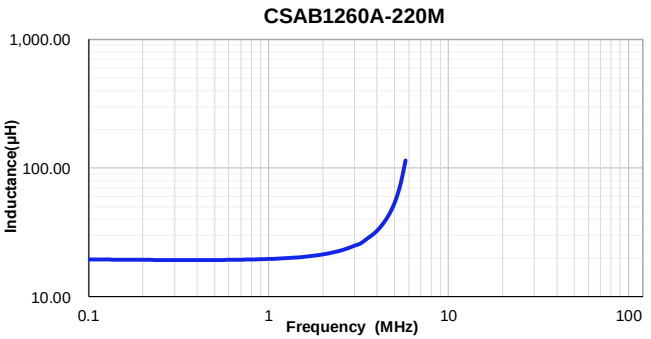
CSAB1260A-220M
1,000.00
100.00
10.00
Inductance(μH)
0.1
1
10
100
Frequency (MHz)

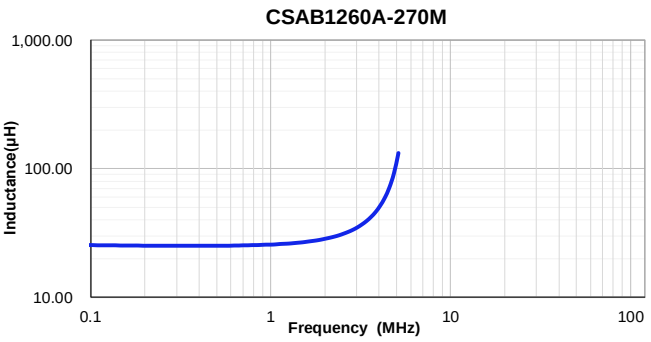
CSAB1260A-270M
1,000.00
100.00
10.00
Inductance(μH)
0.1
1
10
100
Frequency (MHz)

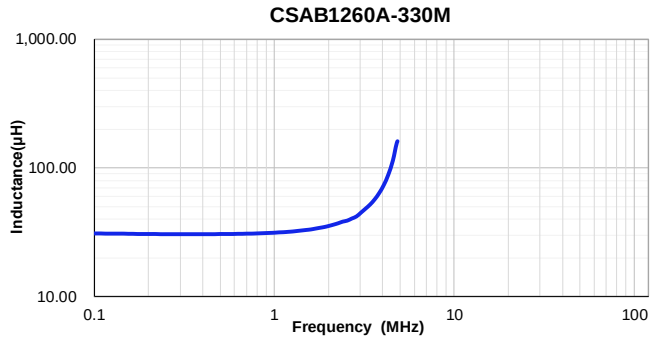
CSAB1260A-330M
1,000.00
100.00
10.00
Inductance(μH)
0.1
1
10
100
Frequency (MHz)

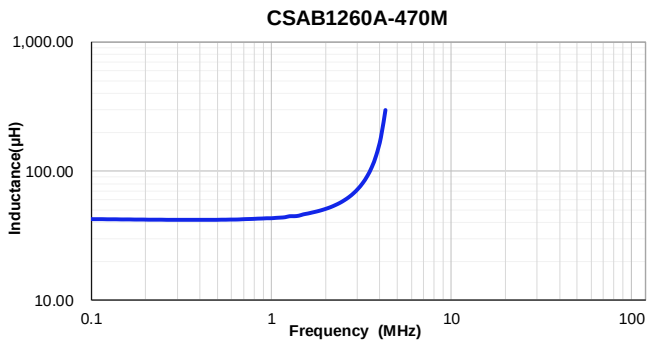
CSAB1260A-470M
1,000.00
100.00
10.00
Inductance(μH)
0.1
1
10
100
Frequency (MHz)

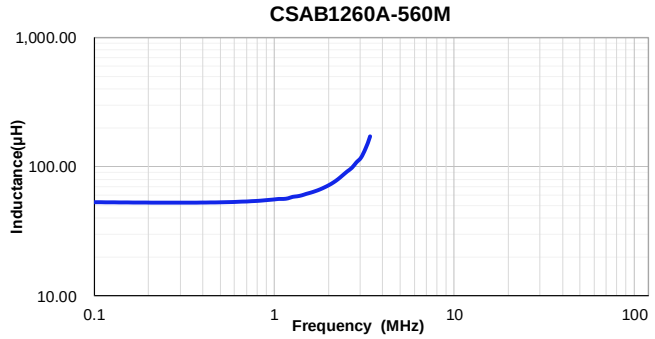
CSAB1260A-560M
1,000.00
100.00
10.00
Inductance(μH)
0.1
1
10
100
Frequency (MHz)

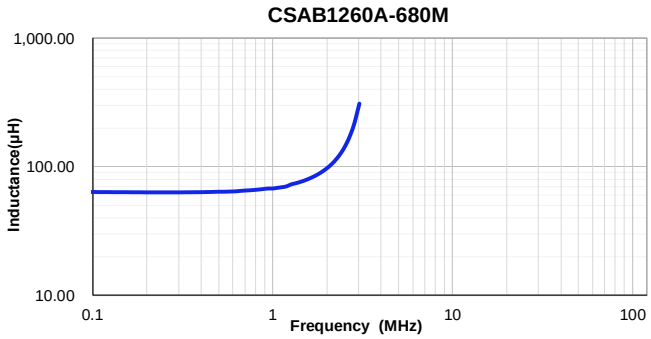
CSAB1260A-680M
1,000.00
100.00
10.00
Inductance(μH)
0.1
1
10
100
Frequency (MHz)

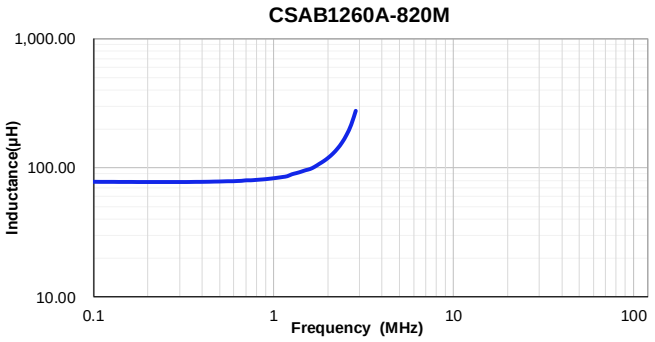
CSAB1260A-820M
1,000.00
100.00
10.00
Inductance(μH)
0.1
1
10
100
Frequency (MHz)

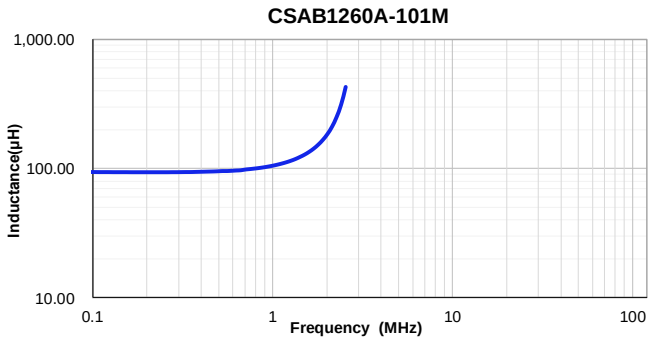
CSAB1260A-101M
1,000.00
100.00
10.00
Inductance(μH)
0.1
1
10
100
Frequency (MHz)

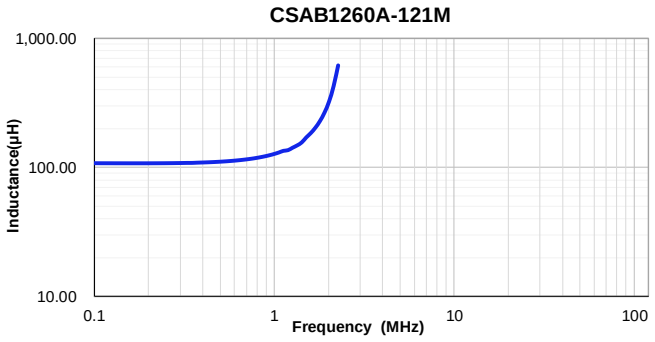
CSAB1260A-121M
1,000.00
100.00
10.00
Inductance(μH)
0.1
1
10
100
Frequency (MHz)

6 Impedance vs Frequency

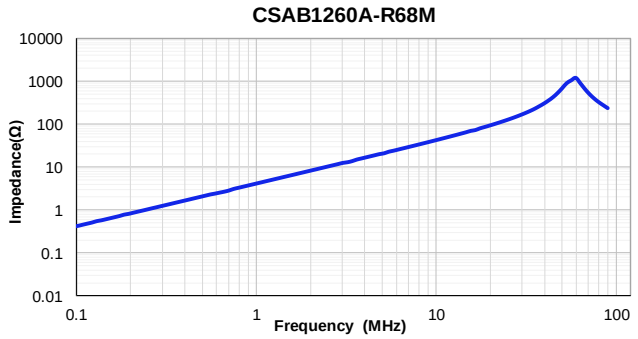

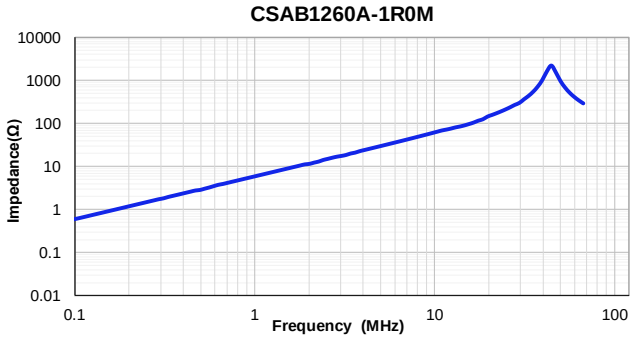

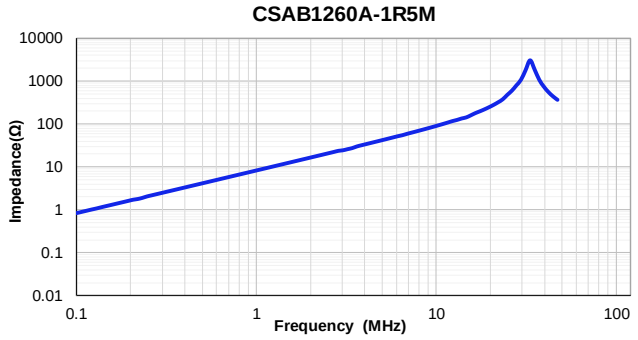

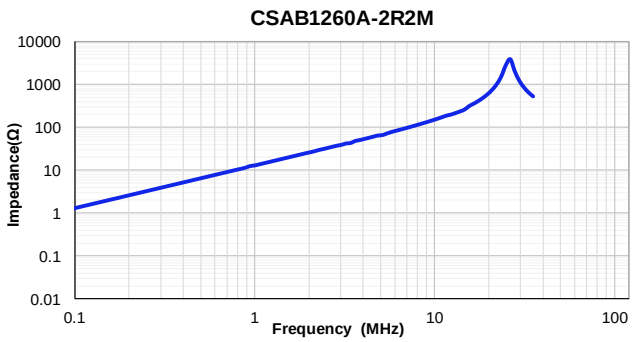

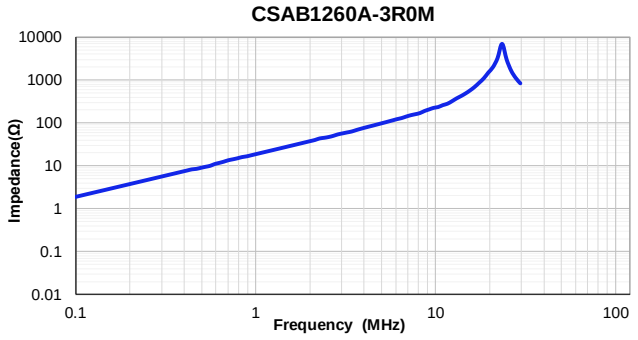

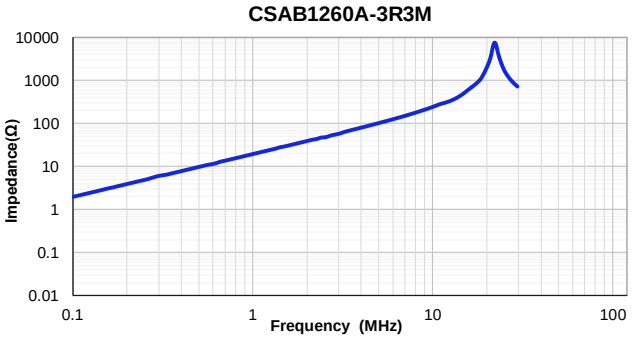

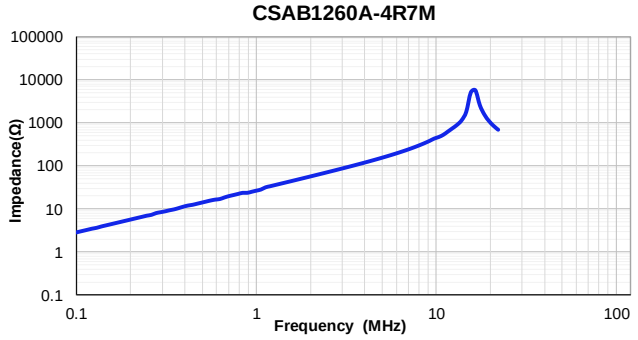

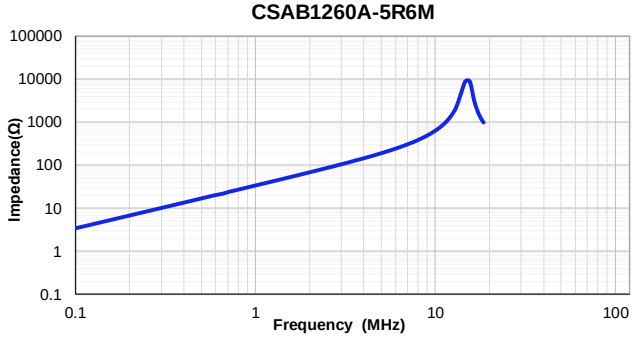

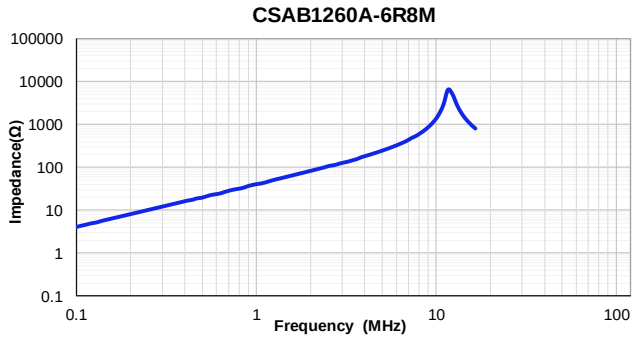
CSAB1260A-6R8M
Impedance(Ω)
100000
10000
1000
100
10
1
0.1
0.1
1
10
100
Frequency (MHz)

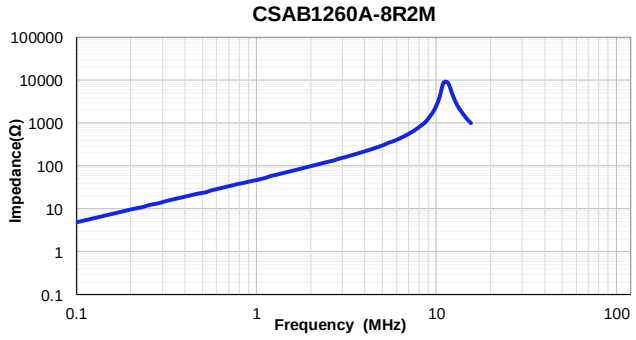
CSAB1260A-8R2M
Impedance(Ω)
100000
10000
1000
100
10
1
0.1
0.1
1
10
100
Frequency (MHz)

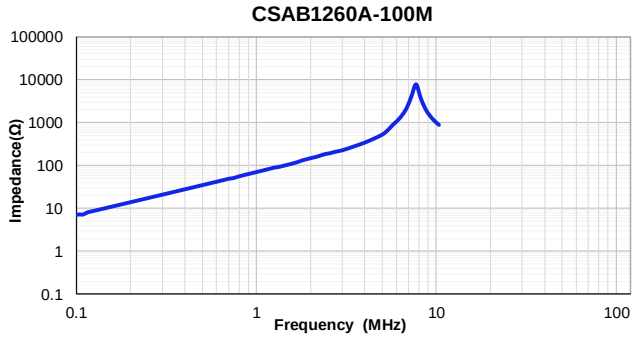
CSAB1260A-100M
Impedance(Ω)
100000
10000
1000
100
10
1
0.1
0.1
1
10
100
Frequency (MHz)

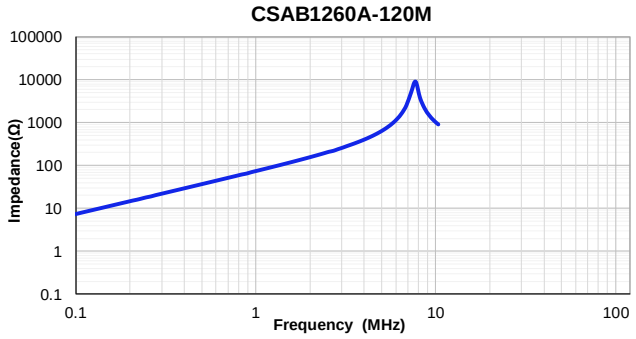
CSAB1260A-120M
Impedance(Ω)
100000
10000
1000
100
10
1
0.1
0.1
1
10
100
Frequency (MHz)

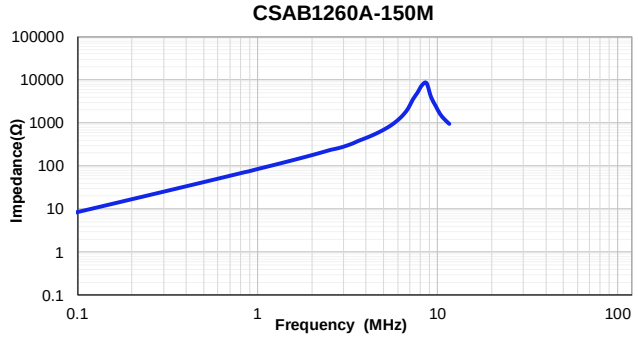
CSAB1260A-150M
Impedance(Ω)
100000
10000
1000
100
10
1
0.1
0.1
1
10
100
Frequency (MHz)

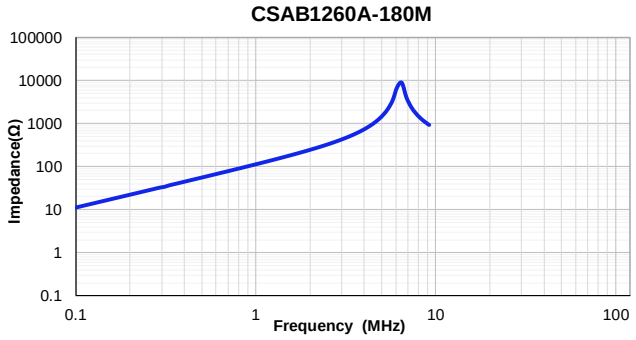
CSAB1260A-180M
Impedance(Ω)
100000
10000
1000
100
10
1
0.1
0.1
1
10
100
Frequency (MHz)

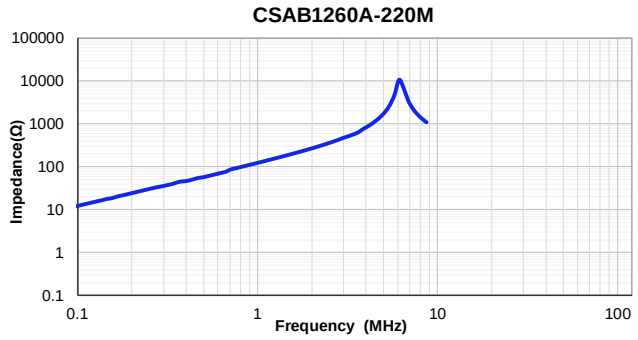
CSAB1260A-220M
Impedance(Ω)
100000
10000
1000
100
10
1
0.1
0.1
1
10
100
Frequency (MHz)

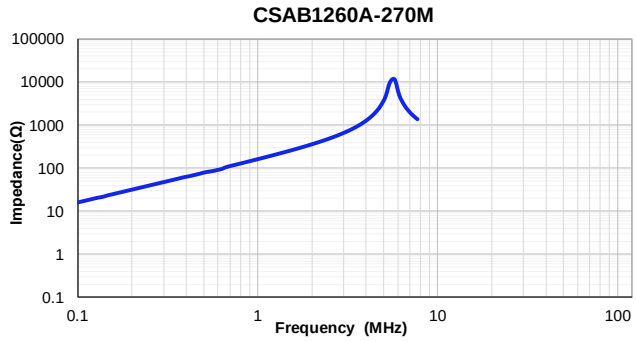
CSAB1260A-270M
Impedance(Ω)
100000
10000
1000
100
10
1
0.1
0.1
1
10
100
Frequency (MHz)

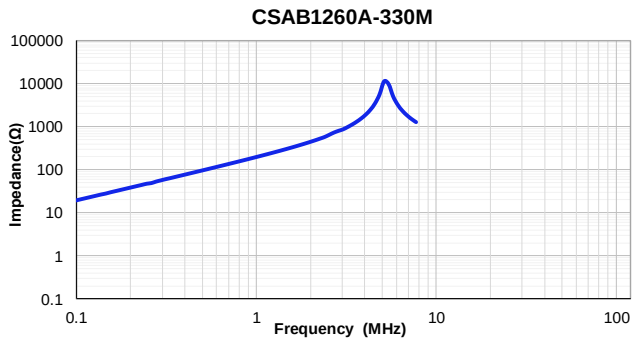
CSAB1260A-330M
Impedance(Ω)
100000
10000
1000
100
10
1
0.1
0.1
1
10
100
Frequency (MHz)

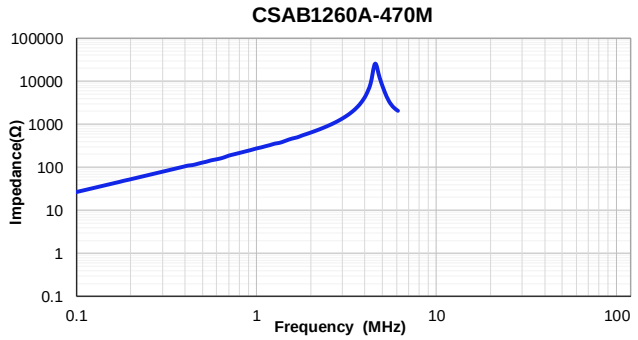
CSAB1260A-470M
Impedance(Ω)
100000
10000
1000
100
10
1
0.1
0.1
1
10
100
Frequency (MHz)

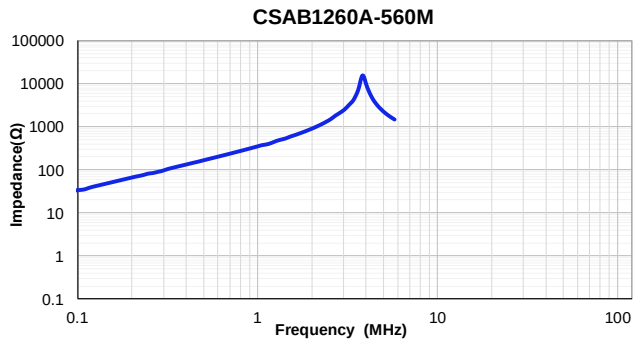
CSAB1260A-560M
Impedance(Ω)
100000
10000
1000
100
10
1
0.1
0.1
1
10
100
Frequency (MHz)

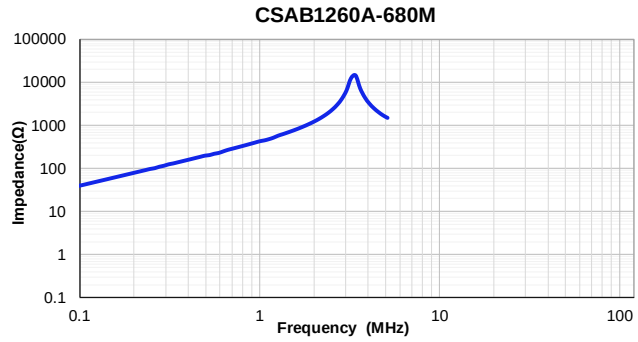
CSAB1260A-680M
Impedance(Ω)
100000
10000
1000
100
10
1
0.1
0.1
1
10
100
Frequency (MHz)

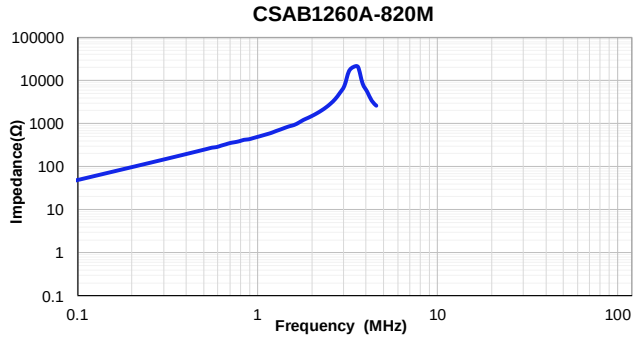
CSAB1260A-820M
Impedance(Ω)
100000
10000
1000
100
10
1
0.1
0.1
1
10
100
Frequency (MHz)

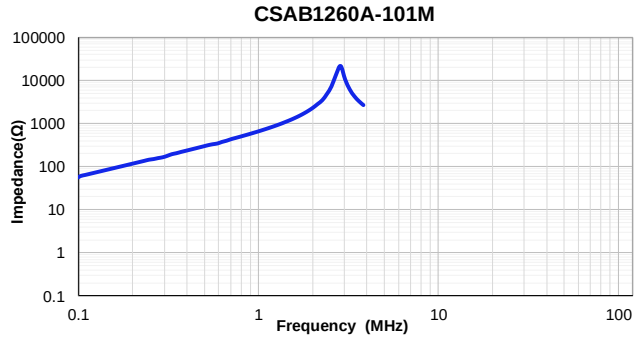
CSAB1260A-101M
Impedance(Ω)
100000
10000
1000
100
10
1
0.1
0.1
1
10
100
Frequency (MHz)

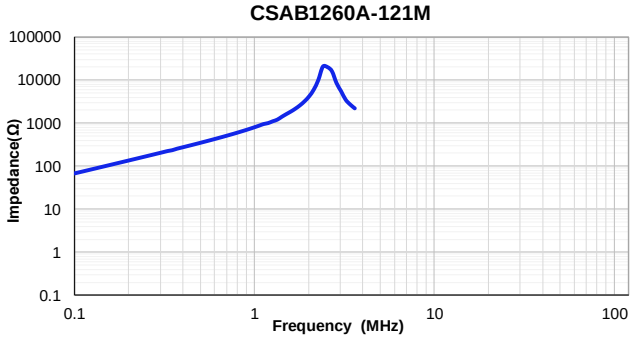
CSAB1260A-121M
Impedance(Ω)
100000
10000
1000
100
10
1
0.1
0.1
1
10
100
Frequency (MHz)

7 Packing Specification

7.1 Carrier Tape Dimensions (mm)

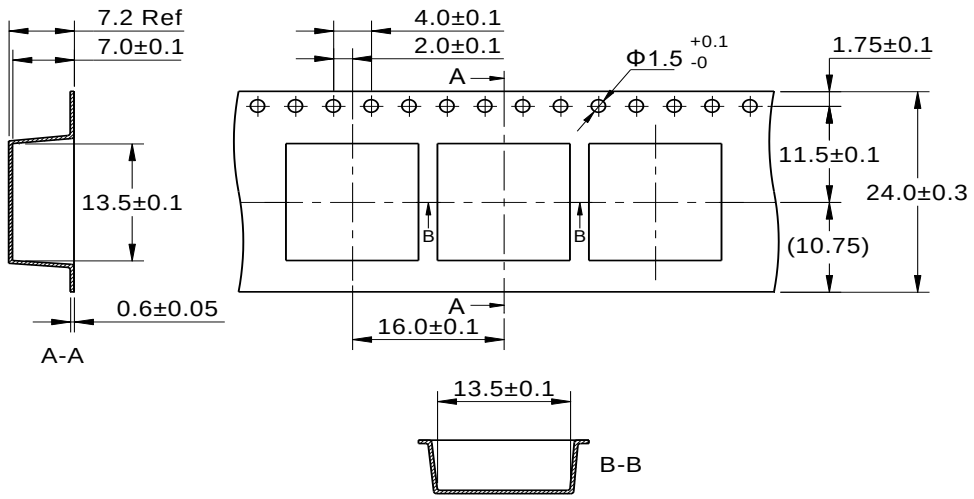

※ Packing is referred to the international standard IEC 60286-3.

7.2 Reel Dimensions (mm)

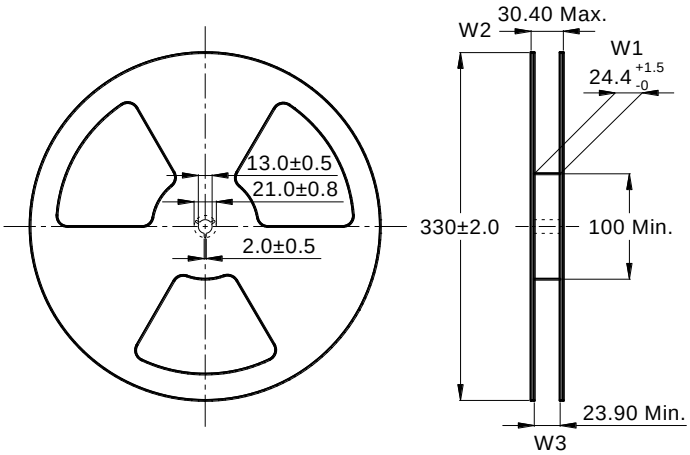

Cover tape peeling off condition

■ Cover tape peeling force shall be 0.1 to 1.3N.

■Reference peeling speed 300±10mm/min.

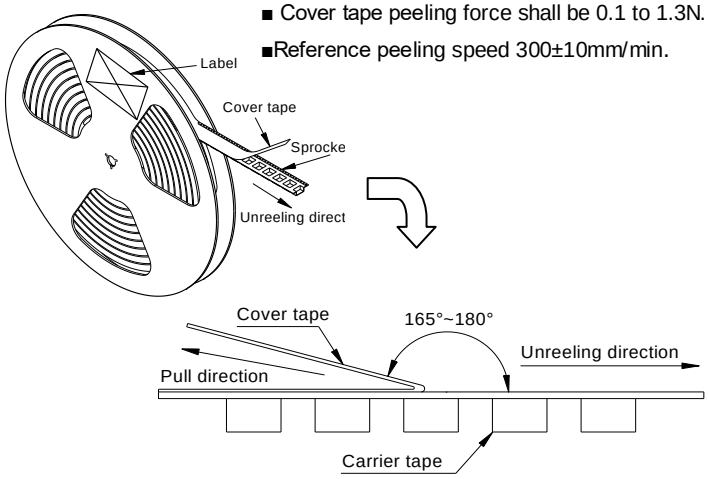

7.3 Carton Dimensions and Packing Quantity

■ Inner Carton：340×340×95mm ■ Outer Carton ：360×360×370mm

Product Series	Quantity / Reel	Inner Carton Quantity	Outer Carton Quantity
CSAB1260A	400pcs	(400×2) = 800pcs	(800×3) = 2400pcs

8 Soldering Specification

8.1 Reflow Profile for SMT Components

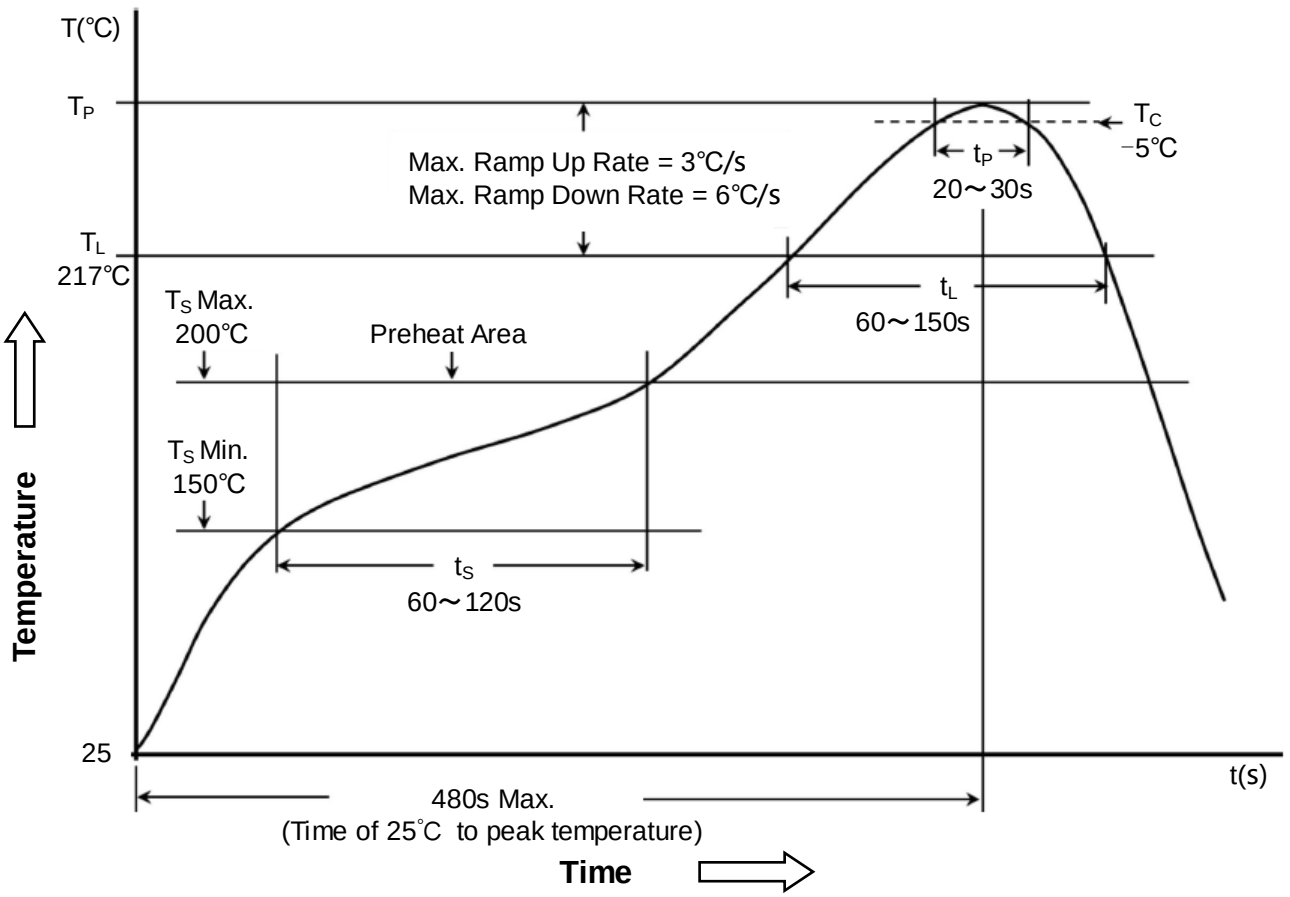

8.2 Classification of Peak Package Body Temperature (T_P)

	Package Thickness	Package Volume		
		<350 mm^3	350～2000 mm^3	>2000 mm^3
PB-Free Assembly	<1.6mm	260℃	260℃	260℃
	1.6～2.5mm	260℃	250℃	245℃
	≥2.5mm	250℃	245℃	245℃

※ Reflow is referred to standard IPC/JEDEC J-STD-020E.

9 Notice of Use

9.1 Special remind:Circuit design, component placement, PCB size and thickness, cooling system and etc. all will affect the product temperature. Please verify the product temperature in the final application.

9.2 Product in packing storage condition:temperature 5 ~ 40℃, RH≤ 70%.
If taking out for use, the remaining products should be sealed in plastic bags and preserved in accordance With the above conditions, to avoid oxidation of terminals (electrodes), affecting soldering status.

9.3 A storage of Codaca Electronic products for longer than 12 months is not recommended, Within other effects, the terminals may suffer degradation, resulting in bad solderability. Therefore, all products shall be used within the period of 12 months based on the day of shipment.

9.4 Do not keep products in unsuitable storage conditions, such as areas susceptible to high temperatures, high humidity, dust or corrosion.

9.5 Always handle products with care.

9.6 Don't touch electrodes directly with bare hands as oil secretions may inhibit soldering. Always ensure optimum conditions for soldering.

9.7 When this product will be used on a similar or new project to the original one, sometimes it might be unable to satisfy the specifications due to different condition of usage.

9.8 This inductor itself does not have any protective function in abnormal condition, such as overload, short-circuit, open-circuit conditions, etc. Therefore, it shall be confirmed that there is no risk of smoke, fire, dielectric withstand voltage, insulation resistance, etc., or use in abnormal conditions protective devices or protection circuit in the end product.

9.9 Hi-Pot test with higher voltage than spec value will damage insulating material and shorten its life.

9.10 If using in potting compound, the magnet wire coating might be damaged, please consult with us.

9.11 Refrain from rinsing product. If necessary, please consult with us.

*9.12 Codaca Electronic products without "V" prefix are qualified for industrial product requirement , and with "V" prefix are qualified for AEC-Q200, but it doesn't mean that Codaca Electronic products can absolutely meet specific industry norms and quality test standards in automotive electronics or more strict application fields . Codaca Electronic will be exempted from being responsible for the consequences of using Codaca products in automotive electronic or higher application field related to safety when without being aware of it.