S12LOC-P16MFGO-7200

odu mini snap® series l

straight push pull plug

size: 2, IP50, keying: 0, number of contacts: 16, solder cup, contact type: pins, Signal



Basic information

Part number	S12LOC-P16MFGO-7200
Category	connector
Type of connector	plug
Assembly situation	straight
Size	2

Contact insert description

Transmission type	Signal
Number of contacts	16
Contact type	pins
Contact diameter	0.7 mm
Termination type	solder cup
Termination diameter	0.85 mm
Wire cross section AWG	AWG 22

Technical information

Nominal current single contact	7.5 A	IEC 60512-5-2:2002 (DIN EN 60512-5-2:2003)
Max. current insert	3.75	VDE 0298-4:2003
Test voltage	900 V	SAE AS 13441:1998 method 3001.1
Max. creepage distance (contact to contact)	0.6 mm (Contact to contact)	
Max. creepage distance (contact to housing)	1.0 mm (Contact to housing)	
Max. clearance distance (contact to contact)	0.6 mm (Contact to contact)	
Max. clearance distance (contact to housing)	1.0 mm (Contact to housing)	

Cable description

Cable outlet	back nut
Min. cable diameter	6
Max. cable diameter	7.2

Mechanical and environmental data

Locking principle	push_pull
Mating cycles	5000
IP class	IP50
Max. operating temperature	120 °C
Min. operating temperature	-40 °C
Weight	27.04 g

Material and surface treatments

Material	cu_alloy_with_matt_chrome_finish
Contact material	cu_alloy_with_gold_finish

Graphics and technical drawings

DIMENSIONS:

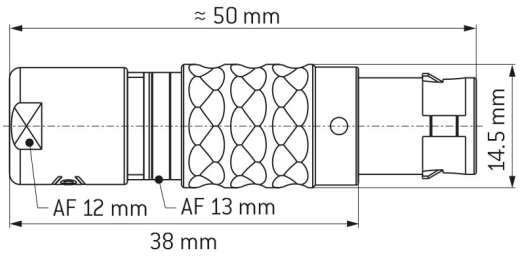

CODING: 0 °

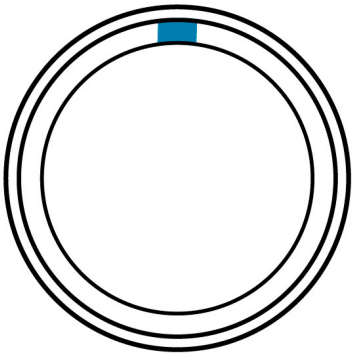

POSITIONS: 16 Positions

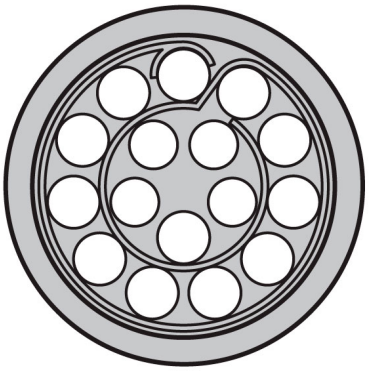

Further technical information and downloads

- 3D-File (STP File)
- Assembly Instruction
- Technical specifications