MACX MCR-EX-SL-SD-24-48-LP-SP - Solenoid driver

2924126

https://www.phoenixcontact.com/us/products/2924126

Please be informed that the data shown in this PDF document is generated from our online catalog. Please find the complete data in the user documentation. Our general terms of use for downloads are valid.



Ex i solenoid driver. For the intrinsically safe control of Ex i solenoid valves, alarm modules or LEDs installed in the Ex area. Current limitation at 48 mA. For gases up to Group IIC, loop-powered, electrical isolation, SIL 3. Push-in connection.

Your advantages

- Mechanically compatible with the DIN rail connector
- Various output characteristic curves compatible with standard solenoid valves
- Loop-powered: the required power is supplied via the control signal on the input side.
- Installation in zone 2, protection type "n" (EN 60079-15) permitted
- Up to SIL 3 in accordance with IEC 61508
- 2-way electrical isolation
- Input: 19.2 V DC … 30 V DC
- Output: [Ex ia] IIC/[Ex ia] IIB

Commercial data

Item number	2924126
Packing unit	1 pc
Minimum order quantity	1 pc
Sales key	C430
Product key	CK3142
Catalog page	Page 167 (C-5-2019)
GTIN	4046356338486
Weight per piece (including packing)	172.5 g
Weight per piece (excluding packing)	145 g
Customs tariff number	85437090
Country of origin	DE

Technical data

Product properties

Product type	Solenoid driver
Product family	MACX Analog
No. of channels	1
Type	Ex i signal conditioners with SIL functional safety
Compatible valve	ASCO Coil 195
	ASCO Coil 302 (12 V)
	Bürkert Coil AC 10 standard
	Bürkert Coil AC 10 high resistance
	Bürkert Coil AC 21 standard 700 mW / 65°C
	Bürkert Coil AC 21 high resistance 700 mW / 65°C
	Bürkert Coil AC 21 standard 900 mW / 45°C
	Bürkert Coil AC 21 high resistance 900 mW / 45°C
	Bürkert Coil AC 21 standard 900 mW / 60°C
	Bürkert Coil AC 21 high resistance 900 mW / 60°C
	Bürkert Coil G1 642735 standard 800 mW / 40°C
	Bürkert Coil G1 642735 high resistance 800 mW / 40°C
	Bürkert Coil G1 642735 standard 1000 mW / 40°C
	Bürkert Coil G1 642735 high resistance 1000 mW / 40°C
	FESTO Coil MFH-...IA-SA-EX GBXE022AIAD03
	FESTO Coil (J)MFH-...BIA-SA-EX GBXE022AIAD03
	Norgren Herion Coil 2050
	Norgren Herion Coil 2051
	Norgren Herion Coil 2052
	Norgren Herion Coil 2053
	Norgren Herion Coil 2080 / 2082
	Norgren Herion Coil 2081 / 2083
	Norgren Herion Coil 2084
	Norgren Herion Coil 3039
	Nass Coil 1259 30.1-00
	Nass Coil 1259 50.1-00
	Parker Coil VZ07 488650.01
	Parker Coil VZ33 494035.10
	Parker Coil VZ08 488660.01
	Parker Coil VZ09 488670.01
	Parker Coil VZ95 482160.01 EEx ia IIB T6
	Parker Coil VZ23 482870.01
	Samson Coil 3701-12 (12 V)
	Samson Coil 3701-13 (24 V)
	Samson Coil 3963-12 (12 V)
	Samson Coil 3963-13 (24 V)

	Samson Coil 3964-12 (12 V)
	Samson Coil 3964-13 (24 V)
	Seitz Pilot valve PV 12F73 Ci oH
	Seitz Pilot valve PV 12F73 Xi oH
	Seitz Pilot valve PV 12F73 Xi oH-2
	Seitz Solenoid coil 11 G 52
Note	This is an extract of possible combinations of valves and solenoid drivers.

Data management status

Article revision	13

Electrical properties

Electrical isolation	2-way isolation
Maximum temperature coefficient	0.01 %/K

Electrical isolation

Test voltage	2.5 kV AC (50 Hz, 60 s)
Overvoltage category	II
Pollution degree	2

Electrical isolation Output/input IEC/EN 60079-11

Standards/regulations	IEC/EN 60079-11
Rated insulation voltage	375 V_{PP}

Electrical isolation Output/input IEC/EN 61010-1

Standards/regulations	IEC/EN 61010-1
Rated insulation voltage	300 V_{rms}
Insulation	Safe isolation

Supply

Supply voltage range	loop-powered, no external supply necessary
Power dissipation	< 1.41 W

Input data

Signal: Voltage

Number of inputs	1
Voltage input signal	19.2 V DC ... 30 V DC (24 V DC, -20 % ... +25 %)
Max. current input signal	85 mA (U_e = 24 V DC)

Output data

Signal: Voltage

Output description	intrinsically safe
Number of outputs	1
Output voltage	10.5 V DC (48 mA)
Output resistor	275.7 Ω (Internal resistance R_i)

Current limitation	48 mA
Response time	20 ms
Non-load voltage	24 V DC
Short-circuit-proof	yes

Connection data

Connection method	Push-in connection
Stripping length	8 mm
Conductor cross section rigid	0.2 mm² ... 1.5 mm²
Conductor cross section flexible	0.2 mm² ... 1.5 mm²
Conductor cross section AWG	24 ... 16

Ex data

Ex installation (EPL)	Gc
	Div. 2
Ex i circuits (EPL)	Ga
	Da
	Ma
	Div. 1

Safety data

Max. internal inductance L_i	negligible
Max. internal capacitance C_i	negligible
Max. output voltage U_o	27.7 V
Max. output current I_o	101 mA
Max. output power P_o	697 mW
Safety-related maximum voltage U_m	253 V AC
	125 V DC
IIB/IIIC (simple circuit): Max. external inductivity L_o / Max. external capacitance C_o	17 mH / 0.663 µF
IIC (simple circuit): Max. external inductivity L_o / Max. external capacitance C_o	4 mH / 0.085 µF
IIB/IIIC (mixed circuit): Max. external inductivity L_o / Max. external capacitance C_o	10 mH / 250 nF, 5 mH / 250 nF, 1 mH / 350 nF, 0.1 mH / 663 nF
IIC (mixed circuit): Max. external inductivity L_o / Max. external capacitance C_o	20 mH / 68 nF, 10 mH / 68 nF, 5 mH / 68 nF, 1 mH / 79 nF, 0.1 mH / 108 nF

Signaling

Status display	Yellow LED (switching state / status, lights up when output circuit is active)

Dimensions

Dimensional drawing	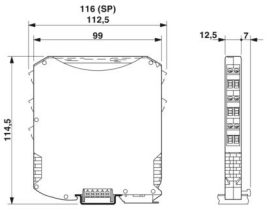
Width	12.5 mm
Height	116 mm
Depth	113.7 mm
Depth NS 35/7,5	114.5 mm (Snapped onto DIN rail NS 35/7,5 in accordance with EN 60715)

Material specifications

Color	gray (RAL 7042)
Flammability rating according to UL 94	V0 (Housing)
Housing material	PA 6.6-FR

Environmental and real-life conditions

Ambient conditions

Degree of protection	IP20 (not assessed by UL)
Ambient temperature (operation)	-40 °C ... 60 °C (Any mounting position)
Ambient temperature (storage/transport)	-40 °C ... 80 °C
Altitude	≤ 2000 m
Permissible humidity (operation)	10 % ... 95 % (non-condensing)

Approvals

CE

Certificate	CE-compliant
Note	and EN 61326

ATEX

Identification	Ⓔx II (1) G [Ex ia Ga] IIC/IIB/IIA
	Ⓔx II (1) D [Ex ia Da] IIIC
	Ⓔx II 3 (1)G Ex nA [ia IIC Ga] IIC T4 Gc X
Certificate	IBExU 07 ATEX 1133X

UKCA Ex (UKEX)

Identification	Ⓔx I (M1) [Ex ia Ma] I
	Ⓔx II (1) G [Ex ia Ga] IIC
	Ⓔx II (1) D [Ex ia Da] IIIC
	Ⓔx II 3 (1) Ex ec [ia Ga] IIC T4 Gc
Certificate	CML 22UKEX3526X

IECEx

Identification	[Ex ia Ga] IIC/IIB/IIA
	[Ex ia Da] IIIC
	Ex nA [ia IIC Ga] IIC T4 Gc
Certificate	IECEx IBE 08.0002X

CCC / China-Ex

Identification	[Ex ia Ga] IIC
	[Ex iaD]
	Ex nA [ia Ga] IIC T4 Gc
Certificate	NEPSI GYJ20.1316X

UL, USA/Canada

Identification	UL 61010 Listed
	Class I, Div. 2, Groups A, B, C, D T4
	Class I, Div. 2, Groups IIC, IIB, IIA T4
	Associated apparatus for use in Class I, Division 1, Groups A,B,C,D
	Associated apparatus for use in Class II, Div.1 Groups E,F,G
	Associated apparatus for use in Class III, Division 1
	Associated apparatus for use in Class I, Zone 0,1,2, Groups IIC,IIB,IIA
Certificate	C.D.-No 83104549

UL, USA/Canada

Identification	Class I Div 2; IS for Class I, II, III Div 1
Certificate	C.D.-No 83104549

Shipbuilding approval

Certificate	DNV GL TAA000020C

Safety Integrity Level (SIL, IEC 61508)

Identification	3

INMETRO

Identification	[Ex ia Ga] IIB/IIA
	[Ex ia Da] IIIC
	Ex nA [ia IIB Ga] IIC T4 Gc
Certificate	DNV 18.0115 X

DNV GL data

Temperature	B
Humidity	B
Vibration	A
EMC	A
Enclosure	Required protection according to the Rules shall be provided upon installation on board

EMC data

Noise immunity	EN 61000-6-2
Electromagnetic compatibility	Conformance with EMC directive
Noise emission	EN 61000-6-4

Standards and regulations

Electrical isolation	2-way isolation

GB Standard

Standards/regulations	GB 3836.1
	GB 3836.4
	GB 3836.8
	GB 3626.20
	GB 12476.1
	GB 12476.4

Mounting

Mounting type	DIN rail mounting

Drawings

Block diagram

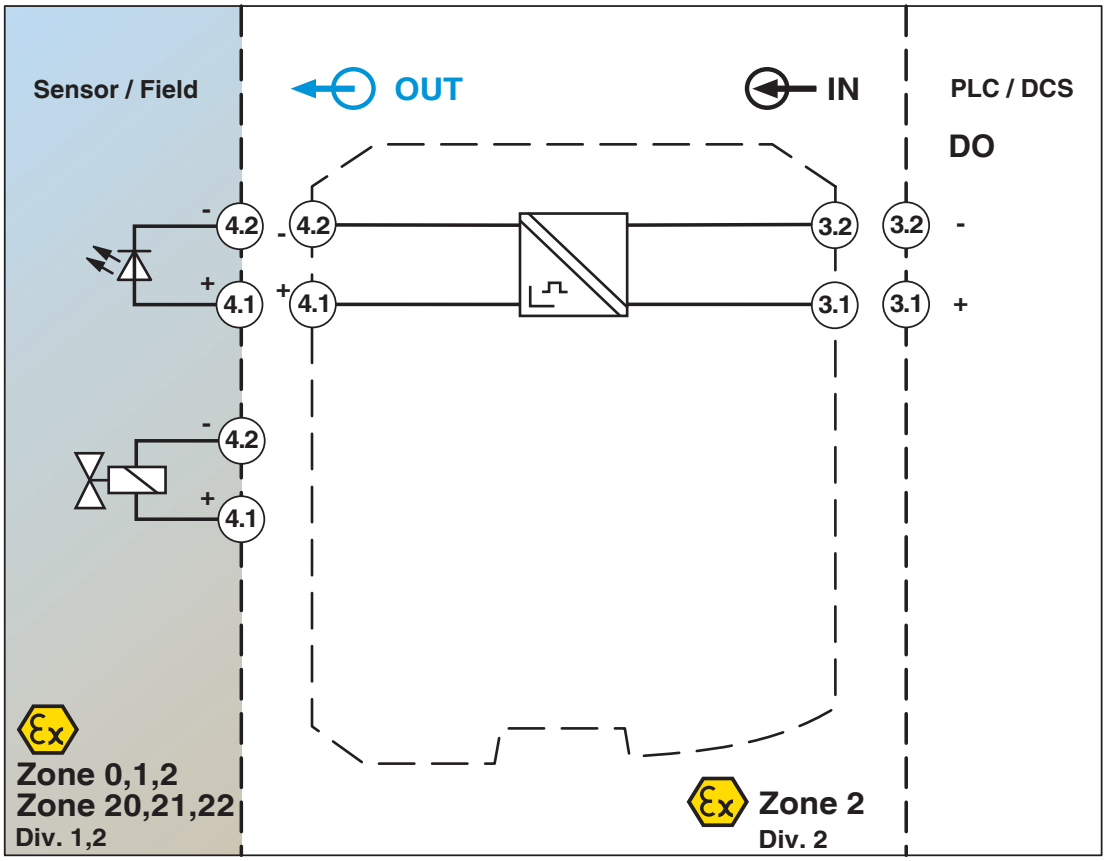

Diagram

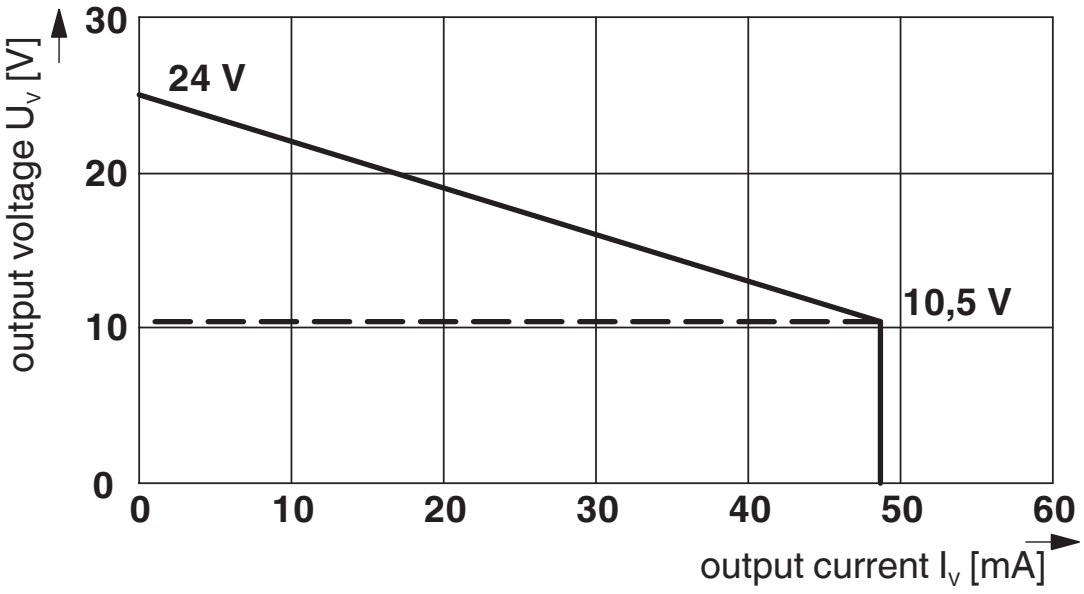

Dimensional drawing

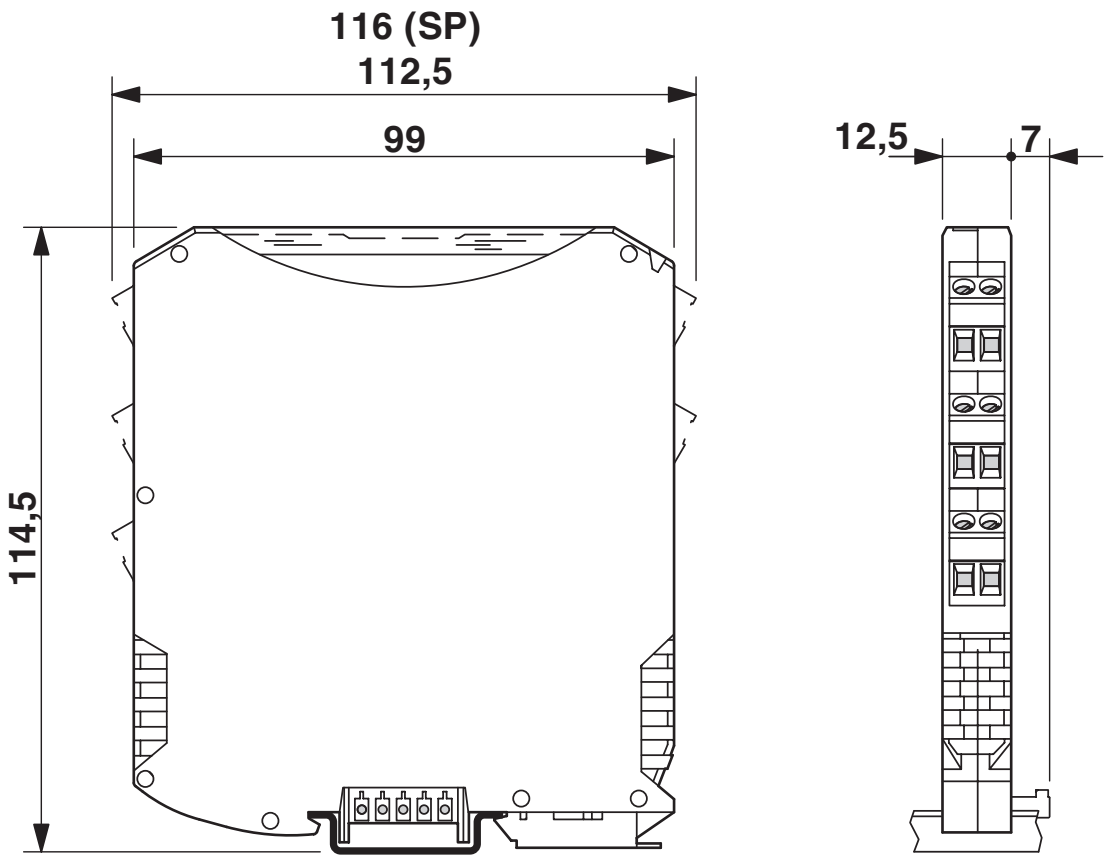

Approvals

To download certificates, visit the product detail page: https://www.phoenixcontact.com/us/products/2924126

DNV GL
Approval ID: TAA000020C

UL Listed
Approval ID: FILE E 330267

CCC
Approval ID: 2020322316001457

cUL Listed
Approval ID: FILE E 330267

Functional Safety
Approval ID: 16/04-017 R025 V1R1

EAC Ex
Approval ID: RU C-DE.AB72.B.00093

IECEx
Approval ID: IECEx IBE 08.0002X

cUL Listed
Approval ID: FILE E 199827

UL Listed
Approval ID: FILE E 199827

ATEX
Approval ID: IBExU 07 ATEX 1133 X

INMETRO
Approval ID: DNV 18.0115 X

cULus Listed

cULus Listed

Classifications

ECLASS

ECLASS-11.0	27210120
ECLASS-12.0	27210120
ECLASS-13.0	27210120

ETIM

ETIM 9.0	EC002653

UNSPSC

UNSPSC 21.0	39121000

Environmental product compliance

EU RoHS

Fulfills EU RoHS substance requirements	Yes
Exemption	7(a), 7(c)-I

China RoHS

Environment friendly use period (EFUP)	EFUP-50
	An article-related China RoHS declaration table can be found in the download area for the respective article under "Manufacturer declaration". For all articles with EFUP-E, no China RoHS declaration table issued and required.

EU REACH SVHC

REACH candidate substance (CAS No.)	Lead(CAS: 7439-92-1)
SCIP	40d7d063-f09f-492a-9b0d-651c6b15ff12

Accessories

TC-D37SUB-ADIO16-EX-P-UNI - Module carrier

2924854

https://www.phoenixcontact.com/us/products/2924854



Universal termination carrier for connecting 16 MACX Analog Ex i signal conditioners to digital or analog I/O cards, via D-SUB connector, 37-pos. (1:1 connection)

MPS-IH WH - Insulating sleeve

0201663

https://www.phoenixcontact.com/us/products/0201663

Insulating sleeve, color: white



MPS-IH RD - Insulating sleeve

0201676

https://www.phoenixcontact.com/us/products/0201676

Insulating sleeve, color: red



MPS-IH BU - Insulating sleeve

0201689

https://www.phoenixcontact.com/us/products/0201689

Insulating sleeve, color: blue



MPS-IH YE - Insulating sleeve

0201692

https://www.phoenixcontact.com/us/products/0201692

Insulating sleeve, color: yellow



MPS-IH GN - Insulating sleeve

0201702

https://www.phoenixcontact.com/us/products/0201702

Insulating sleeve, color: green



MPS-IH GY - Insulating sleeve

0201728

https://www.phoenixcontact.com/us/products/0201728

Insulating sleeve, color: gray



MPS-IH BK - Insulating sleeve

0201731

https://www.phoenixcontact.com/us/products/0201731

Insulating sleeve, color: black



MPS-MT - Test plug

0201744

https://www.phoenixcontact.com/us/products/0201744



Test plug, with solder connection up to 1 mm^2 conductor cross section, number of positions: 1, color: gray

UC-EMLP (11X9) - Plastic label

0819291

https://www.phoenixcontact.com/us/products/0819291



Plastic label, Sheet, white, unlabeled, can be labeled with: BLUEMARK ID COLOR, BLUEMARK ID, BLUEMARK CLED, PLOTMARK, CMS-P1-PLOTTER, mounting type: adhesive, lettering field size: 11 x 9 mm, Number of individual labels: 10

UC-EMLP (11X9) YE - Plastic label

0822602

https://www.phoenixcontact.com/us/products/0822602



Plastic label, Sheet, yellow, unlabeled, can be labeled with: BLUEMARK ID COLOR, BLUEMARK ID, BLUEMARK CLED, PLOTMARK, CMS-P1-PLOTTER, mounting type: adhesive, lettering field size: 11 x 9 mm, Number of individual labels: 10

UC-EMLP (11X9) CUS - Plastic label

0824547

https://www.phoenixcontact.com/us/products/0824547

Plastic label, can be ordered: by sheet, white, labeled according to customer specifications, mounting type: adhesive, lettering field size: 11 x 9 mm



UC-EMLP (11X9) YE CUS - Plastic label

0824548

https://www.phoenixcontact.com/us/products/0824548



Plastic label, can be ordered: by sheet, yellow, labeled according to customer specifications, mounting type: adhesive, lettering field size: 11 x 9 mm

UC-EMLP (11X9) SR - Plastic label

0828094

https://www.phoenixcontact.com/us/products/0828094



Plastic label, Sheet, silver, unlabeled, can be labeled with: BLUEMARK ID COLOR, BLUEMARK ID, BLUEMARK CLED, PLOTMARK, CMS-P1-PLOTTER, mounting type: adhesive, lettering field size: 11 x 9 mm, Number of individual labels: 10

UC-EMLP (11X9) SR CUS - Plastic label

0828098

https://www.phoenixcontact.com/us/products/0828098



Plastic label, can be ordered: by sheet, silver, labeled according to customer specifications, mounting type: adhesive, lettering field size: 11 x 9 mm, Number of individual labels: 10

US-EMLP (11X9) - Plastic label

0828789

https://www.phoenixcontact.com/us/products/0828789



Plastic label, Card, white, unlabeled, can be labeled with: BLUEMARK ID COLOR, BLUEMARK ID, THERMOMARK PRIME, THERMOMARK CARD 2.0, THERMOMARK CARD, mounting type: adhesive, lettering field size: 11 x 9 mm, Number of individual labels: 135

US-EMLP (11X9) YE - Plastic label

0828871

https://www.phoenixcontact.com/us/products/0828871



Plastic label, Card, yellow, unlabeled, can be labeled with: BLUEMARK ID COLOR, BLUEMARK ID, THERMOMARK PRIME, THERMOMARK CARD 2.0, THERMOMARK CARD, mounting type: adhesive, lettering field size: 11 x 9 mm, Number of individual labels: 135

US-EMLP (11X9) SR - Plastic label

0828872

https://www.phoenixcontact.com/us/products/0828872



Plastic label, Card, silver, unlabeled, can be labeled with: BLUEMARK ID COLOR, BLUEMARK ID, THERMOMARK PRIME, THERMOMARK CARD 2.0, THERMOMARK CARD, mounting type: adhesive, lettering field size: 11 x 9 mm, Number of individual labels: 135

LS-EMLP (11X9) WH - Device marker

0831678

https://www.phoenixcontact.com/us/products/0831678



Device marker, Sheet, white, unlabeled, can be labeled with: TOPMARK NEO, TOPMARK LASER, mounting type: adhesive, lettering field size: 11 x 9 mm, Number of individual labels: 255

LS-EMLP (11X9) SR - Device marker

0831705

https://www.phoenixcontact.com/us/products/0831705



Device marker, Sheet, silver, unlabeled, can be labeled with: TOPMARK NEO, TOPMARK LASER, mounting type: adhesive, lettering field size: 11 x 9 mm, Number of individual labels: 255

LS-EMLP (11X9) YE - Device marker

0831732

https://www.phoenixcontact.com/us/products/0831732



Device marker, Sheet, yellow, unlabeled, can be labeled with: TOPMARK NEO, TOPMARK LASER, mounting type: adhesive, lettering field size: 11 x 9 mm, Number of individual labels: 255

MACX MCR-PTB - Power and error message module

2865625

https://www.phoenixcontact.com/us/products/2865625



Power and fault signaling module with screw connection, including corresponding ME 17,5 TBUS 1,5/ 5-ST-3,81 GY DIN rail connector

MACX MCR-PTB-SP - Power and error message module

2924184

https://www.phoenixcontact.com/us/products/2924184



Power and fault signaling module with Push-in connection, including corresponding ME 17,5 TBUS 1,5/ 5-ST-3,81 GY DIN rail connector

QUINT4-SYS-PS/1AC/24DC/2.5/SC - Power supply unit

2904614

https://www.phoenixcontact.com/us/products/2904614



Primary-switched power supply, QUINT POWER, screw connection, DIN rail mounting, supply of devices possible via the TBUS DIN rail connector, protective coating, input: single-phase, output: 24 V DC/2.5 A

SZS 0,6X3,5 - Screwdriver

1205053

https://www.phoenixcontact.com/us/products/1205053



Actuation tool, for ST terminal blocks, insulated, also suitable for use as a bladed screwdriver, size: 0.6 x 3.5 x 100 mm, 2-component grip, with non-slip grip

Phoenix Contact 2024 © - all rights reserved
https://www.phoenixcontact.com

Phoenix Contact USA
586 Fulling Mill Road
Middletown, PA 17057, United States
(+717) 944-1300
info@phoenixcon.com