172508-1 ✔ ACTIVE

AMP | Mark II

TE Internal #: 172508-1

Housing for Male Terminals, 13 Position, .197 in [5 mm] Centerline, Natural, Wire & Cable, Power, Cable Mount (Free-Hanging), Mark II

View on TE.com >

Connectors > Automotive Connectors > Automotive Housings







Number of Positions: **13**

Connector & Housing Type: **Housing for Male Terminals**

Centerline (Pitch): **5 mm [.197 in]**

Sealable: **No**

Mating Tab Width: **3 mm [.118 in]**

Features

Product Type Features

Connector & Housing Type	Housing for Male Terminals
Sealable	No
Connector & Contact Terminates To	Wire & Cable
Primary Locking Feature	Integrated in Housing

Configuration Features

Number of Positions	13
Number of Rows	2

Body Features

Primary Product Color	Natural

Contact Features

Contact Size	3mm
Contact Type	Tab
Mating Tab Width	3 mm[.118 in]

Mechanical Attachment

Connector Mounting Type	Cable Mount (Free-Hanging)

Housing Features

Centerline (Pitch)	5 mm[.197 in]

Usage Conditions

Operating Temperature (Max)	105 °C[221 °F]
Operating Temperature Range	-30 - 105 °C[-22 - 221 °F]

Operation/Application

Circuit Application	Power

Other

Connector Position Assurance Capable	No

Product Compliance

For compliance documentation, visit the product page on TE.com>

EU RoHS Directive 2011/65/EU	Compliant
EU ELV Directive 2000/53/EC	Compliant
China RoHS 2 Directive MIIT Order No 32, 2016	No Restricted Materials Above Threshold
EU REACH Regulation (EC) No. 1907/2006	Current ECHA Candidate List: JAN 2024 (240) Candidate List Declared Against: JAN 2024 (240) Does not contain REACH SVHC
Halogen Content	Low Halogen - Br, Cl, F, I < 900 ppm per homogenous material. Also BFR/CFR/PVC Free
Solder Process Capability	Not applicable for solder process capability

Product Compliance Disclaimer

This information is provided based on reasonable inquiry of our suppliers and represents our current actual knowledge based on the information they provided. This information is subject to change. The part numbers that TE has identified as EU RoHS compliant have a maximum concentration of 0.1% by weight in homogenous materials for lead, hexavalent chromium, mercury, PBB, PBDE, DBP, BBP, DEHP, DIBP, and 0.01% for cadmium, or qualify for an exemption to these limits as defined in the Annexes of Directive 2011/65/EU (RoHS2). Finished electrical and electronic equipment products will be CE marked as required by Directive 2011/65/EU. Components may not be CE marked. Additionally, the part numbers that TE has identified as EU ELV compliant have a maximum concentration of 0.1% by weight in homogenous materials for lead, hexavalent chromium, and mercury, and 0.01% for cadmium, or qualify for an exemption to these limits as defined in the Annexes of Directive 2000/53/EC (ELV). Regarding the REACH Regulation, the information TE provides on SVHC in articles for this part number is based on the latest European Chemicals Agency (ECHA) 'Guidance on requirements for substances in articles' posted at this URL: https://echa.europa.eu/guidance-documents/guidance-on-reach

Compatible Parts

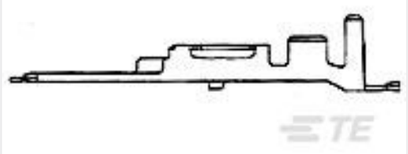

TE Part # 172777-1
MIC MARE-2 TAB CONTACT

Also in the Series | Mark II



Automotive Connector Locks & Position Assurance(1)



Automotive Housings(21)



Automotive Terminals(18)



Connector Seals & Cavity Plugs(1)



Crimp Terminal Housings(76)



Insertion & Extraction Tools(2)



Other Automotive Connector Accessories(4)



Quick Disconnects(57)

Customers Also Bought



TE Part # 172501-1
MIC MARK-2 PLUG HSG 21P



TE Part # 172516-1
M.I.C.MARK II 17P CAP W/F



TE Part # 172505-1
MIC CAP HSG 7P MK II



TE Part # 172504-1
MIC CAP HSG 5P MK II



TE Part # 172496-1
MIC PLUG HSG 9P (MK II)



TE Part # 172506-1
MIC CAP HSG 9P MK II



TE Part # 172498-1
MIC PLUG HSG 13P (MK II)



TE Part # 172773-1
MIC MK-2 REC B TYPE



TE Part # 174175-1
MIC MARK II 21P MARKING

Documents

Product Drawings

MIC CAP HSG 13P MK II

English

CAD Files

Customer View Model

ENG_CVM_172508-1_A.3d_igs.zip

English

Customer View Model

ENG_CVM_172508-1_A.3d_stp.zip

English

Customer View Model

ENG_CVM_172508-1_A.2d_dxf.zip

English

3D PDF

English

By downloading the CAD file I accept and agree to the Terms and Conditionsof use.

Product Specifications

Product Specification

English

Multi-Interlock Mark II Connector for Wire to Wire Termination

English

Instruction Sheets

Instruction Sheet (non U.S.)

English

Multi-Interlock Mark II Contact From Plug & Cap HSG

English

Agency Approvals

Agency Approval Document

English