




Terminals & Splices > Ring Terminals



Ring Terminal Product Type: Closed Ring Tongue Terminal

Wire Size: 2050 - 5180 CMA

Stud Size: #10

Features

Product Type Features

Terminal Features	Heavy Duty
Ring Terminal Product Type	Closed Ring Tongue Terminal
Stud Size	#10
Sealable	No
Wire Insulation Support Retention Type	Non-Insulation Support

Configuration Features

Number of Holes	1
-----------------	---

Body Features

Product Weight	1.701 g
----------------	---------

Contact Features

Barrel Type	Closed
Terminal Orientation	Straight
Terminal Plating Material	Tin

Mechanical Attachment

Wire Insulation Support	Without
-------------------------	---------



Dimensions

Wire Size	2050 - 5180 CMA
Stud Diameter	4.82 mm[.19 in]
Tongue Thickness	1.22 mm[.05 in]
Product Length	18.36 mm[.72 in]
Barrel Inside Diameter	2.67 mm[.105 in]

Usage Conditions

Insulation Option	Uninsulated
Operating Temperature Range	170 °C[338 °F]

Operation/Application

Compatible With Wire Base Material	Copper
Compatible With Wire Plating Material	Tin

Industry Standards

Government Qualified Terminal	No
-------------------------------	----

Packaging Features

Packaging Quantity	100
Packaging Method	Loose Piece

Product Compliance

For compliance documentation, visit the product page on TE.com>

EU RoHS Directive 2011/65/EU	Compliant
EU ELV Directive 2000/53/EC	Compliant
China RoHS 2 Directive MIIT Order No 32, 2016	No Restricted Materials Above Threshold
EU REACH Regulation (EC) No. 1907/2006	Current ECHA Candidate List: JAN 2024 (240) Candidate List Declared Against: JAN 2024 (240) Does not contain REACH SVHC
Halogen Content	Low Halogen - Br, Cl, F, I < 900 ppm per homogenous material. Also BFR/CFR/PVC Free
Solder Process Capability	Not applicable for solder process capability

Product Compliance Disclaimer

This information is provided based on reasonable inquiry of our suppliers and represents our current actual knowledge based on the information they provided. This information is subject to change. The part numbers that TE has identified as



EU RoHS compliant have a maximum concentration of 0.1% by weight in homogenous materials for lead, hexavalent chromium, mercury, PBB, PBDE, DBP, BBP, DEHP, DIBP, and 0.01% for cadmium, or qualify for an exemption to these limits as defined in the Annexes of Directive 2011/65/EU (RoHS2). Finished electrical and electronic equipment products will be CE marked as required by Directive 2011/65/EU. Components may not be CE marked. Additionally, the part numbers that TE has identified as EU ELV compliant have a maximum concentration of 0.1% by weight in homogenous materials for lead, hexavalent chromium, and mercury, and 0.01% for cadmium, or qualify for an exemption to these limits as defined in the Annexes of Directive 2000/53/EC (ELV). Regarding the REACH Regulation, the information TE provides on SVHC in articles for this part number is based on the latest European Chemicals Agency (ECHA) 'Guidance on requirements for substances in articles' posted at this URL: <https://echa.europa.eu/guidance-documents/guidance-on-reach>

Compatible Parts



TE Part # 58545-1
SOLISTRAND 10-22 DIE ASSY



TE Part # 49935
DAHT SOLIS 22-10 ASSY




TE Part # 58546-1
PC 22-10 SOLISSPICE SPL I SHT




TE Part # 58545-3
SDE DIE ASSY. 22-10 SOLISTRAND


Customers Also Bought




TE Part # 1658610-3
15 POS HDF RCPT, MS, LEAD FREE




TE Part # 321884
TERM, STRAT,SOLIS, HT, 22-16, #4




TE Part # 2-34148-1
PG R 22-16 COMM 22-18 MIL 8




TE Part # 2350513-4
4POS TB HDR 90 DEG, PITCH 5.0 & TL 4.5mm




TE Part # NB13542001
RNF-100-3/8-BK-STK




TE Part # NB14832001
DWP-125-1/2-0-STK




TE Part # 2367198-3
1.0 WTB HOUSING WITH LATCH



TE Part # 2367199-1
1.0mm WTB Contact



TE Part # 6485470001
CM-SCE-1/4-4H-9



TE Part # 55893-1
CRIMP.TOOL 22-10(SEALED PROD.)



Documents

Product Drawings

TERMINAL,SOLIS R 16-14HD 10

English

CAD Files

3D PDF

3D

Customer View Model

ENG_CVM_CVM_8-34567-1_L.2d_dxf.zip

English

Customer View Model

ENG_CVM_CVM_8-34567-1_L.3d_igs.zip

English

Customer View Model

ENG_CVM_CVM_8-34567-1_L.3d_stp.zip

English

By downloading the CAD file I accept and agree to the [Terms and Conditions](#) of use.