1-2029265-4 ✔ ACTIVE

VAL-U-LOK

TE Internal #: 1-2029265-4

Standard Rectangular Connectors, Connector Assembly, Plug, Mating Alignment, Keyed Mating Alignment Type, Mating Retention, Wire-to-Board, Tin, Normal

View on TE.com >

Connectors > Rectangular Connectors > Standard Rectangular Connectors







Connector Product Type: **Connector Assembly**

Connector & Housing Type: **Plug**

Mating Alignment: **With**

Mating Alignment Type: **Keyed**

Mating Retention: **With**

Features

Product Type Features

Connector Product Type	Connector Assembly
Connector & Housing Type	Plug
Connector System	Wire-to-Board
Insertion Force Type	Normal
Sealable	No
Connector & Contact Terminates To	Printed Circuit Board

Configuration Features

Contacts Preloaded	Yes
PCB Mount Orientation	Vertical
Number of Positions	14
Number of Rows	2

Electrical Characteristics

Operating Voltage	600 VAC

Contact Features

Contact Layout	Inline
Contact Type	Pin
PCB Contact Termination Area Plating Material	Tin
Contact Mating Area Plating Material	Tin
Contact Retention Within Housing	With
Contact Current Rating (Max)	9 A

Termination Features

Termination Post & Tail Length	3.5 mm[.138 in]
Termination Method to Printed Circuit Board	Through Hole - Solder

Mechanical Attachment

PCB Mount Alignment	With
PCB Mount Retention	With
PCB Mount Retention Type	Boardlock
Mating Alignment	With
Mating Alignment Type	Keyed
Mating Retention	With
Mating Retention Type	Latch
Connector Mounting Type	Board Mount

Housing Features

Housing Color	Natural
Centerline (Pitch)	4.2 mm[.165 in]

Dimensions

Connector Height	12.8 mm[.504 in]
PCB Thickness (Recommended)	1.78 mm[.7 in]
Product Width	9.75 mm[.384 in]
Product Length	30.6 mm[1.204 in]
Row-to-Row Spacing	4.2 mm[.165 in]
Compatible Insulation Diameter Range	1.2 - 3.1 mm[.047 - .122 in]
Wire Size	.12 - 1.4 mm^2

Usage Conditions

Operating Temperature Range	-40 - 105 °C[-40 - 221 °F]

Operation/Application

Shielded	No
Circuit Application	Power

Identification Marking

Circuit Identification Feature	With

Industry Standards

CSA Rating	208567
UL Rating	Recognized
Glow Wire Rating	Glow Wire
Compatible With Agency/Standards Products	CSA, UL
Compatible With Approved Standards Products	UL E28476
UL Flammability Rating	UL 94V-0

Packaging Features

Packaging Method	Box & Tray, Tray

Product Compliance

For compliance documentation, visit the product page on TE.com>

EU RoHS Directive 2011/65/EU	Compliant
EU ELV Directive 2000/53/EC	Compliant
China RoHS 2 Directive MIIT Order No 32, 2016	No Restricted Materials Above Threshold
EU REACH Regulation (EC) No. 1907/2006	Current ECHA Candidate List: JAN 2024 (240) Candidate List Declared Against: JUL 2021 (219) Does not contain REACH SVHC
Halogen Content	Low Halogen - Br, Cl, F, I < 900 ppm per homogenous material. Also BFR/CFR/PVC Free
Solder Process Capability	Wave solder capable to 265°C

Product Compliance Disclaimer

This information is provided based on reasonable inquiry of our suppliers and represents our current actual knowledge based on the information they provided. This information is subject to change. The part numbers that TE has identified as EU RoHS compliant have a maximum concentration of 0.1% by weight in homogenous materials for lead, hexavalent chromium, mercury, PBB, PBDE, DBP, BBP, DEHP, DIBP, and 0.01% for cadmium, or qualify for an exemption to these limits as defined in the Annexes of Directive 2011/65/EU (RoHS2). Finished electrical and electronic equipment products will be CE marked as required by Directive 2011/65/EU. Components may not be CE marked. Additionally, the part numbers that TE has identified as EU ELV compliant have a maximum concentration of 0.1% by weight in homogenous materials for lead, hexavalent chromium, and mercury, and 0.01% for cadmium, or qualify for an exemption to these limits as defined in the Annexes of Directive 2000/53/EC (ELV). Regarding the REACH Regulation, the information TE provides on SVHC in articles for this part number is based on the latest European Chemicals Agency (ECHA) 'Guidance on

requirements for substances in articles' posted at this URL: https://echa.europa.eu/guidance-documents/guidance-on-reach

Compatible Parts

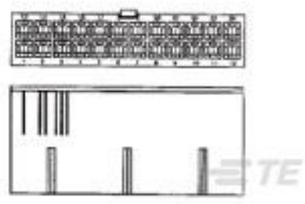

TE Part # 1-1586862-4
14P FH PLUG VAL-U-LOK FH GW



TE Part # 1-1586861-4
14P PM PLUG VAL-U-LOK PM GW



TE Part # 1-2296206-4
14P FH PLUG VAL-U-LOK FH GWT/V0



TE Part # 1-2296207-4
14P PM PLUG VAL-U-LOK PM GWT/V0



TE Part # 1-2825274-4
14P VAL-U-LOK HCS VRTHDR W/PGS GW



TE Part # 1-2825274-6
16P VAL-U-LOK HCS VRTHDR W/PGS GW



TE Part # 1-2825274-8
18P VAL-U-LOK HCS VRTHDR W/PGS GW



TE Part # 2-2825274-2
22P VAL-U-LOK HCS VRTHDR W/PGS GW

Customers Also Bought

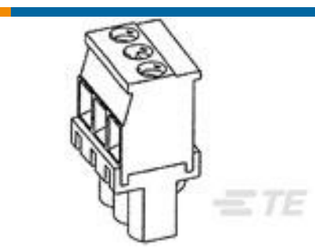

TE Part # 1-284041-0
TERMINAL BLOCK VERTICAL PLUG S

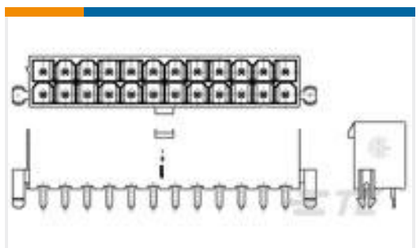

TE Part # 2029265-8
8P VAL-U-LOK VRTHDR W/PGS GW

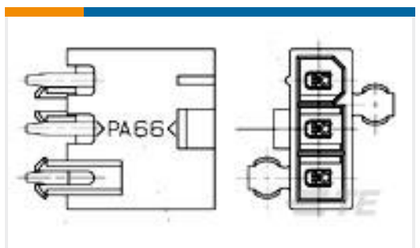

TE Part # 2029181-5
5P VAL-U-LOK VRTHDR W/PGS GW



TE Part # 1-2232511-4
4P, RAST 5 TAB HEADER, TH, VER, SEL

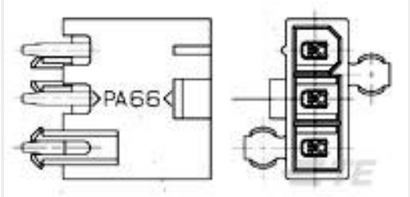

TE Part # 2029181-4
4P VAL-U-LOK VRTHDR W/PGS GW

Documents

Product Drawings

14P VAL-U-LOK VRTHDR W/PGS GW

English

CAD Files

3D PDF

3D

Customer View Model

ENG_CVM_CVM_1-2029265-4_D_c-1-2029265-4-d.2d_dxf.zip

English

Customer View Model

ENG_CVM_CVM_1-2029265-4_D_c-1-2029265-4-d.3d_igs.zip

English

Customer View Model

ENG_CVM_CVM_1-2029265-4_D_c-1-2029265-4-d.3d_stp.zip

English

By downloading the CAD file I accept and agree to the **Terms and Conditions** of use.

Datasheets & Catalog Pages

VAL-U-LOK_GLOW_WIRE_CONNECTORS

English

Product Specifications

Application Specification

English

Instruction Sheets

Instruction Sheet (U.S.)

English

Agency Approvals

UL Report

English