



Connectors > Circular Connectors > Circular Connector Contact Inserts



Circular Connector Insert Type: Pin  
Pole Configuration: 4  
Connector System: Wire-to-Wire  
Number of Positions: 4  
Connector Mounting Type: Cable Mount (Free-Hanging)

Features

Product Type Features

Connector & Contact Terminates To	Wire & Cable
Connector System	Wire-to-Wire

Configuration Features

Number of Positions	4
---------------------	---

Body Features

Primary Product Color	Gray
Circular Connector Insert Type	Pin

Contact Features

Contact Current Rating (Max)	10 A
Pole Configuration	4

Termination Features

Termination Method to Wire & Cable	Crimp Terminal
------------------------------------	----------------

Mechanical Attachment

Connector Mounting Type	Cable Mount (Free-Hanging)
-------------------------	----------------------------



Housing Features

Housing Material	PBT GF10
------------------	----------

Dimensions

Wire Size	.08 - .4 mm <sup>2</sup>
-----------	--------------------------

Usage Conditions

Operating Temperature Range	-20 - 80 °C[-4 - 176 °F]
-----------------------------	--------------------------

Operation/Application

Compatible With Connector Series	Motorman
Circuit Application	Power & Signal

Packaging Features

Packaging Quantity	40
Packaging Method	Carton

Product Compliance

For compliance documentation, visit the product page on TE.com>

EU RoHS Directive 2011/65/EU	Compliant with Exemptions
EU ELV Directive 2000/53/EC	Compliant with Exemptions
China RoHS 2 Directive MIIT Order No 32, 2016	Restricted Materials Above Threshold
EU REACH Regulation (EC) No. 1907/2006	Current ECHA Candidate List: JAN 2024 (240) Candidate List Declared Against: JUNE 2023 (235) SVHC > Threshold: Pb (3.5% in Component) <b>Article Safe Usage Statements:</b> Do not eat, drink or smoke when using this product. Wash thoroughly after handling. Recycle if possible and dispose of the article by following all applicable governmental regulations relevant to your geographic location.
Halogen Content	Not Yet Reviewed for halogen content
Solder Process Capability	Not applicable for solder process capability

Product Compliance Disclaimer

This information is provided based on reasonable inquiry of our suppliers and represents our current actual knowledge based on the information they provided. This information is subject to change. The part numbers that TE has identified as EU RoHS compliant have a maximum concentration of 0.1% by weight in homogenous materials for lead, hexavalent chromium, mercury, PBB, PBDE, DBP, BBP, DEHP, DIBP, and 0.01% for cadmium, or qualify for an exemption to these limits as defined in the Annexes of Directive 2011/65/EU (RoHS2). Finished electrical and electronic equipment products will be CE marked as required by Directive 2011/65/EU. Components may not be CE marked. Additionally, the part numbers that TE has identified as EU ELV compliant have a maximum concentration of 0.1% by weight in homogenous materials for lead, hexavalent chromium, and mercury, and 0.01% for cadmium, or qualify for an exemption to these limits as defined in the Annexes of Directive 2000/53/EC (ELV). Regarding the REACH Regulation, the information TE provides on SVHC in articles for this part number is based on the latest European Chemicals Agency (ECHA) 'Guidance on



requirements for substances in articles' posted at this URL: <https://echa.europa.eu/guidance-documents/guidance-on-reach>

Compatible Parts




TE Part # 1658670-2  
PIN CONTACT, 22-28 AWG, 22 DF, AMPLIMITE




TE Part # 2295893-1  
MALE INSERT HOUSING


Also in the Series | MotorMan




Circular Connector Contact Inserts(2)




Connector Caps & Covers(3)




Connector Hardware(4)




Connector Seals & Cavity Plugs(2)




Connector Strain Relief(2)



Rectangular Connector Hoods & Bases (4)



Rectangular Contact Inserts(5)



Rectangular Power Connectors(2)

Customers Also Bought



TE Part # 2295893-1  
MALE INSERT HOUSING



TE Part # 2295894-1  
SIGNAL HOUSING



TE Part # 2295897-1  
FLANGE SEALING



TE Part # 1-1633924-1  
ANVIL, COMBINATION



TE Part # 2836292-2  
OCEAN\_2.0\_APPLICATOR-S-120F160F-RSA

TE Part # 2836293-2  
OCEAN\_2.0\_APPLICATOR-S-110F140F-RSA

TE Part # 7-1803187-1  
INSULATION CRIMPER

TE Part # 7-2266429-7  
OCEAN\_2.0\_SPARE\_PART\_KIT-062F090F

TE Part # 878630-000  
202K185-3/42-0

TE Part # 184113-1  
TERM,COPALUM R 4/0A 3/0C 1/2

Documents

Product Drawings

MALE INSERT, CRIMP, 4-POS. 22DF CONTACTS

English

CAD Files

3D PDF

3D

Customer View Model

ENG\_CVM\_CVM\_1103426-2\_D.2d\_dxf.zip

English

Customer View Model

ENG\_CVM\_CVM\_1103426-2\_D.3d\_igs.zip

English

Customer View Model

ENG\_CVM\_CVM\_1103426-2\_D.3d\_stp.zip

English

By downloading the CAD file I accept and agree to the [Terms and Conditions](#) of use.

Product Specifications

Product Specification

English