



Terminals & Splices > Splices



Splice Type: **Parallel Splice**

Wire Size: **34 - 35 mm<sup>2</sup>**

Sealable: **No**

Splice Features: **Serrated**

Features

Product Type Features

|  |                        |
|--|------------------------|
| Splice Accessory Type                  | Splice                 |
| Splice Type                            | Parallel Splice        |
| Sealable                               | No                     |
| Compatible With Discrete Wire Type     | Solid, Stranded        |
| Wire Insulation Support Retention Type | Non-Insulation Support |

Configuration Features

|                                   |               |
|-----------------------------------|---------------|
| Compatible With Wire & Cable Type | Discrete Wire |
|-----------------------------------|---------------|


Body Features

|                 |          |
|-----------------|----------|
| Product Weight  | 11.416 g |
| Splice Features | Serrated |

Contact Features

|                       |        |
|-----------------------|--------|
| Contact Base Material | Copper |
| Barrel Type           | Closed |

Mechanical Attachment





|                         |         |
|-------------------------|---------|
| Wire Insulation Support | Without |
|-------------------------|---------|

Dimensions

|                             |                   |
|-----------------------------|-------------------|
| Outside Diameter            | 13.7 mm[.539 in]  |
| Wire Size                   | 52600 - 83700 CMA |
| Barrel Inside Diameter      | 9.39 mm[.37 in]   |
| Terminal Material Thickness | 1.85 mm[.073 in]  |
| Product Length              | 16.26 mm[.64 in]  |

Usage Conditions

|                             |                |
|-----------------------------|----------------|
| Insulation Option           | Uninsulated    |
| Operating Temperature Range | 170 °C[338 °F] |

Operation/Application

|                                    |        |
|------------------------------------|--------|
| Compatible With Wire Base Material | Copper |
|------------------------------------|--------|

Industry Standards

|                             |    |
|-----------------------------|----|
| Government Qualified Splice | No |
|-----------------------------|----|

Packaging Features

|                    |             |
|--------------------|-------------|
| Packaging Quantity | 20          |
| Packaging Method   | Loose Piece |

Product Compliance

For compliance documentation, visit the product page on TE.com>

|   |   |
|---|---|
| EU RoHS Directive 2011/65/EU                  | Compliant   |
| EU ELV Directive 2000/53/EC                   | Compliant   |
| China RoHS 2 Directive MIIT Order No 32, 2016 | No Restricted Materials Above Threshold   |
| EU REACH Regulation (EC) No. 1907/2006        | Current ECHA Candidate List: JAN 2024 (240)<br>Candidate List Declared Against: JAN 2024 (240)<br>Does not contain REACH SVHC |
| Halogen Content                               | Low Halogen - Br, Cl, F, I < 900 ppm per homogenous material. Also BFR/CFR/PVC Free   |
| Solder Process Capability                     | Not applicable for solder process capability  |

Product Compliance Disclaimer



This information is provided based on reasonable inquiry of our suppliers and represents our current actual knowledge based on the information they provided. This information is subject to change. The part numbers that TE has identified as EU RoHS compliant have a maximum concentration of 0.1% by weight in homogenous materials for lead, hexavalent chromium, mercury, PBB, PBDE, DBP, BBP, DEHP, DIBP, and 0.01% for cadmium, or qualify for an exemption to these limits as defined in the Annexes of Directive 2011/65/EU (RoHS2). Finished electrical and electronic equipment products will be CE marked as required by Directive 2011/65/EU. Components may not be CE marked. Additionally, the part numbers that TE has identified as EU ELV compliant have a maximum concentration of 0.1% by weight in homogenous materials for lead, hexavalent chromium, and mercury, and 0.01% for cadmium, or qualify for an exemption to these limits as defined in the Annexes of Directive 2000/53/EC (ELV). Regarding the REACH Regulation, the information TE provides on SVHC in articles for this part number is based on the latest European Chemicals Agency (ECHA) 'Guidance on requirements for substances in articles' posted at this URL: <https://echa.europa.eu/guidance-documents/guidance-on-reach>





Compatible Parts



TE Part # 35187

SPLICE,SOLIS PARA 2

Customers Also Bought

|   |   |  |  |
|---|---|--|--|
| <div></div> <div><p>TE Part # 2-1393250-5</p><p>W28-XQ1A-10=W28-</p></div> | <div></div> <div><p>TE Part # 3-1393250-3</p><p>W28-XQ1A-20=W28</p></div>        | <div></div> <div><p>TE Part # 35187</p><p>SPLICE,SOLIS PARA 2</p></div>             | <div></div> <div><p>TE Part # 34319</p><p>SPLICE,SOLIS PARA 6</p></div>   |
| <div></div> <div><p>TE Part # 34318</p><p>SPLICE,SOLIS PARA 8</p></div>    | <div></div> <div><p>TE Part # 34137</p><p>SPLICE,SOLIS PARA BRZD 16-14</p></div> | <div></div> <div><p>TE Part # 62050-1</p><p>110 FASTON REC 20-16 AWG TPBR</p></div> | <div></div> <div><p>TE Part # 4-1393250-1</p><p>W28-XQ1A-8=W28-</p></div> |



Documents

Product Drawings

SPLICE,SOLIS PARA 2

English

CAD Files

3D PDF

3D

Customer View Model

ENG\_CVM\_CVM\_8-35187-3\_V.2d\_dxf.zip

English

Customer View Model

ENG\_CVM\_CVM\_8-35187-3\_V.3d\_igs.zip

English

Customer View Model

ENG\_CVM\_CVM\_8-35187-3\_V.3d\_stp.zip

English

By downloading the CAD file I accept and agree to the [Terms and Conditions](#) of use.

Agency Approvals

UL Report

English