

TE Internal #: 826469-5
PCB Mount Header, Vertical, Board-to-Board, 10 Position, 2.54 mm
[.1 in] Centerline, Partially Shrouded, Gold, Through Hole - Solder,
AMPMODU Headers

[View on TE.com >](#)



Connectors > PCB Connectors > PCB Headers & Receptacles



PCB Connector Assembly Type: **PCB Mount Header**
PCB Mount Orientation: **Vertical**
Connector System: **Board-to-Board**
Number of Positions: **10**
Number of Rows: **2**

Features

Product Type Features

PCB Connector Assembly Type	PCB Mount Header
Connector System	Board-to-Board
Header Type	Partially Shrouded
Sealable	No
Connector & Contact Terminates To	Printed Circuit Board

Configuration Features

Connector Contact Load Condition	Fully Loaded
PCB Mount Orientation	Vertical
Number of Positions	10
Number of Rows	2
Board-to-Board Configuration	Parallel

Electrical Characteristics

Insulation Resistance	5000 MΩ
Dielectric Withstanding Voltage (Max)	750 Vrms

Body Features

Connector Profile	Standard
Primary Product Color	Black

Contact Features



PCB Contact Termination Area Plating Material Thickness	3 µm
Mating Pin Diameter	.63 mm[.025 in]
Contact Shape & Form	Round
Contact Underplating Material	Nickel
PCB Contact Termination Area Plating Material	Tin
Contact Base Material	Phosphor Bronze
Contact Mating Area Plating Material	Gold
Contact Mating Area Plating Material Thickness	.8 µm[31.5 µin]
Contact Type	Pin
Contact Current Rating (Max)	5 A

Termination Features

Round Termination Post & Tail Diameter	.63 mm[.025 in]
Termination Post & Tail Length	3.2 mm[.126 in]
Termination Method to Printed Circuit Board	Through Hole - Solder

Mechanical Attachment

Mating Retention	With
Mating Retention Type	Detent Latching
Mating Alignment	With
Mating Alignment Type	Polarization
PCB Mount Retention	Without
PCB Mount Alignment	Without
Connector Mounting Type	Board Mount

Housing Features

Centerline (Pitch)	2.54 mm[.1 in]
Housing Material	PCT

Dimensions

Row-to-Row Spacing	2.54 mm[.1 in]
PCB Thickness (Recommended)	1.57 mm[.062 in]

Usage Conditions

Housing Temperature Rating	High
Operating Temperature Range	-65 - 105 °C[-85 - 221 °F]

Operation/Application

--	--



Solder Process Feature	Board Standoff
Circuit Application	Signal

Industry Standards

Compatible With Agency/Standards Products	CSA, UL
Compatible With Approved Standards Products	CSA LR7189, CUL E28476
UL Flammability Rating	UL 94V-0

Packaging Features

Packaging Quantity	200
Packaging Method	Box

Product Compliance

For compliance documentation, visit the product page on [TE.com](#)>

EU RoHS Directive 2011/65/EU	Compliant
EU ELV Directive 2000/53/EC	Compliant
China RoHS 2 Directive MIIT Order No 32, 2016	No Restricted Materials Above Threshold
EU REACH Regulation (EC) No. 1907/2006	Current ECHA Candidate List: JAN 2024 (240) Candidate List Declared Against: JAN 2024 (240) Does not contain REACH SVHC
Halogen Content	Not Low Halogen - contains Br or Cl > 900 ppm.
Solder Process Capability	Pin-in-Paste capable to 260°C

Product Compliance Disclaimer

This information is provided based on reasonable inquiry of our suppliers and represents our current actual knowledge based on the information they provided. This information is subject to change. The part numbers that TE has identified as EU RoHS compliant have a maximum concentration of 0.1% by weight in homogenous materials for lead, hexavalent chromium, mercury, PBB, PBDE, DBP, BBP, DEHP, DIBP, and 0.01% for cadmium, or qualify for an exemption to these limits as defined in the Annexes of Directive 2011/65/EU (RoHS2). Finished electrical and electronic equipment products will be CE marked as required by Directive 2011/65/EU. Components may not be CE marked. Additionally, the part numbers that TE has identified as EU ELV compliant have a maximum concentration of 0.1% by weight in homogenous materials for lead, hexavalent chromium, and mercury, and 0.01% for cadmium, or qualify for an exemption to these limits as defined in the Annexes of Directive 2000/53/EC (ELV). Regarding the REACH Regulation, the information TE provides on SVHC in articles for this part number is based on the latest European Chemicals Agency (ECHA) 'Guidance on requirements for substances in articles' posted at this URL: <https://echa.europa.eu/guidance-documents/guidance-on-reach>

Compatible Parts

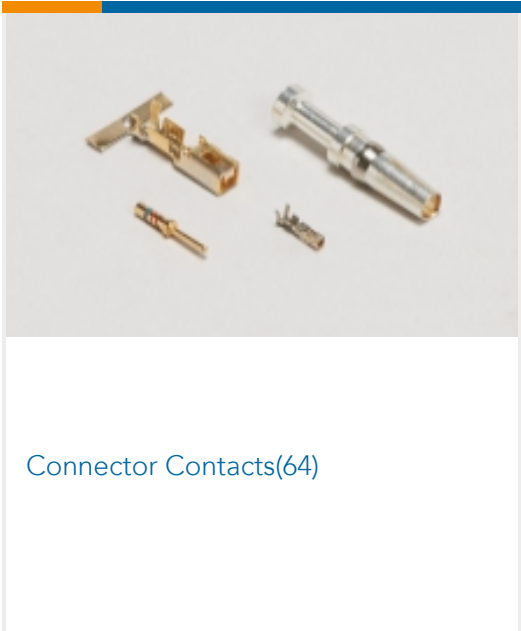


TE Part # 926476-5
MOD 4 HSG

Also in the Series | AMPMODU Headers



Connector Caps & Covers(1)



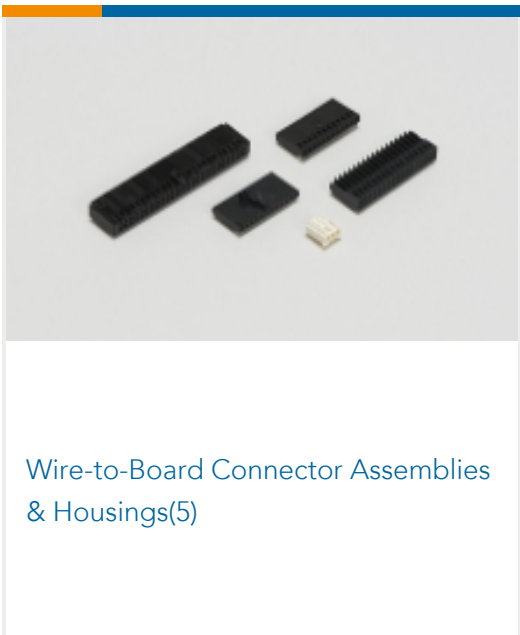
Connector Contacts(64)



Connector Hardware(2)



PCB Headers & Receptacles(4349)



Wire-to-Board Connector Assemblies
& Housings(5)

Customers Also Bought



TE Part # 1-292161-0
CT P/HDR ASSY V 10P W/KINK NAT



TE Part # 1-770858-0
10P MINI UMNHL HDR ASSY SNDBL L



TE Part # 2331450-4
04P MTA100 HDR ASSY,SM,FL,SN, HT, T&R



TE Part # 350833-4
04P UMNHL HDR ASSY PC 94VO LF




TE Part # 1-826469-3
2X13P MOD II SHROUDED HEADER, ST



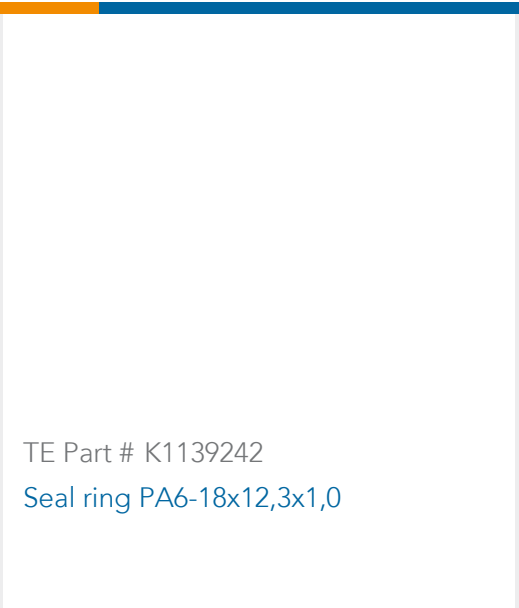
TE Part # K1139243
Bellow compl. FMQ 08-80-666



TE Part # 254262-E
SMCQ 12 F AB VV 7-03 CL * 0007 137 E002



TE Part # 2-1768423-0
LBG-U-03417/1/ETI3344



Documents

Product Drawings

2X5P MOD II SHROUDED HEADER, ST

English

CAD Files

3D PDF

3D

Customer View Model

ENG_CVM_CVM_826469-5_E.2d_dxf.zip

English

Customer View Model

ENG_CVM_CVM_826469-5_E.3d_igs.zip

English

Customer View Model

ENG_CVM_CVM_826469-5_E.3d_stp.zip

English

By downloading the CAD file I accept and agree to the [Terms and Conditions](#) of use.

Agency Approvals

UL Report

English