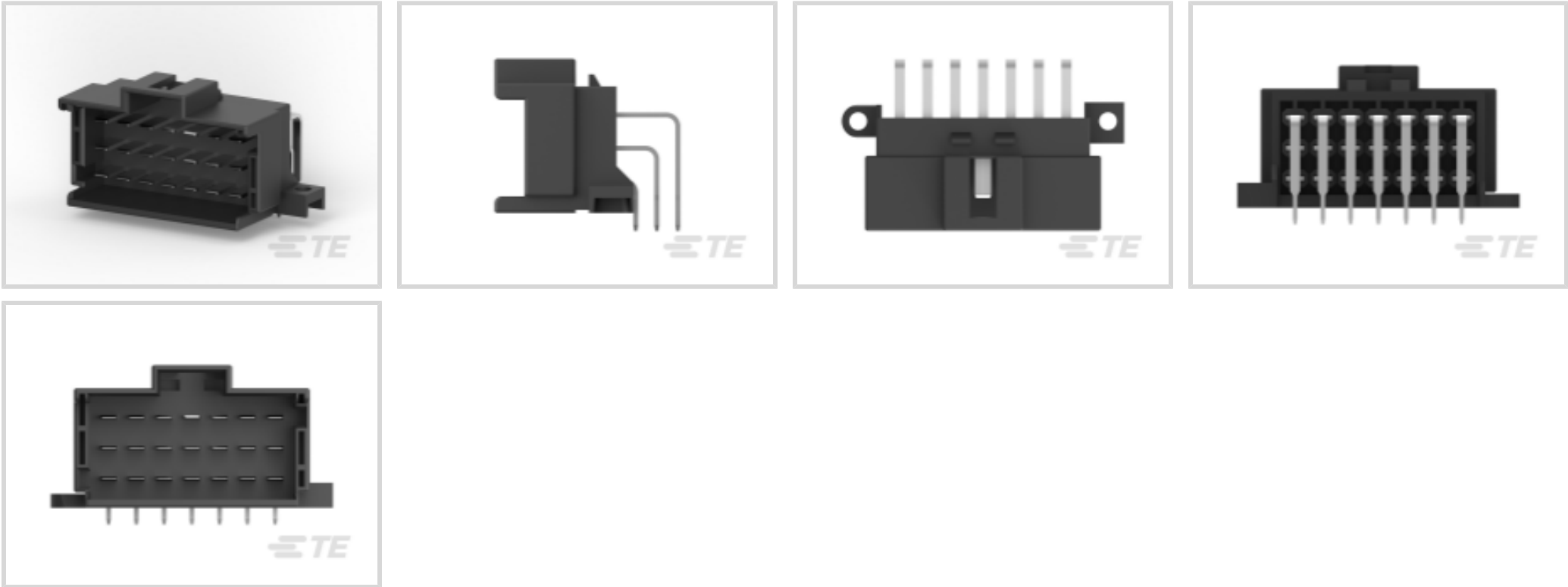




Connectors > PCB Connectors > PCB Headers & Receptacles > AMP MCP Unsealed Headers



Connector System: **Wire-to-Board**  
Number of Positions: **21**  
Centerline (Pitch): **3.5 mm [ .138 in ]**  
Sealable: **No**  
PCB Mount Orientation: **Horizontal**

[All AMP MCP Unsealed Headers \(17\)](#)

Features

Product Type Features

Mixed & Hybrid Header	No
Connector Shape	Rectangular
PCB Connector Assembly Type	PCB Mount Header
Header Type	Fully Shrouded
Connector System	Wire-to-Board
Sealable	No
Connector & Contact Terminates To	Printed Circuit Board

Configuration Features

Number of Signal Positions	21
Number of Positions	21
PCB Mount Orientation	Horizontal
Number of Rows	3



Electrical Characteristics

Nominal Voltage Architecture	12 V, 24 V
Operating Voltage	24 VDC

Body Features

Primary Product Color	Black
Connector & Keying Code	A

Contact Features

Contact Size	3mm
Contact Type	Tab
Mating Tab Width	2.8 mm[.11 in]
Mating Tab Thickness	.8 mm[.031 in]
Contact Mating Area Plating Material	Tin

Termination Features

Termination Method to Printed Circuit Board	Through Hole - Solder
---	-----------------------

Mechanical Attachment

Mounting Holes	With
Mating Retention	With
Mating Alignment	With
PCB Mount Alignment	Without
Panel Mount Feature	With
PCB Mount Retention	Without
PCB Mount Retention Type	Solder Tail
Mating Retention Type	Locking Interface
Connector Mounting Type	Panel Mount

Housing Features

Centerline (Pitch)	3.5 mm[.138 in]
--------------------	-----------------

Dimensions

Connector Length	51 mm[2.008 in]
Connector Width	20.3 mm[.791 in]
Profile Height from PCB	26.2 mm[1.031 in]

Usage Conditions

Operating Temperature (Max)	65 °C, 70 °C, 75 °C, 80 °C, 85 °C, 90 °C, 100
-----------------------------	---



	°C[149 °F][158 °F][167 °F][176 °F][185 °F] [194 °F][212 °F]
--	--

Operating Temperature Range

-40 - 100 °C[-40 - 212 °F]

Operation/Application

Shielded	No
Circuit Application	Signal

Industry Standards

UL Flammability Rating	UL 94HB
------------------------	---------

Packaging Features

Packaging Quantity	112
Packaging Method	Tray

Product Compliance

[For compliance documentation, visit the product page on TE.com>](#)

EU RoHS Directive 2011/65/EU	Compliant
EU ELV Directive 2000/53/EC	Compliant
China RoHS 2 Directive MIIT Order No 32, 2016	No Restricted Materials Above Threshold
EU REACH Regulation (EC) No. 1907/2006	Current ECHA Candidate List: JAN 2024 (240) Candidate List Declared Against: JAN 2024 (240) Does not contain REACH SVHC
Halogen Content	BFR/CFR/PVC Free, but Br/Cl >900 ppm in other sources.
Solder Process Capability	Wave solder capable to 260°C

Product Compliance Disclaimer

This information is provided based on reasonable inquiry of our suppliers and represents our current actual knowledge based on the information they provided. This information is subject to change. The part numbers that TE has identified as EU RoHS compliant have a maximum concentration of 0.1% by weight in homogenous materials for lead, hexavalent chromium, mercury, PBB, PBDE, DBP, BBP, DEHP, DIBP, and 0.01% for cadmium, or qualify for an exemption to these limits as defined in the Annexes of Directive 2011/65/EU (RoHS2). Finished electrical and electronic equipment products will be CE marked as required by Directive 2011/65/EU. Components may not be CE marked. Additionally, the part numbers that TE has identified as EU ELV compliant have a maximum concentration of 0.1% by weight in homogenous materials for lead, hexavalent chromium, and mercury, and 0.01% for cadmium, or qualify for an exemption to these limits as defined in the Annexes of Directive 2000/53/EC (ELV). Regarding the REACH Regulation, the information TE provides on SVHC in articles for this part number is based on the latest European Chemicals Agency (ECHA) 'Guidance on requirements for substances in articles' posted at this URL: <https://echa.europa.eu/guidance-documents/guidance-on-reach>

Compatible Parts




TE Part # CAT-T4827-CH8172  
Timer Connector Housing



TE Part # 6-968975-1  
MCP2.8 GEH ASSY 21P


Also in the Series | AMP MCP Connector System




Automotive Connector Caps & Covers  
(23)




Automotive Connector Locks &  
Position Assurance(4)




Automotive Housings(291)




Automotive Terminals(110)



Connector Seals & Cavity Plugs(6)



Insertion & Extraction Tools(13)



Other Automotive Connector  
Accessories(2)



PCB Headers & Receptacles(28)

Customers Also Bought



TE Part # 1-1318983-6  
DYNAMIC D-5200M ALPHA HDR  
ASSY 4P XX AG



TE Part # 9-966140-1  
AMP MCP Unsealed Headers




TE Part # 8-966140-6  
TAB HEADER 2.8 X 0.8 MM 21 POS



TE Part # 1379114-3  
12pos MQS .63 header 180deg




TE Part # 2304168-6  
4P MATE-AX, HDR ASSY,90 DEG,COD  
F



TE Part # 1372214-8  
THREADED SPINDLE



TE Part # 2030180-1  
SLIDE, LINEAR WAY L, C-SLEEVE,  
STANDARD



TE Part # 5-659650-0  
SPRING, COMPRESSION



Documents

Product Drawings

MESSERLEISTE 21P

English

CAD Files

Customer View Model

ENG\_CVM\_CVM\_9-966140-6\_F.2d\_dxf.zip

English

3D PDF

3D

Customer View Model

ENG\_CVM\_CVM\_9-966140-6\_F.3d\_igs.zip

English

Customer View Model

ENG\_CVM\_CVM\_9-966140-6\_F.3d\_stp.zip

English

By downloading the CAD file I accept and agree to the [Terms and Conditions](#) of use.

Product Specifications

Application Specification

English