3-794682-2 ✔ ACTIVE

MATE-N-LOK | Micro MATE-N-LOK

TE Internal #: 3-794682-2

Rectangular Power Connectors, Header, Plug, Wire-to-Board, 2 Position, 3 mm [.118 in] Centerline, Printed Circuit Board, UL 94V-0, Micro MATE-N-LOK

View on TE.com >

Connectors > Power Connectors > Rectangular Power > Rectangular Power Connectors







Rectangular Power Connector Type: **Header**

Connector & Housing Type: **Plug**

Connector System: **Wire-to-Board**

Number of Positions: **2**

Centerline (Pitch): **3 mm [.118 in]**

Features

Product Type Features

Header Type	Fully Shrouded
Rectangular Power Connector Type	Header
Connector & Housing Type	Plug
Connector System	Wire-to-Board
Sealable	No
Connector & Contact Terminates To	Printed Circuit Board

Configuration Features

Number of Positions	2
PCB Mount Orientation	Vertical
Number of Power Positions	2
Number of Rows	2

Electrical Characteristics

Operating Voltage	250 VDC

Contact Features

Multiple Contact Types	Without
PCB Contact Termination Area Plating Material Thickness	2.54 µm[100 µin]
Contact Mating Area Plating Material	Gold
Contact Current Rating (Max)	5 A
Contact Retention Within Housing	Without
Contact Type	Pin
PCB Contact Termination Area Plating Material	Tin
Contact Mating Area Plating Material Thickness	.76 µm[30 µin]

Termination Features

Termination Post & Tail Length	3.18 mm[.125 in]
Termination Method to Printed Circuit Board	Through Hole - Solder

Mechanical Attachment

Mating Alignment Type	Polarization
Mating Retention	With
Mating Alignment	With
PCB Mount Alignment	Without
Panel Mount Feature	Without
PCB Mount Retention	With
PCB Mount Retention Type	Boardlock, Retention Bump
Mating Retention Type	Locking Tab
Connector Mounting Type	Board Mount

Housing Features

PCB Mount Retention Material	Phosphor Bronze
Centerline (Pitch)	3 mm[.118 in]
Housing Color	Black
Housing Material	Nylon

Dimensions

Connector Height	13.97 mm
PCB Thickness (Recommended)	1.57 mm[.062 in]
Product Width	6.86 mm
Product Length	7 mm
Row-to-Row Spacing	3 mm[.118 in]

Usage Conditions

Operating Temperature Range	-40 - 105 °C[-40 - 221 °F]

Operation/Application

Circuit Application	Power

Industry Standards

CSA Rating	Certified, LR 7189
Glow Wire Material Rating	Material with GWFI 850°C, Material with GWIT ≥ 775°C
UL Rating	Recognized
Compatible With Agency/Standards Products	CNR, USR, VDE
Compatible With Approved Standards Products	UL E28476, VDE 40005280
UL Flammability Rating	UL 94V-0
Glow Wire Rating	GWT 750°C (Without Flame)

Packaging Features

Packaging Quantity	533
Packaging Method	Box & Tray, Tray

Product Compliance

For compliance documentation, visit the product page on TE.com>

EU RoHS Directive 2011/65/EU	Compliant
EU ELV Directive 2000/53/EC	Compliant
China RoHS 2 Directive MIIT Order No 32, 2016	No Restricted Materials Above Threshold
EU REACH Regulation (EC) No. 1907/2006	Current ECHA Candidate List: JAN 2024 (240) Candidate List Declared Against: JAN 2024 (240) Does not contain REACH SVHC
Halogen Content	Low Halogen - Br, Cl, F, I < 900 ppm per homogenous material. Also BFR/CFR/PVC Free
Solder Process Capability	Reflow solder capable to 260°C

Product Compliance Disclaimer

This information is provided based on reasonable inquiry of our suppliers and represents our current actual knowledge based on the information they provided. This information is subject to change. The part numbers that TE has identified as EU RoHS compliant have a maximum concentration of 0.1% by weight in homogenous materials for lead, hexavalent chromium, mercury, PBB, PBDE, DBP, BBP, DEHP, DIBP, and 0.01% for cadmium, or qualify for an exemption to these limits as defined in the Annexes of Directive 2011/65/EU (RoHS2). Finished electrical and electronic equipment products

will be CE marked as required by Directive 2011/65/EU. Components may not be CE marked. Additionally, the part numbers that TE has identified as EU ELV compliant have a maximum concentration of 0.1% by weight in homogenous materials for lead, hexavalent chromium, and mercury, and 0.01% for cadmium, or qualify for an exemption to these limits as defined in the Annexes of Directive 2000/53/EC (ELV). Regarding the REACH Regulation, the information TE provides on SVHC in articles for this part number is based on the latest European Chemicals Agency (ECHA) 'Guidance on requirements for substances in articles' posted at this URL: https://echa.europa.eu/guidance-documents/guidance-on-reach

Compatible Parts



TE Part # 794617-2
2POS,MICRO MNL,RCPT HSG

Also in the Series | Micro MATE-N-LOK



Connector Contacts(27)



Insertion & Extraction Tools(1)



Rectangular Power Connectors(469)

Customers Also Bought



TE Part # HPP845E131R5
HTU21DF RH/T SENSOR IC B5000

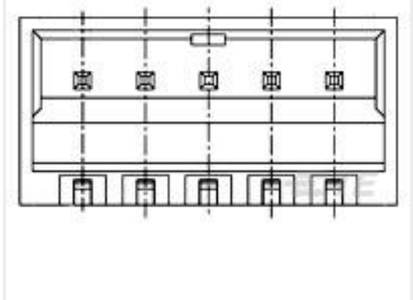

TE Part # 5-1775444-7
EMIX CONN., 1.5MM PITCH, HDR, R /A, 7P



TE Part # 2-1879378-3
TLR 2512 3.0W R0015 1% 50PPM 2K RL



TE Part # 5-104363-5
06 MTE HDR SRST LATCH .100CL



TE Part # 5-104363-1
02 MTE HDR SRST LATCH .100CL

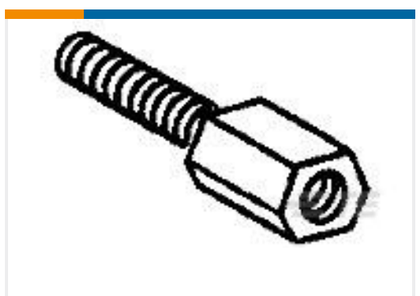

TE Part # 5205818-2
FEMALE SCREWLOCK,PLTD



TE Part # 2-1445091-2
MICRO MNL HDR ASSY S/ROW AU LF



TE Part # 3-794681-4
04P MICRO MNL ASSY,VRT,THRU,LF



TE Part # 3-794681-6
06P MICRO MNL ASSY,VRT,THRU,LF

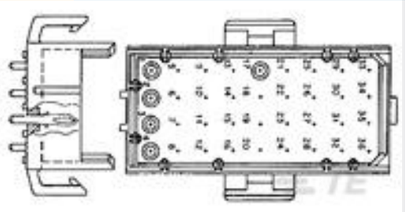

TE Part # 2-640500-2
06P MR HDR ASSY VO LF

Documents

Product Drawings

02P MICRO MNL ASSY,VRT,THRU,LF

English

CAD Files

3D PDF

3D

Customer View Model

ENG_CVM_CVM_3-794682-2_G1.2d_dxf.zip

English

Customer View Model

ENG_CVM_CVM_3-794682-2_G1.3d_igs.zip

English

Customer View Model

ENG_CVM_CVM_3-794682-2_G1.3d_stp.zip

English

By downloading the CAD file I accept and agree to the Terms and Conditionsof use.

Datasheets & Catalog Pages

SOFT_SHELL_PIN_AND_SOCKET_CONNECTORS_CATALOG

English

MICRO MATE-N-LOK CONNECTOR SYSTEM

English

Product Specifications

Application Specification

English

Agency Approvals

VDE Certificate

English