3-215882-4 ✔ ACTIVE

AMP-LATCH | AMP-LATCH - NOVO

TE Internal #: 3-215882-4

Ribbon Cable Connectors, Wire-to-Board, 34 Position, 2.54 mm [.1 in] Centerline, 2 Row, Receptacle, AMP-LATCH - NOVO

View on TE.com >

Connectors > PCB Connectors > Wire-to-Board Connectors > FFC, FPC & Ribbon Connectors > Ribbon Cable Connectors

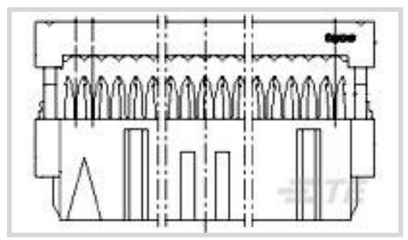

Connector System: **Wire-to-Board**

Number of Positions: **34**

Centerline (Pitch): **2.54 mm [.1 in]**

Row-to-Row Spacing: **2.54 mm [.1 in]**

Number of Rows: **2**

Features

Product Type Features

Connector Product Type	Connector Assembly
Connector System	Wire-to-Board
Connector & Housing Type	Receptacle
Connector & Contact Terminates To	Wire & Cable

Configuration Features

Number of Positions	34
Number of Rows	2

Body Features

Primary Product Color	Black

Contact Features

Mating Square Post Dimension	.64 mm[.025 in]
Mating Pin Diameter	.64 mm[.025 in]
Wire Contact Termination Area Plating Thickness	2.54 µm[100 µin]
Wire Contact Termination Area Plating Material	Tin
	30 µin
Contact Mating Area Plating Material	Gold
Contact Current Rating (Max)	1 A

Termination Features

Termination Method to Wire & Cable	Insulation Displacement (IDC)

Mechanical Attachment

Mating Alignment Type	Polarization
Mating Retention	Without
Connector Mounting Type	Cable Mount (Free-Hanging)

Housing Features

Centerline (Pitch)	2.54 mm[.1 in]

Dimensions

Row-to-Row Spacing	2.54 mm[.1 in]

Usage Conditions

Operating Temperature Range	-55 - 125 °C[-67 - 257 °F]

Operation/Application

Circuit Application	Signal

Product Compliance

For compliance documentation, visit the product page on TE.com>

EU RoHS Directive 2011/65/EU	Compliant
EU ELV Directive 2000/53/EC	Compliant
China RoHS 2 Directive MIIT Order No 32, 2016	No Restricted Materials Above Threshold
EU REACH Regulation (EC) No. 1907/2006	Current ECHA Candidate List: JAN 2024 (240) Candidate List Declared Against: JAN 2024 (240) Does not contain REACH SVHC
Halogen Content	Not Low Halogen - contains Br or Cl > 900 ppm.
Solder Process Capability	Not applicable for solder process capability

Product Compliance Disclaimer

This information is provided based on reasonable inquiry of our suppliers and represents our current actual knowledge based on the information they provided. This information is subject to change. The part numbers that TE has identified as EU RoHS compliant have a maximum concentration of 0.1% by weight in homogenous materials for lead, hexavalent chromium, mercury, PBB, PBDE, DBP, BBP, DEHP, DIBP, and 0.01% for cadmium, or qualify for an exemption to these limits as defined in the Annexes of Directive 2011/65/EU (RoHS2). Finished electrical and electronic equipment products will be CE marked as required by Directive 2011/65/EU. Components may not be CE marked. Additionally, the part numbers that TE has identified as EU ELV compliant have a maximum concentration of 0.1% by weight in homogenous materials for lead, hexavalent chromium, and mercury, and 0.01% for cadmium, or qualify for an exemption to these limits as defined in the Annexes of Directive 2000/53/EC (ELV). Regarding the REACH Regulation, the information TE provides

on SVHC in articles for this part number is based on the latest European Chemicals Agency (ECHA) 'Guidance on requirements for substances in articles' posted at this URL: https://echa.europa.eu/guidance-documents/guidance-on-reach

Compatible Parts

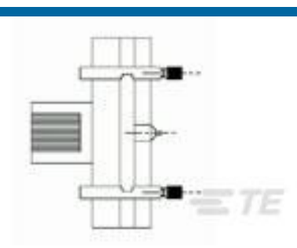

TE Part # 734144-1
ADAPTER (ITALIAN)

Also in the Series | AMP-LATCH - NOVO



Connector Caps & Covers(10)



Ribbon Cable Connectors(46)

Customers Also Bought



TE Part # DT04-2P-CE02
REC, 2P, BLK, E



TE Part # 770018-1
03P UMNLII IN-LNE PLUG HSG KIT

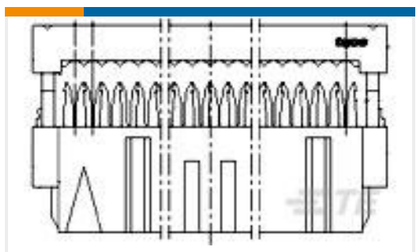

TE Part # 5-215882-0
50 WAY GREY MK II RECEP



TE Part # 1-1879217-0
CPF 0603 330K 0.1% 25PPM 1K RL



TE Part # 1-100103-4
14P.A/L.STRAIN REL.



TE Part # 926898-7
UNIV MNL SPLIT PIN LP

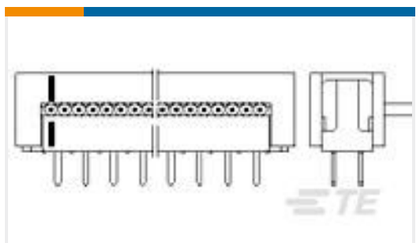

TE Part # 3-216093-4
AMP-LATCH PRE-ASSY DIL WITHO



TE Part # 2-2176474-0
RA73F 1J 866R 0.1% 1K RL

TE Part # 2-1393560-5
V42254A 142V 1=SUB D BOLZENSA



TE Part # 1-1971906-2
HEADER ASSY 4POS,KEYING-A,NEW GIC3.3

Documents

Product Drawings

LATCH BU-STECK

English

CAD Files

Customer View Model

ENG_CVM_CVM_3-215882-4_G.2d_dxf.zip

English

3D PDF

3D

Customer View Model

ENG_CVM_CVM_3-215882-4_G.3d_igs.zip

English

Customer View Model

ENG_CVM_CVM_3-215882-4_G.3d_stp.zip

English

By downloading the CAD file I accept and agree to the Terms and Conditionsof use.

Product Specifications

Application of AMP-LATCH, Ribbon Cable Connectors

English

Application Specification

English