3-60803-1 ✔ ACTIVE

AMP-IN

TE Internal #: 3-60803-1

PCB Terminals, Receptacle, PCB Hole Diameter 1.17 - 1.27 mm [. 046 - .05 in], Through Hole - Press-Fit, Gold Plating, Nickel, Loose Piece

View on TE.com >

Terminals & Splices > PCB Terminals







PCB Terminal Type: **Receptacle**

PCB Thickness (Recommended): **1.6 - 2.39 mm [.063 - .094 in]**

PCB Hole Diameter: **1.17 - 1.27 mm [.046 - .05 in]**

Mating Pin Diameter: **1.47 mm [.058 in]**

Profile Height from PCB: **5.33 mm [.212 in]**

Features

Product Type Features

Terminal Features	Stud Hole

Contact Features

PCB Contact Termination Area Plating Material Thickness	3.81 µm[150 µin]
Contact Underplating Material Thickness	1.27 µm[50 µin]
Contact Mating Area Plating Material Thickness	.76 µm[30 µin]
PCB Terminal Type	Receptacle
Mating Pin Diameter	1.47 mm[.058 in]
Terminal Plating Material	Gold
Contact Underplating Material	Nickel
Terminal Size	Miniature
Terminal Orientation	Straight

Termination Features

Termination Method to Printed Circuit Board	Through Hole - Press-Fit
Product Terminates To	Printed Circuit Board

Mechanical Attachment

Wire Insulation Support	Without

Dimensions

Extension Below Board	1.42 mm[.055 in]
Terminal Material Thickness	.25 mm[.01 in]
PCB Thickness (Recommended)	1.6 - 2.39 mm[.063 - .094 in]
PCB Hole Diameter	1.17 - 1.27 mm[.046 - .05 in]
Profile Height from PCB	5.33 mm[.212 in]

Usage Conditions

Insulation Option	Uninsulated
Operating Temperature Range	-55 - 105 °C[-67 - 221 °F]

Packaging Features

Packaging Quantity	1000
Packaging Method	Loose Piece

Product Compliance

For compliance documentation, visit the product page on TE.com>

EU RoHS Directive 2011/65/EU	Compliant
EU ELV Directive 2000/53/EC	Compliant
China RoHS 2 Directive MIIT Order No 32, 2016	No Restricted Materials Above Threshold
EU REACH Regulation (EC) No. 1907/2006	Current ECHA Candidate List: JAN 2024 (240) Candidate List Declared Against: JAN 2024 (240) Does not contain REACH SVHC
Halogen Content	Low Halogen - Br, Cl, F, I < 900 ppm per homogenous material. Also BFR/CFR/PVC Free
Solder Process Capability	Wave solder capable to 265°C

Product Compliance Disclaimer

This information is provided based on reasonable inquiry of our suppliers and represents our current actual knowledge based on the information they provided. This information is subject to change. The part numbers that TE has identified as EU RoHS compliant have a maximum concentration of 0.1% by weight in homogenous materials for lead, hexavalent chromium, mercury, PBB, PBDE, DBP, BBP, DEHP, DIBP, and 0.01% for cadmium, or qualify for an exemption to these limits as defined in the Annexes of Directive 2011/65/EU (RoHS2). Finished electrical and electronic equipment products will be CE marked as required by Directive 2011/65/EU. Components may not be CE marked. Additionally, the part numbers that TE has identified as EU ELV compliant have a maximum concentration of 0.1% by weight in homogenous materials for lead, hexavalent chromium, and mercury, and 0.01% for cadmium, or qualify for an exemption to these limits

as defined in the Annexes of Directive 2000/53/EC (ELV). Regarding the REACH Regulation, the information TE provides on SVHC in articles for this part number is based on the latest European Chemicals Agency (ECHA) 'Guidance on requirements for substances in articles' posted at this URL: https://echa.europa.eu/guidance-documents/guidance-on-reach

Compatible Parts



TE Part # 689141-1
INSERTION TOOL



TE Part # 3-60753-2
.058 DIA PIN TPBR

Customers Also Bought



TE Part # 647401-3
03P SL156 HSG W/RAMP,LRG OPEN



TE Part # 2-5331677-2
SOCKET,MIN-SPR W/H SN-AU SER-3



TE Part # 2-179694-3
2MM CT MT REC ASSY 3P GRAY



TE Part # 6609116-1
1EHG1-2=F7702 S0



TE Part # 66107-3
III+ PIN,26-24,15AU/FL,LP

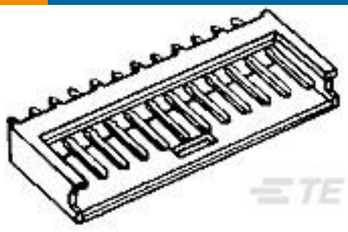

TE Part # 280374-2
10P AMPMODU II SHRD HDR, ST, 0.38 AU



TE Part # 280373-1
8P AMPMODU II SHRD HDR, ST, TIN



TE Part # 1981584-1
MICRO USB, TYPE A/B, GRAY



TE Part # 1571563-9
FSM8JSMATR=TACT,SMT,T&R



TE Part # 3-1879453-8
TE 1000W 1K2 5% Bracket

Documents

Product Drawings

.058 DIA PIN PC AUSN/NI/PHBZ LF

English

CAD Files

Customer View Model

ENG_CVM_3-60803-1_AJ1.3d_igs.zip

English

Customer View Model

ENG_CVM_3-60803-1_AJ1.3d_stp.zip

English

Customer View Model

ENG_CVM_3-60803-1_AJ1.2d_dxf.zip

English

3D PDF

English

3D PDF

3D

Customer View Model

ENG_CVM_CVM_3-60803-1_N.2d_dxf.zip

English

Customer View Model

ENG_CVM_CVM_3-60803-1_N.3d_igs.zip

English

Customer View Model

ENG_CVM_CVM_3-60803-1_N.3d_stp.zip

English

By downloading the CAD file I accept and agree to the Terms and Conditionsof use.

Datasheets & Catalog Pages

PRINTED CIRCUIT BOARD TERMINALS AND DISCONNECTS

English

Product Specifications

Application Specification

English