




Connectors > Connector Accessories > Connector Hardware



Hardware Accessory Function: **Latching, Locking & Retention**

Connector Hardware Accessory Type: **Secondary Lock**

Primary Product Color: **White**

Operating Temperature (Max): **105 °C [221 °F]**

Operating Temperature Range: **-55 - 105 °C [-67 - 221 °F]**

Features

Product Type Features

Hardware Accessory Function	Latching, Locking & Retention
Connector Hardware Accessory Type	Secondary Lock

Body Features

Primary Product Color	White
-----------------------	-------

Usage Conditions

Operating Temperature (Max)	105 °C[221 °F]
Operating Temperature Range	-55 - 105 °C[-67 - 221 °F]

Industry Standards

UL Flammability Rating	UL 94V-0
------------------------	----------

Packaging Features

Packaging Quantity	5000
Packaging Method	Bag

Product Compliance

[For compliance documentation, visit the product page on TE.com>](#)



EU RoHS Directive 2011/65/EU	Compliant
EU ELV Directive 2000/53/EC	Compliant
China RoHS 2 Directive MIIT Order No 32, 2016	No Restricted Materials Above Threshold
EU REACH Regulation (EC) No. 1907/2006	Current ECHA Candidate List: JAN 2024 (240) Candidate List Declared Against: JAN 2024 (240) Does not contain REACH SVHC
Halogen Content	Not Low Halogen - contains Br or Cl > 900 ppm.
Solder Process Capability	Not applicable for solder process capability

Product Compliance Disclaimer

This information is provided based on reasonable inquiry of our suppliers and represents our current actual knowledge based on the information they provided. This information is subject to change. The part numbers that TE has identified as EU RoHS compliant have a maximum concentration of 0.1% by weight in homogenous materials for lead, hexavalent chromium, mercury, PBB, PBDE, DBP, BBP, DEHP, DIBP, and 0.01% for cadmium, or qualify for an exemption to these limits as defined in the Annexes of Directive 2011/65/EU (RoHS2). Finished electrical and electronic equipment products will be CE marked as required by Directive 2011/65/EU. Components may not be CE marked. Additionally, the part numbers that TE has identified as EU ELV compliant have a maximum concentration of 0.1% by weight in homogenous materials for lead, hexavalent chromium, and mercury, and 0.01% for cadmium, or qualify for an exemption to these limits as defined in the Annexes of Directive 2000/53/EC (ELV). Regarding the REACH Regulation, the information TE provides on SVHC in articles for this part number is based on the latest European Chemicals Agency (ECHA) 'Guidance on requirements for substances in articles' posted at this URL: <https://echa.europa.eu/guidance-documents/guidance-on-reach>

Compatible Parts

TE Part # 1600960-1

CONT 8-10AWG PWR BLANK STRIP

Customers Also Bought

TE Part # 1-5499786-0
AMP-LATCH UNIVERSAL HEADERS

TE Part # 66104-1
III+ SKT,24-20,30AU>10,STRIP

TE Part # 4-1734506-4
RCPT, 2.0MM, 42P,VRT MT, 8 Au", 2.6 ST

TE Part # 2-1445088-3
MICRO MNL HDR ASSY S/ROW AU LF







TE Part # 8-35247-2
TERMINAL, SOLIS R 8 1/4



TE Part # 3-641191-3
03P MTA100 CONN ASSY WHT LF



TE Part # 85489-7
MOD I RECP PLTD 30 SEL



TE Part # 223363-E
STVH15 15 M ZD VV 3-00 LAFD * A098 199 E

Documents

Product Drawings

INSERT MBXL 2 SIGNAL LOCK 4POS

English

CAD Files

3D PDF

3D

Customer View Model

ENG_CVM_CVM_1600902-1_C.2d_dxf.zip

English

Customer View Model

ENG_CVM_CVM_1600902-1_C.3d_igs.zip

English

Customer View Model

ENG_CVM_CVM_1600902-1_C.3d_stp.zip

English

By downloading the CAD file I accept and agree to the [Terms and Conditions](#) of use.

Datasheets & Catalog Pages

POWER_CONNECTORS_CATALOG_SEC02_CABLE_MOUNTED

English

Product Specifications

Application Specification

English

Application Specification

English