34203 ✔ ACTIVE

PLASTI-GRIP

TE Internal #: 34203

Splices, Butt Splice, 22 - 16 AWG Wire Size, .3 - 1.42 mm² Wire Size, Serrated, 509 - 3260 CMA Wire Size, Copper, Red, PLASTI-GRIP

View on TE.com >

Terminals & Splices > Splices



Splice Type: **Butt Splice**

Wire Size: **.3 - 1.42 mm²**

Sealable: **No**

Splice Features: **Serrated**

Features

Product Type Features

Splice Accessory Type	Splice
Splice Type	Butt Splice
Sealable	No
Compatible With Discrete Wire Type	Solid, Stranded
Wire Insulation Support Retention Type	Insulation Support

Configuration Features

Compatible With Wire & Cable Type	Discrete Wire

Body Features

Insulation Material	Vinyl
Product Weight	.321 g
Splice Features	Serrated
Primary Product Color	Red

Contact Features

Contact Base Material	Copper
Barrel Type	Closed

Mechanical Attachment

Wire Insulation Support	With

Dimensions

Wire Size	509 - 3260 CMA
Compatible Insulation Diameter Range	4.34 mm[.171 in]
Product Length	26.16 mm[1.03 in]

Usage Conditions

Insulation Option	Fully Insulated
Operating Temperature Range	90 °C[221 °F]

Operation/Application

Compatible With Wire Base Material	Copper

Industry Standards

Government Qualified Splice	No

Packaging Features

Packaging Quantity	1000
Packaging Method	Loose Piece

Product Compliance

For compliance documentation, visit the product page on TE.com>

EU RoHS Directive 2011/65/EU	Compliant
EU ELV Directive 2000/53/EC	Compliant
China RoHS 2 Directive MIIT Order No 32, 2016	No Restricted Materials Above Threshold
EU REACH Regulation (EC) No. 1907/2006	Current ECHA Candidate List: JAN 2024 (240) Candidate List Declared Against: JAN 2024 (240) Does not contain REACH SVHC
Halogen Content	Not Low Halogen - contains Br or Cl > 900 ppm.
Solder Process Capability	Not applicable for solder process capability

Product Compliance Disclaimer

This information is provided based on reasonable inquiry of our suppliers and represents our current actual knowledge based on the information they provided. This information is subject to change. The part numbers that TE has identified as EU RoHS compliant have a maximum concentration of 0.1% by weight in homogenous materials for lead, hexavalent chromium, mercury, PBB, PBDE, DBP, BBP, DEHP, DIBP, and 0.01% for cadmium, or qualify for an exemption to these limits as defined in the Annexes of Directive 2011/65/EU (RoHS2). Finished electrical and electronic equipment products

will be CE marked as required by Directive 2011/65/EU. Components may not be CE marked. Additionally, the part numbers that TE has identified as EU ELV compliant have a maximum concentration of 0.1% by weight in homogenous materials for lead, hexavalent chromium, and mercury, and 0.01% for cadmium, or qualify for an exemption to these limits as defined in the Annexes of Directive 2000/53/EC (ELV). Regarding the REACH Regulation, the information TE provides on SVHC in articles for this part number is based on the latest European Chemicals Agency (ECHA) 'Guidance on requirements for substances in articles' posted at this URL: https://echa.europa.eu/guidance-documents/guidance-on-reach

Compatible Parts



TE Part # 47386
DAHT PG PIDG 26-16 ASSY



TE Part # 58433-3
PRO CR ASSY, RBY IS9252



TE Part # 58423-1
DIE, RBY IS9252



TE Part # 45160
DAHT PG 22-16 ASSY



TE Part # 169404
CERTI-LOK DIE



TE Part # 1SET191001R0000
CRIMP-HT

Also in the Series | PLASTI-GRIP



Compression Connectors(3)



Crimp Wire Pins, Tabs & Ferrules(22)



Ring Terminals(324)



Spade Terminals(178)



Splices(47)

Customers Also Bought



TE Part # 34541
PIDG SPD 22-16 COMM 22-18MIL 6

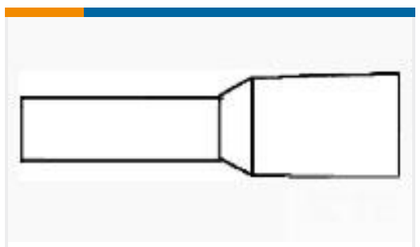

TE Part # 966144-6
FER,WIRE,DBL,PL SLV,1.50/16,L8, BLACK,LP



TE Part # 34071
SPLICE,PG BUTT 16-14



TE Part # 2005250-1
PDL 3P CAP 3.96 P/M(GWT) NAT

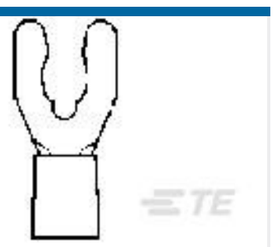

TE Part # 53005-1
BUDG SP SPD 22-16COMM22-18MIL5



TE Part # 51875-1
TERMINAL,BUDG SPD FLG 26-22 6



TE Part # EN3750-330
TCSL-4-U

Documents

Product Drawings

PG BUTT SPLC 22-16COMM22-18MIL

English

CAD Files

Customer View Model

ENG_CVM_34203_F.3d_igs.zip

English

Customer View Model

ENG_CVM_34203_F.3d_stp.zip

English

Customer View Model

ENG_CVM_34203_F.2d_dxf.zip

English

3D PDF

English

By downloading the CAD file I accept and agree to the Terms and Conditionsof use.

Product Specifications

Application Specification

English

Instruction Sheets

Instruction Sheet (U.S.)

English

Agency Approvals

UL Report

English

UL Report

English