

770680-5 ACTIVE

AMP | AMPSEAL

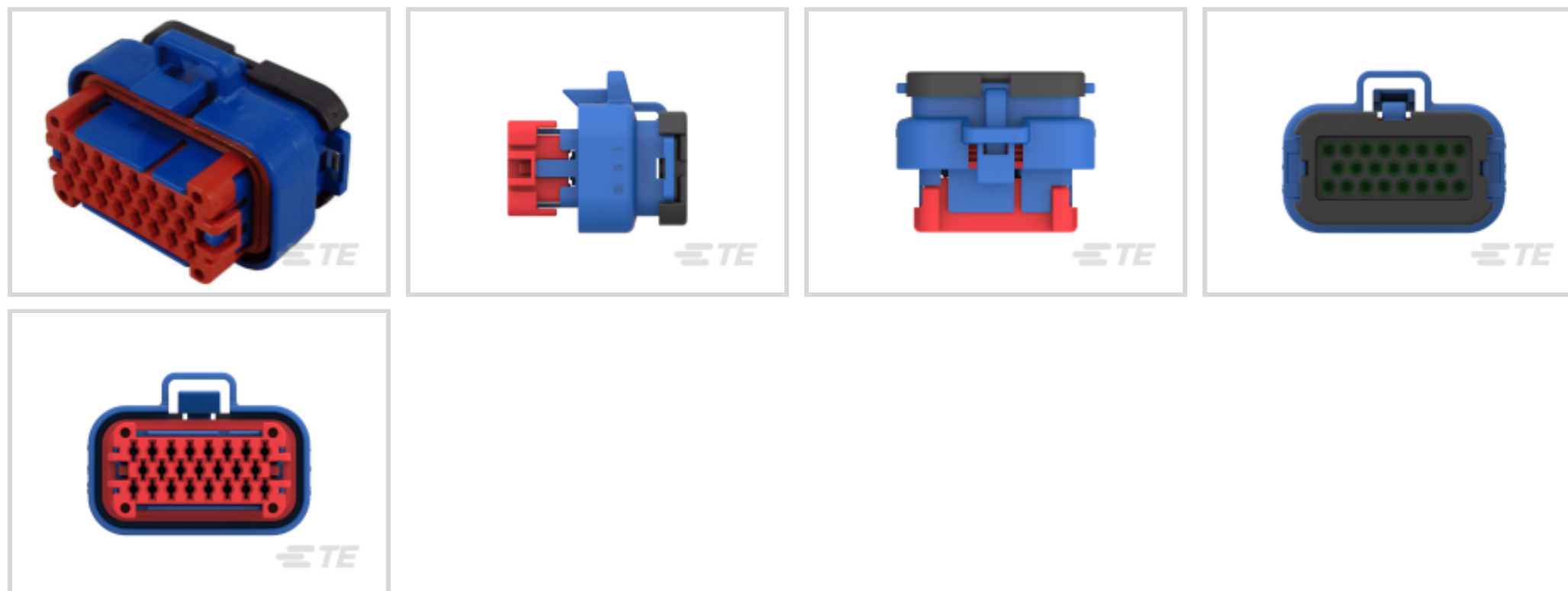
TE Internal #: 770680-5

Housing for Female Terminals, Wire-to-Board, 23 Position, .157 in [4 mm] Centerline, Sealable, Blue, Power & Signal, AMPSEAL

[View on TE.com >](#)



Connectors > Automotive Connectors > Automotive Housings > AMPSEAL Receptacle Housings



Connector System: **Wire-to-Board**

Number of Positions: **23**

Connector & Housing Type: **Housing for Female Terminals**

Centerline (Pitch): **4 mm [.157 in]**

Sealable: **Yes**

[All AMPSEAL Receptacle Housings \(31\)](#)

Features

Product Type Features

Mixed & Hybrid Connector	No
Connector Shape	Rectangular
Connector System	Wire-to-Board
Connector & Housing Type	Housing for Female Terminals
Sealable	Yes
Primary Locking Feature	Integrated in Housing

Configuration Features

Number of Positions	23
Number of Rows	3

Electrical Characteristics

Operating Voltage	250 VAC
Nominal Voltage Architecture	250 V

Body Features



Cable Exit Angle	180°
Primary Product Color	Blue
Connector & Keying Code	5

Contact Features

Contact Size	1.3mm
Contact Type	Socket
Mating Pin Diameter	1.3 mm[.051 in]
Contact Current Rating (Max)	17 A

Mechanical Attachment

Terminal Position Assurance	Yes
Strain Relief	Add By Accessory
Mating Alignment Type	Keyed
Mating Alignment	With
Connector Mounting Type	Cable Mount (Free-Hanging)

Housing Features

Housing Material	PBT GF
Centerline (Pitch)	4 mm[.157 in]

Dimensions

Connector Height	34.6 mm[1.362 in]
Product Width	33.6 mm[1.323 in]
Product Length	47.4 mm[1.866 in]
Row-to-Row Spacing	4 mm[.157 in]

Usage Conditions

Operating Temperature (Max)	125 °C[257 °F]
Operating Temperature Range	-40 - 125 °C[-40 - 257 °F]

Operation/Application

Circuit Application	Power & Signal
---------------------	----------------

Industry Standards

Degree of Protection	IP67, IP69K
UL Flammability Rating	UL 94V-0

Packaging Features

Packaging Quantity	140
--------------------	-----



Packaging Method

Package

Other

Serviceable

Yes

Connector Position Assurance Capable

Yes

Product Compliance

[For compliance documentation, visit the product page on TE.com>](#)

EU RoHS Directive 2011/65/EU

Compliant

EU ELV Directive 2000/53/EC

Compliant

China RoHS 2 Directive MIIT Order No 32, 2016

No Restricted Materials Above Threshold

EU REACH Regulation (EC) No. 1907/2006

Current ECHA Candidate List: JAN 2024 (240)
 Candidate List Declared Against: JAN 2024 (240)
 SVHC > Threshold:
 Octamethylcyclotetrasiloxane (D4) (.5% in Component Part)
 Dodecamethylcyclohexasiloxane (D6) (.5% in Component Part)
 Decamethylcyclopentasiloxane (D5) (.5% in Component Part)

Article Safe Usage Statements:
 Wash thoroughly after handling. Recycle if possible and dispose of the article by following all applicable governmental regulations relevant to your geographic location.

Halogen Content

Not Low Halogen - contains Br or Cl > 900 ppm.

Solder Process Capability

Not applicable for solder process capability



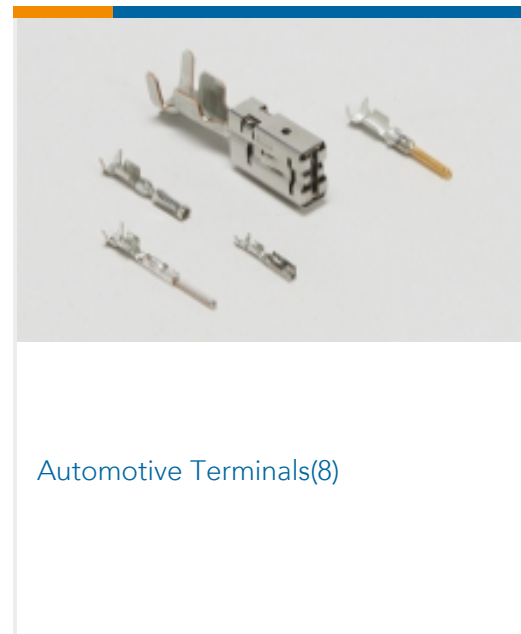
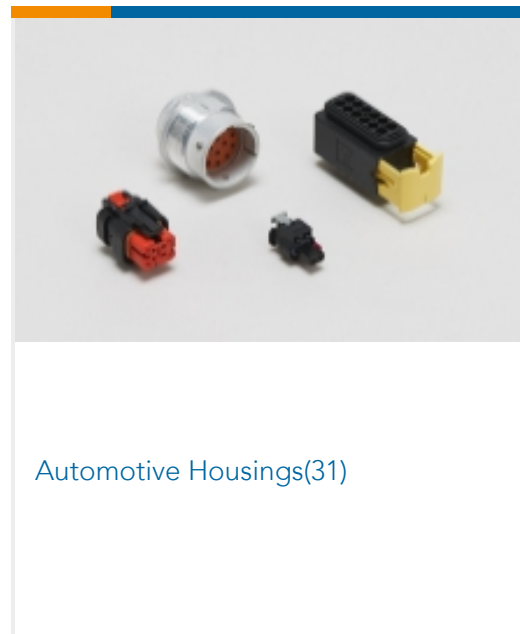
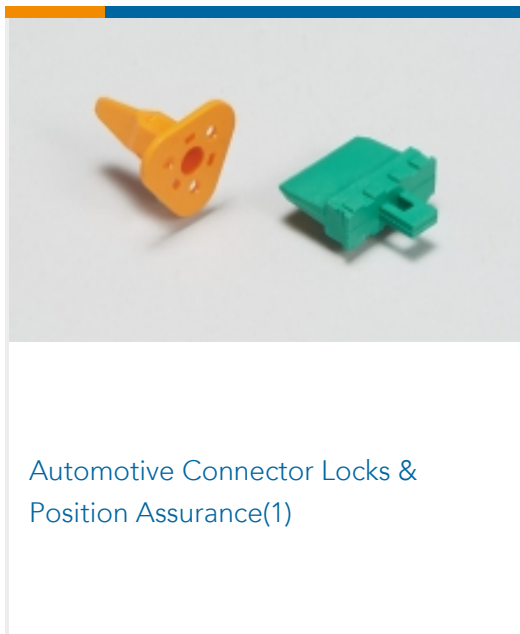
Product Compliance Disclaimer

This information is provided based on reasonable inquiry of our suppliers and represents our current actual knowledge based on the information they provided. This information is subject to change. The part numbers that TE has identified as EU RoHS compliant have a maximum concentration of 0.1% by weight in homogenous materials for lead, hexavalent chromium, mercury, PBB, PBDE, DBP, BBP, DEHP, DIBP, and 0.01% for cadmium, or qualify for an exemption to these limits as defined in the Annexes of Directive 2011/65/EU (RoHS2). Finished electrical and electronic equipment products will be CE marked as required by Directive 2011/65/EU. Components may not be CE marked. Additionally, the part numbers that TE has identified as EU ELV compliant have a maximum concentration of 0.1% by weight in homogenous materials for lead, hexavalent chromium, and mercury, and 0.01% for cadmium, or qualify for an exemption to these limits as defined in the Annexes of Directive 2000/53/EC (ELV). Regarding the REACH Regulation, the information TE provides on SVHC in articles for this part number is based on the latest European Chemicals Agency (ECHA) 'Guidance on requirements for substances in articles' posted at this URL: <https://echa.europa.eu/guidance-documents/guidance-on-reach>


Compatible Parts



Also in the Series | AMPSEAL



Customers Also Bought





Documents

Product Drawings

[23POS,AMPSEAL,SOC HSG ASSY,SLD,COD 5](#)

English

CAD Files

Customer View Model

[ENG_CVM_CVM_770680-5_L.2d_dxf.zip](#)

English

[3D PDF](#)

3D

Customer View Model

[ENG_CVM_CVM_770680-5_L.3d_igs.zip](#)

English

Customer View Model

[ENG_CVM_CVM_770680-5_L.3d_stp.zip](#)

English

By downloading the CAD file I accept and agree to the [Terms and Conditions](#) of use.

Datasheets & Catalog Pages

[AMPSEAL Connector Catalog](#)

English

[ICT Terminals and Connectors Catalogue](#)

English

[CONNECTOR SELECTOR](#)

English

Product Specifications

[Engineering Report](#)

English

Instruction Sheets

[Instruction Sheet \(U.S.\)](#)

English

Agency Approvals

[UL Report](#)

770680-5

Housing for Female Terminals, Wire-to-Board, 23 Position, .157 in [4 mm] Centerline,
Sealable, Blue, Power & Signal, AMPSEAL



English