



Connectors > Connector Accessories > Connector Backshells



Connector Backshell Product Style: **Unshielded**

Connector Backshell Product Type: **Backshell**

Primary Product Material: **Polyamide**

Body Orientation: **Straight**

Compatible With Connector Shell Size: **3**

Features

Product Type Features

Connector Backshell Product Style	Unshielded
Connector Backshell Product Type	Backshell

Configuration Features

Number of Positions	25
---------------------	----

Body Features

Primary Product Color	Black
Primary Product Material	Polyamide
Cable Exit Angle	180°

Mechanical Attachment

Thread Size	4-40
-------------	------

Housing Features

Body Orientation	Straight
Compatible With Connector Shape	D-Shaped

Dimensions

--	--



Compatible Insulation Diameter Range	3 - 11 mm[.118 - .433 in]
--------------------------------------	---------------------------

Operation/Application

Compatible With Connector Shell Size	3
--------------------------------------	---

Industry Standards

UL Flammability Rating	UL 94V-0
------------------------	----------

Packaging Features

Packaging Quantity	100
Packaging Method	Bag, Loose Piece

Product Compliance

For compliance documentation, visit the product page on TE.com>








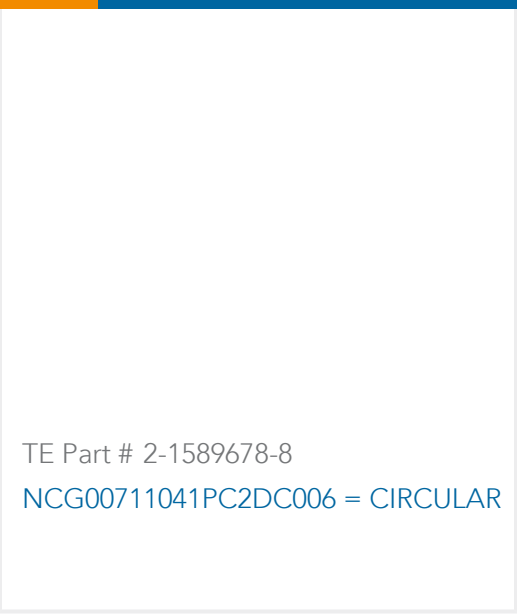
EU RoHS Directive 2011/65/EU	Compliant
EU ELV Directive 2000/53/EC	Compliant
China RoHS 2 Directive MIIT Order No 32, 2016	No Restricted Materials Above Threshold
EU REACH Regulation (EC) No. 1907/2006	Current ECHA Candidate List: JAN 2024 (240) Candidate List Declared Against: JAN 2024 (240) Does not contain REACH SVHC
Halogen Content	Low Halogen - Br, Cl, F, I < 900 ppm per homogenous material. Also BFR/CFR/PVC Free
Solder Process Capability	Not applicable for solder process capability

Product Compliance Disclaimer

This information is provided based on reasonable inquiry of our suppliers and represents our current actual knowledge based on the information they provided. This information is subject to change. The part numbers that TE has identified as EU RoHS compliant have a maximum concentration of 0.1% by weight in homogenous materials for lead, hexavalent chromium, mercury, PBB, PBDE, DBP, BBP, DEHP, DIBP, and 0.01% for cadmium, or qualify for an exemption to these limits as defined in the Annexes of Directive 2011/65/EU (RoHS2). Finished electrical and electronic equipment products will be CE marked as required by Directive 2011/65/EU. Components may not be CE marked. Additionally, the part numbers that TE has identified as EU ELV compliant have a maximum concentration of 0.1% by weight in homogenous materials for lead, hexavalent chromium, and mercury, and 0.01% for cadmium, or qualify for an exemption to these limits as defined in the Annexes of Directive 2000/53/EC (ELV). Regarding the REACH Regulation, the information TE provides on SVHC in articles for this part number is based on the latest European Chemicals Agency (ECHA) 'Guidance on requirements for substances in articles' posted at this URL: <https://echa.europa.eu/guidance-documents/guidance-on-reach>

Customers Also Bought



 <p>TE Part # 1558666-4 T9GS1L14-15</p>	 <p>TE Part # 1-1437719-8 T01-0550-P04-MALE PLUG CONNECTOR SOLDER</p>	 <p>TE Part # 2-1879215-3 CPF 0402 6K81 0.1% 25PPM 1K RL</p>	 <p>TE Part # 2314822-6 6P,2MM,B-B,REC,DRVT,2.7,0.76AU,TB</p>
 <p>TE Part # 1-1337416-0 N Str Plg Hex 50Ohm Silver Pltd RG58C/U,</p>	 <p>TE Part # 1757822-8 AMPLIMITE,ASY,RCPT,FB,109,ZN,3, CONT</p>	 <p>TE Part # 214552-E MSPPM 5 M SMD M10 * A V 137 094 * E008 J</p>	 <p>TE Part # 2-1589678-8 NCG00711041PC2DC006 = CIRCULAR</p>

Documents

Product Drawings  
25 WAY LOW COST D SUB BACKSHEL  
English

CAD Files  
3D PDF  
3D  
Customer View Model  
ENG\_CVM\_CVM\_2-1991253-5\_A\_c-2-1991253-5-a.2d\_dxf.zip  
English  
Customer View Model  
ENG\_CVM\_CVM\_2-1991253-5\_A\_c-2-1991253-5-a.3d\_igs.zip  
English  
Customer View Model  
ENG\_CVM\_CVM\_2-1991253-5\_A\_c-2-1991253-5-a.3d\_stp.zip  
English

By downloading the CAD file I accept and agree to the Terms and Conditions of use.

Product Specifications  
Application Specification  
English