

350431-1 ✓ ACTIVE

MATE-N-LOK | Universal MATE-N-LOK


TE Internal #: 350431-1

Rectangular Power Connectors, Header, Receptacle, Wire-to-Board, 6 Position, 6.35 mm [.25 in] Centerline, Printed Circuit Board, Universal MATE-N-LOK

[View on TE.com >](#)



Connectors > Power Connectors > Rectangular Power > Rectangular Power Connectors



Rectangular Power Connector Type: **Header**

Connector & Housing Type: **Receptacle**

Connector System: **Wire-to-Board**

Number of Positions: **6**

Centerline (Pitch): **6.35 mm [.25 in]**

Features

Product Type Features

Rectangular Power Connector Type	Header
Connector & Housing Type	Receptacle
Connector System	Wire-to-Board
Sealable	No
Connector & Contact Terminates To	Printed Circuit Board

Configuration Features

Number of Positions	6
PCB Mount Orientation	Vertical
Number of Power Positions	6
Number of Rows	2

Electrical Characteristics

Operating Voltage	600 VAC
-------------------	---------

Contact Features

Multiple Contact Types	Without
------------------------	---------



PCB Contact Termination Area Plating Material Thickness	2.54 μm [100 μin]
Contact Layout	Matrix
Contact Underplating Material Thickness	1.27 μm [50 μin]
Contact Mating Area Plating Material	Tin
Contact Current Rating (Max)	12 A
Contact Retention Within Housing	Without
Contact Type	Pin
PCB Contact Termination Area Plating Material	Pre-Tin
Contact Mating Area Plating Material Thickness	3.81 - 5.08 μm [150 - 200 μin]

Termination Features

Termination Post & Tail Length	3.05 mm[.12 in]
Termination Method to Printed Circuit Board	Through Hole - Solder

Mechanical Attachment

Strain Relief	Without
Mating Alignment Type	Polarization
Mating Retention	With
Mating Alignment	With
PCB Mount Alignment	Without
Panel Mount Feature	Without
PCB Mount Retention	Without
Mating Retention Type	Positive Lock
Connector Mounting Type	Board Mount

Housing Features

Centerline (Pitch)	6.35 mm[.25 in]
Housing Color	Natural
Housing Material	Nylon

Dimensions

Connector Height	13.97 mm
PCB Thickness (Recommended)	1.57 mm[.062 in]
Product Width	13.97 mm
Product Length	20.32 mm
Row-to-Row Spacing	6.35 mm[.25 in]



Usage Conditions

Operating Temperature Range	-40 - 105 °C[-40 - 221 °F]
-----------------------------	----------------------------

Operation/Application

Circuit Application	Power
---------------------	-------

Industry Standards

CSA Rating	Certified, LR 7189
UL Rating	Recognized
Compatible With Agency/Standards Products	CSA, UL, VDE
Compatible With Approved Standards Products	UL E28476
UL Flammability Rating	UL 94V-2
Glow Wire Rating	Standard Part - Not Glow Wire

Packaging Features

Packaging Quantity	100
Packaging Method	Bag

Product Compliance

[For compliance documentation, visit the product page on TE.com>](#)

EU RoHS Directive 2011/65/EU	Compliant
EU ELV Directive 2000/53/EC	Compliant
China RoHS 2 Directive MIIT Order No 32, 2016	No Restricted Materials Above Threshold
EU REACH Regulation (EC) No. 1907/2006	Current ECHA Candidate List: JAN 2024 (240) Candidate List Declared Against: JAN 2024 (240) Does not contain REACH SVHC
Halogen Content	Low Halogen - Br, Cl, F, I < 900 ppm per homogenous material. Also BFR/CFR/PVC Free
Solder Process Capability	Wave solder capable to 265°C

Product Compliance Disclaimer

This information is provided based on reasonable inquiry of our suppliers and represents our current actual knowledge based on the information they provided. This information is subject to change. The part numbers that TE has identified as EU RoHS compliant have a maximum concentration of 0.1% by weight in homogenous materials for lead, hexavalent chromium, mercury, PBB, PBDE, DBP, BBP, DEHP, DIBP, and 0.01% for cadmium, or qualify for an exemption to these limits as defined in the Annexes of Directive 2011/65/EU (RoHS2). Finished electrical and electronic equipment products will be CE marked as required by Directive 2011/65/EU. Components may not be CE marked. Additionally, the part numbers that TE has identified as EU ELV compliant have a maximum concentration of 0.1% by weight in homogenous materials for lead, hexavalent chromium, and mercury, and 0.01% for cadmium, or qualify for an exemption to these limits

as defined in the Annexes of Directive 2000/53/EC (ELV). Regarding the REACH Regulation, the information TE provides on SVHC in articles for this part number is based on the latest European Chemicals Agency (ECHA) 'Guidance on requirements for substances in articles' posted at this URL: <https://echa.europa.eu/guidance-documents/guidance-on-reach>

Compatible Parts





TE Part # 926682-4
6P UN-MNL AUFN-GEH



TE Part # 1586090-3
06P UMNL PINHDR W/O DR HOLE LF




TE Part # 1969881-1
06P UMNL CAP HSG, P/M, GW V0




TE Part # 2029369-1
06P UMNL-II REAR, TW-N-LK-CAP

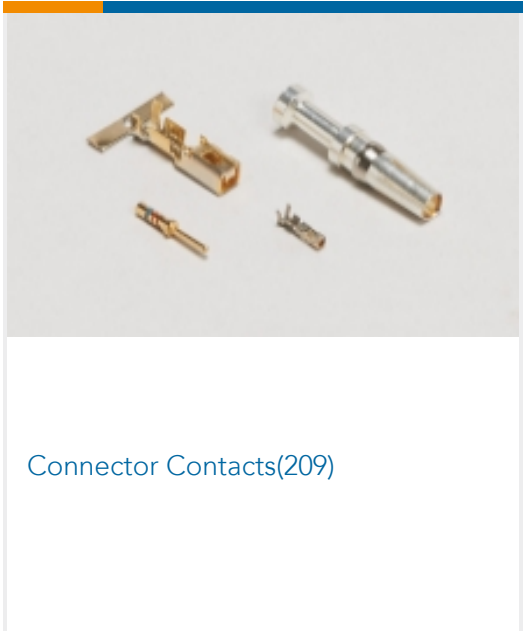
Also in the Series | Universal MATE-N-LOK



Circular Power Connectors(2)




Connector Caps & Covers(34)



Connector Contacts(209)



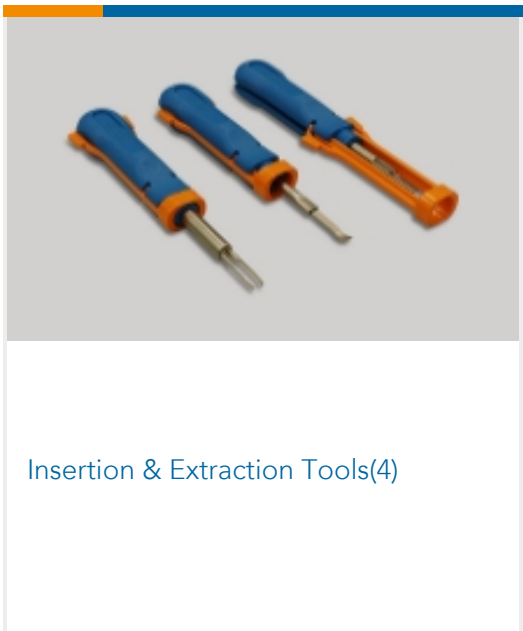
Connector Hardware(12)




Connector Seals & Cavity Plugs(27)



Connector Strain Relief(7)




Insertion & Extraction Tools(4)



Rectangular Connector Housings(1)



Rectangular Power Connectors(671)



Standard Circular Connectors(1)

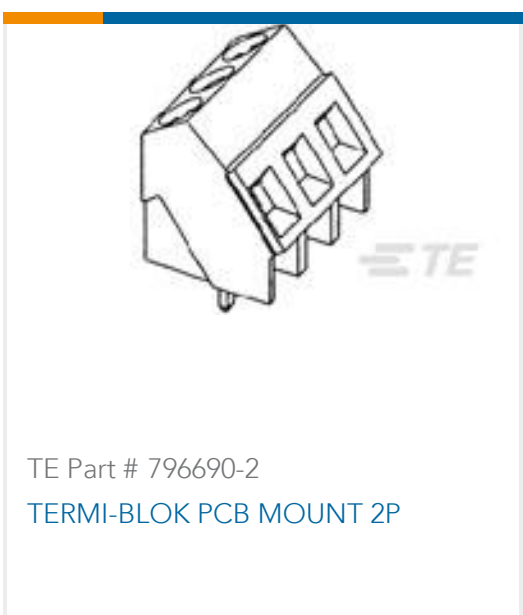
Customers Also Bought



TE Part # 350433-1
12P UMNL PIN HDR ASSY NATL



TE Part # 640901-1
05P UMNL SOK HDR ASSY 94V0



TE Part # 796690-2
TERMI-BLOK PCB MOUNT 2P



TE Part # 1SNF526111R0000
CBS95-4P



Documents

Product Drawings

[06P UMNL PIN HDR ASSY V2 NAT](#)

English

CAD Files

[3D PDF](#)

English

Customer View Model

[ENG_CVM_350431-1_Y.2d_dxf.zip](#)

English

Customer View Model

[ENG_CVM_350431-1_Y.3d_igs.zip](#)

English

Customer View Model

[ENG_CVM_350431-1_Y.3d_stp.zip](#)

English

[3D PDF](#)

3D

Customer View Model

[ENG_CVM_CVM_350431-1_AE.2d_dxf.zip](#)

English

Customer View Model

[ENG_CVM_CVM_350431-1_AE.3d_igs.zip](#)

English

Customer View Model

[ENG_CVM_CVM_350431-1_AE.3d_stp.zip](#)

English



By downloading the CAD file I accept and agree to the [Terms and Conditions](#) of use.

Datasheets & Catalog Pages

[SOFT_SHELL_PIN_SOCKET_CONNECTORS_STANDARD_DENSITY](#)

English

Product Specifications

[Application Specification](#)

English

Instruction Sheets

[Instruction Sheet \(U.S.\)](#)

English