



HPI

TE Internal #: 1-1470107-2

Housing, Receptacle, Wire-to-Wire, 12 Position, .079 in [2 mm]
Centerline, Crimp, 2 Row, White, Mating Retention, Wire & Cable,
Power & Signal, HPI

[View on TE.com >](#)

Connectors > PCB Connectors > Wire-to-Board Connectors > Wire-to-Board Connector Assemblies & Housings >

AMP HPI 2.0 mm Receptacle Housings



Connector Product Type: **Housing**

Connector & Housing Type: **Receptacle**

Connector System: **Wire-to-Wire**

Number of Positions: **12**

Centerline (Pitch): **2 mm [.079 in]**

[All AMP HPI 2.0 mm Receptacle Housings \(60\)](#)

Features

Product Type Features

Connector Product Type	Housing
Connector & Housing Type	Receptacle
Connector System	Wire-to-Wire
Sealable	No
Connector & Contact Terminates To	Wire & Cable

Configuration Features

Number of Positions	12
Number of Rows	2

Electrical Characteristics

Operating Voltage	100 VDC
-------------------	---------

Body Features

--	--



Primary Product Color	White
-----------------------	-------

Contact Features

Contact Type	Socket
Contact Base Material	Copper Alloy
Contact Current Rating (Max)	3 A

Termination Features

Termination Method to Wire & Cable	Crimp
------------------------------------	-------

Mechanical Attachment

Strain Relief	Without
Panel Mount Feature	Without
PCB Mount Retention	Without
Mating Retention Type	Latch
Mating Retention	With
Connector Mounting Type	Cable Mount (Free-Hanging)

Housing Features

Housing Entry Configuration	Both Ends Closed
Housing Material	Thermoplastic
Centerline (Pitch)	2 mm [.079 in]

Dimensions

Connector Length	14 mm [.551 in]
Connector Height	5.1 mm [.2 in]
Connector Width	7.4 mm [.291 in]
Wire Size	.081 - .326 mm ²
Row-to-Row Spacing	2 mm [.079 in]

Usage Conditions

Operating Temperature Range	-25 - 85 °C [-13 - 185 °F]
-----------------------------	----------------------------

Operation/Application

Circuit Application	Power & Signal
---------------------	----------------

Industry Standards

UL Flammability Rating	UL 94V-0
------------------------	----------

Packaging Features



Packaging Quantity	1000
Packaging Method	Bag

Product Compliance



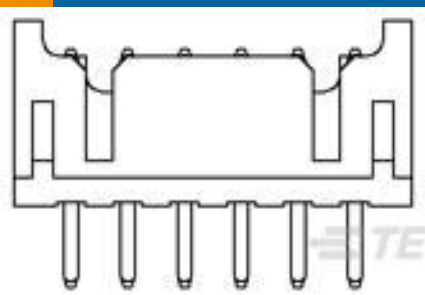

[For compliance documentation, visit the product page on TE.com>](#)

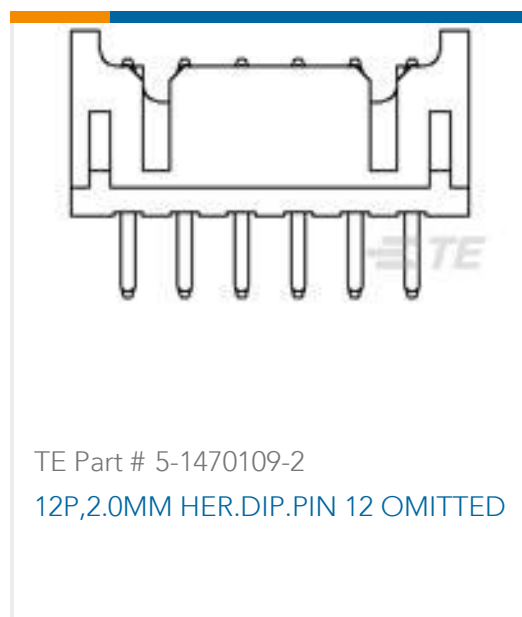
EU RoHS Directive 2011/65/EU	Compliant
EU ELV Directive 2000/53/EC	Compliant
China RoHS 2 Directive MIIT Order No 32, 2016	No Restricted Materials Above Threshold
EU REACH Regulation (EC) No. 1907/2006	Current ECHA Candidate List: JAN 2024 (240) Candidate List Declared Against: JAN 2024 (240) Does not contain REACH SVHC
Halogen Content	Low Halogen - Br, Cl, F, I < 900 ppm per homogenous material. Also BFR/CFR/PVC Free
Solder Process Capability	Not lead free process capable

Product Compliance Disclaimer

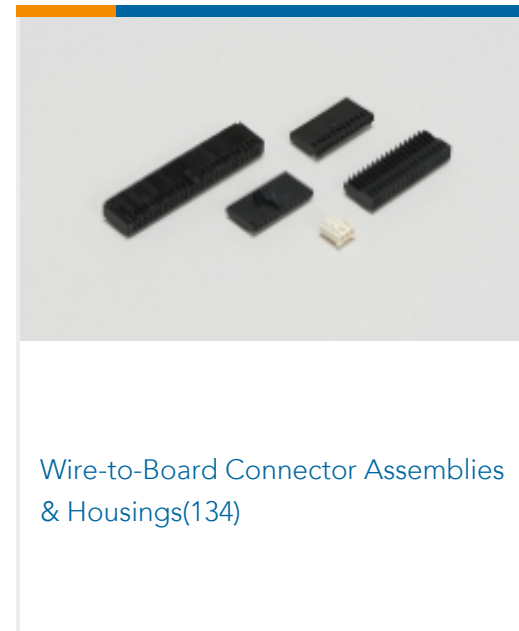
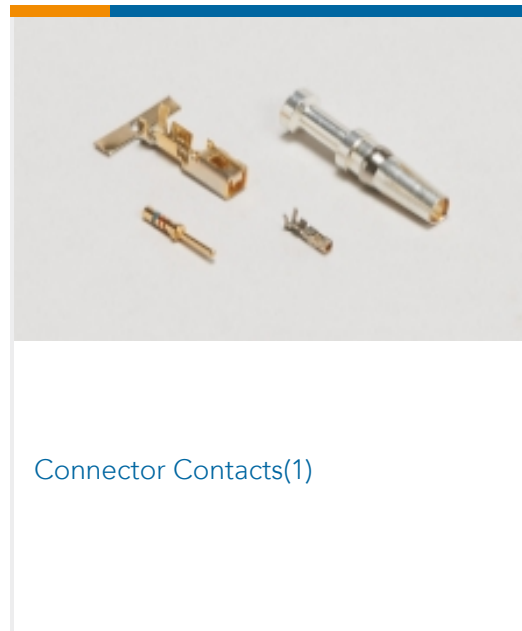
This information is provided based on reasonable inquiry of our suppliers and represents our current actual knowledge based on the information they provided. This information is subject to change. The part numbers that TE has identified as EU RoHS compliant have a maximum concentration of 0.1% by weight in homogenous materials for lead, hexavalent chromium, mercury, PBB, PBDE, DBP, BBP, DEHP, DIBP, and 0.01% for cadmium, or qualify for an exemption to these limits as defined in the Annexes of Directive 2011/65/EU (RoHS2). Finished electrical and electronic equipment products will be CE marked as required by Directive 2011/65/EU. Components may not be CE marked. Additionally, the part numbers that TE has identified as EU ELV compliant have a maximum concentration of 0.1% by weight in homogenous materials for lead, hexavalent chromium, and mercury, and 0.01% for cadmium, or qualify for an exemption to these limits as defined in the Annexes of Directive 2000/53/EC (ELV). Regarding the REACH Regulation, the information TE provides on SVHC in articles for this part number is based on the latest European Chemicals Agency (ECHA) 'Guidance on requirements for substances in articles' posted at this URL: <https://echa.europa.eu/guidance-documents/guidance-on-reach>

Compatible Parts

 <p>TE Part # 1-1470108-2 2.0MM PITCH HEADER,DIP 12P</p>	 <p>TE Part # 1470106-1 2.0mm Pitch Crimp Contact</p>	 <p>TE Part # 1-1470109-2 2.0mm Pitch Header,Dip 12p</p>	 <p>TE Part # 1-2823646-2 12P AMPMODU 2MM ,DR, VT, SHRD HDR,DIP</p>
---	--	---	--



Also in the Series | HPI



Customers Also Bought



Documents

Product Drawings

[2.0MM PITCH CRIMP HOUSING 12P](#)

English

CAD Files

[Customer View Model](#)

[ENG_CVM_CVM_1-1470107-2_A.2d_dxf.zip](#)



English

[3D PDF](#)

3D

Customer View Model

[ENG_CVM_CVM_1-1470107-2_A.3d_igs.zip](#)

English

Customer View Model

[ENG_CVM_CVM_1-1470107-2_A.3d_stp.zip](#)

English

By downloading the CAD file I accept and agree to the [Terms and Conditions](#) of use.

Datasheets & Catalog Pages

[HPI Connectors QRG](#)

English

Product Specifications

[AMP 2.0mm PITCH EMIX Economic Metric Interconnect Series, Wire-To-Board System.](#)

English

[Application Specification](#)

English