

1-338170-2 ✓ ACTIVE

AMPLIMITE | AMPLIMITE HDP

TE Internal #: 1-338170-2

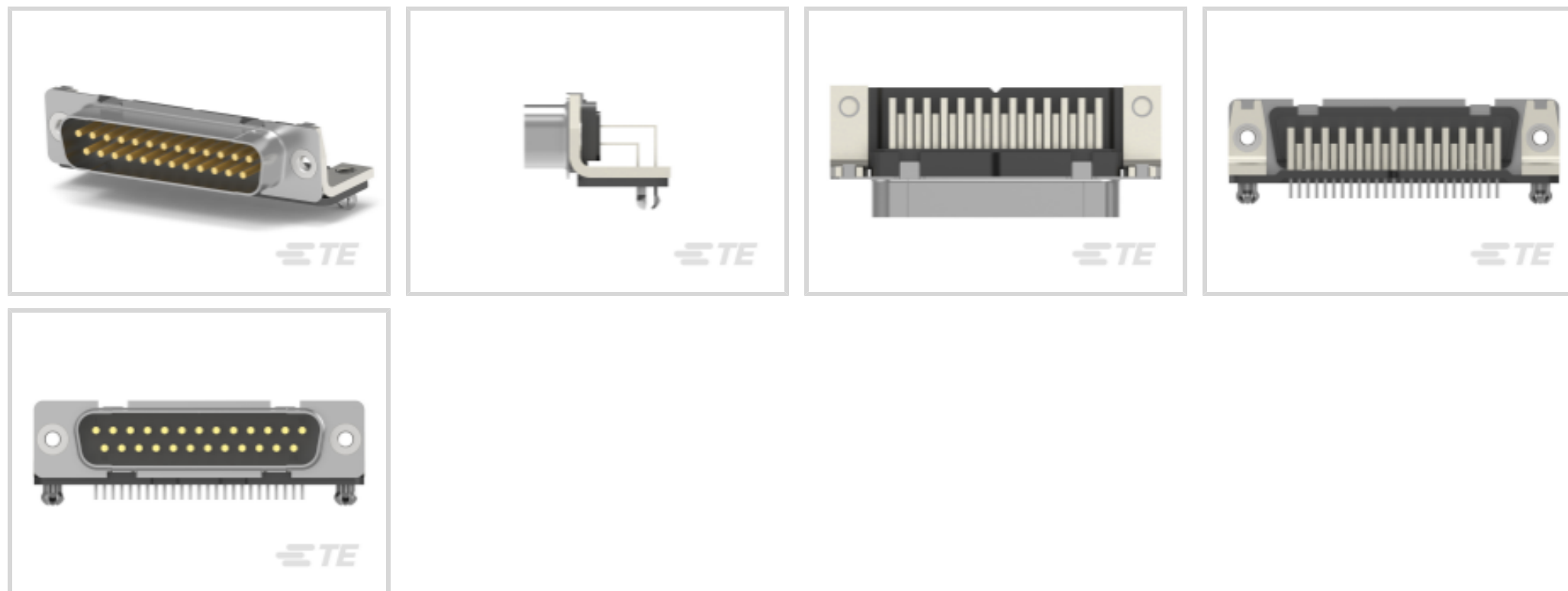
PCB D-Sub Connectors, Plug, Cable-to-Board, 25 Position, 2.74 mm
[.108 in] Centerline, 2 Row, 3 Connector Shell Size, Round,
AMPLIMITE HDP

[View on TE.com >](#)



[Connectors >](#) [D-Shaped Connectors >](#) [D-Sub Connectors >](#) [PCB D-Sub Connectors >](#)

D-Sub Plug Assembly: Standard, Right Angle, Shell Size 3, 2.74mm



Connector & Housing Type: **Plug**

Connector System: **Cable-to-Board**

Number of Positions: **25**

Centerline (Pitch): **2.74 mm [.108 in]**

Number of Rows: **2**

[All D-Sub Plug Assembly: Standard, Right Angle, Shell Size 3, 2.74mm \(39\)](#)

Features

Product Type Features

Shell Material Configuration	Front Metal Shell
Ground Feature Type	Grounding Indents, Grounding Straps
Connector & Housing Type	Plug
Connector System	Cable-to-Board
Connector Shell Size	3
Connector & Contact Terminates To	Printed Circuit Board

Configuration Features

Number of Positions	25
Number of Rows	2
PCB Mount Orientation	Right Angle

Body Features

Assembly Process Feature Material	Phosphor Bronze
-----------------------------------	-----------------



Insert Material	Steel
Shell Plating Material	Tin
Primary Product Color	Black
Connector Profile	Standard

Contact Features

	30 µin
Contact Mating Area Plating Material	Gold, Gold Flash
Contact Underplating Material	Palladium Nickel
PCB Contact Termination Area Plating Material	Tin
Contact Base Material	Phosphor Bronze
Contact Shape & Form	Round
Contact Current Rating (Max)	6 A

Termination Features

Rectangular Termination Post & Tail Thickness	.32 mm[.012 in]
Rectangular Termination Post & Tail Width	.45 mm[.017 in]
Termination Post & Tail Length	3.2 mm[.126 in]
Termination Method to Printed Circuit Board	Through Hole - Solder

Mechanical Attachment

Assembly Process Feature Plating Material	Tin
Mounting Hole Diameter	3.1 mm
PCB Mount Alignment	With
PCB Mount Retention	With
PCB Mount Retention Type	Boardlock
Mating Retention	With
Mating Retention Type	Threaded Insert, 4-40 UNC
Connector Mounting Type	Board Mount

Housing Features

Shell Material	Steel
Housing Material	Polyester GF
Centerline (Pitch)	2.74 mm[.108 in]

Dimensions

PCB Thickness (Recommended)	1.57 mm[.062 in]
-----------------------------	------------------



Row-to-Row Spacing 2.54 mm[.1 in]

Usage Conditions

Operating Temperature Range -55 - 105 °C[-67 - 221 °F]

Operation/Application

Durability Rating 200 Cycles
 Circuit Application Signal

Industry Standards

Compatible With Approved Standards Products DIN 41652
 UL Flammability Rating UL 94V-0

Packaging Features

Packaging Quantity 30
 Packaging Method Tray

Product Compliance

[For compliance documentation, visit the product page on TE.com>](#)

EU RoHS Directive 2011/65/EU	Compliant with Exemptions
EU ELV Directive 2000/53/EC	Compliant with Exemptions
China RoHS 2 Directive MIIT Order No 32, 2016	Restricted Materials Above Threshold
EU REACH Regulation (EC) No. 1907/2006	Current ECHA Candidate List: JAN 2024 (240) Candidate List Declared Against: JAN 2024 (240) SVHC > Threshold: Pb (.35% in Component Part) <small>Article Safe Usage Statements: Do not eat, drink or smoke when using this product. Wash thoroughly after handling. Recycle if possible and dispose of the article by following all applicable governmental regulations relevant to your geographic location.</small>
Halogen Content	Not Low Halogen - contains Br or Cl > 900 ppm.
Solder Process Capability	Wave solder capable to 265°C

Product Compliance Disclaimer

This information is provided based on reasonable inquiry of our suppliers and represents our current actual knowledge based on the information they provided. This information is subject to change. The part numbers that TE has identified as EU RoHS compliant have a maximum concentration of 0.1% by weight in homogenous materials for lead, hexavalent chromium, mercury, PBB, PBDE, DBP, BBP, DEHP, DIBP, and 0.01% for cadmium, or qualify for an exemption to these limits as defined in the Annexes of Directive 2011/65/EU (RoHS2). Finished electrical and electronic equipment products will be CE marked as required by Directive 2011/65/EU. Components may not be CE marked. Additionally, the part numbers that TE has identified as EU ELV compliant have a maximum concentration of 0.1% by weight in homogenous materials for lead, hexavalent chromium, and mercury, and 0.01% for cadmium, or qualify for an exemption to these limits as defined in the Annexes of Directive 2000/53/EC (ELV). Regarding the REACH Regulation, the information TE provides

on SVHC in articles for this part number is based on the latest European Chemicals Agency (ECHA) 'Guidance on requirements for substances in articles' posted at this URL: <https://echa.europa.eu/guidance-documents/guidance-on-reach>

Compatible Parts




TE Part # CAT-AM7-248H5
IDC D-Sub: Receptacle Assembly, Wire to Wire, Signal, 2.77 mm



TE Part # CAT-AM7-253
IDC D-Sub: Receptacle Assembly, Low Profile, Signal, 2.77 mm



TE Part # CAT-AM7-248H6
IDC D-Sub: Receptacle Kit, Wire to Wire, Signal, 2.74 mm




TE Part # 5-747913-2
25 Rcpt Solder Cup, Gold Flash



TE Part # 747548-8
KIT,RCPT,25P,HDE,SHLD HDWRE

Also in the Series | AMPLIMITE HDP



Connector Contacts(6)



PCB D-Sub Connectors(83)

Customers Also Bought



TE Part # 5226990-6
PCB-BNC RT ANGLE JACK W/O POST



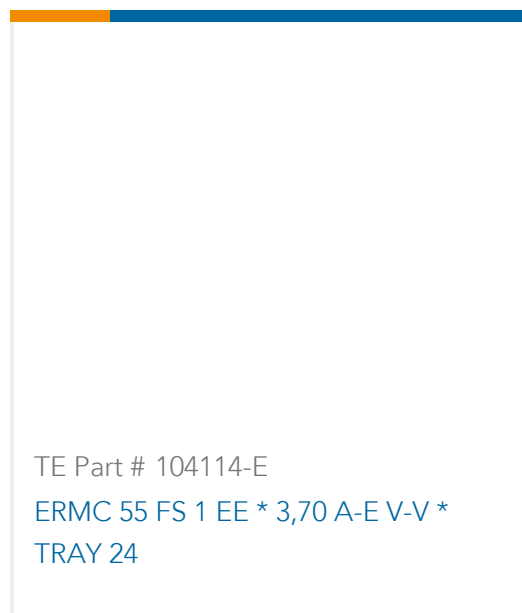
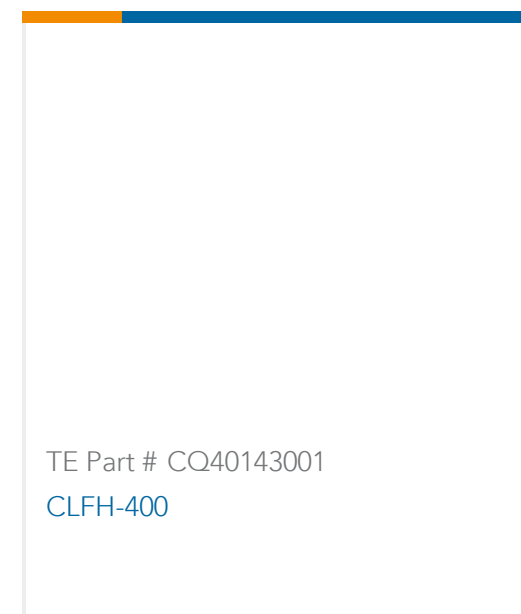
TE Part # 3-106507-2
25P.HDP20 REC.ASSY.



TE Part # 3-640600-4
04P MTA156 CONN ASSY 20AWG LF



TE Part # 726389-2
187 FASTON TAB TPBR



Documents

CAD Files

Customer View Model

[ENG_CVM_CVM_1-338170-2_H.2d_dxf.zip](#)

English

3D PDF

3D

Customer View Model

[ENG_CVM_CVM_1-338170-2_H.3d_igs.zip](#)

English

Customer View Model

[ENG_CVM_CVM_1-338170-2_H.3d_stp.zip](#)

English

By downloading the CAD file I accept and agree to the [Terms and Conditions](#) of use.

Datasheets & Catalog Pages

[AMPLIMITE Subminiature D Connectors - Right-Angle Posted Connectors](#)

English