

5-147278-3 ✓ ACTIVE

AMPMODU | AMPMODU MTE

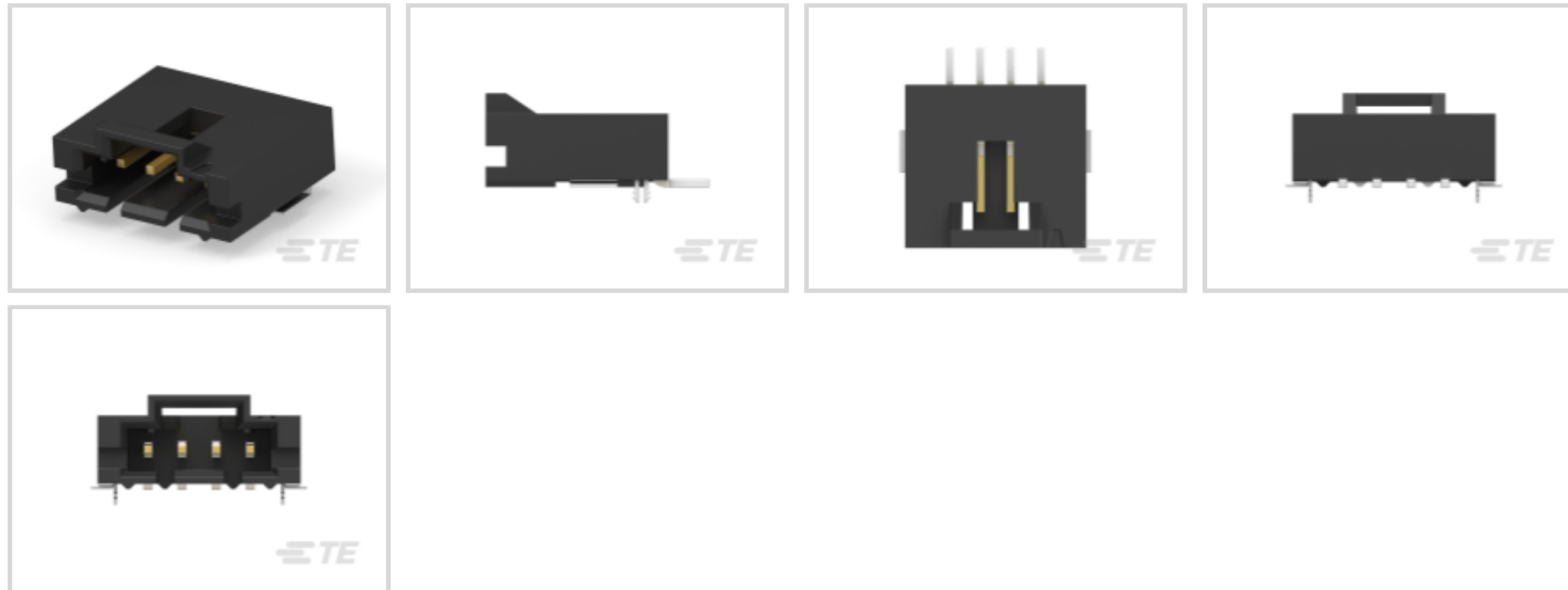
TE Internal #: 5-147278-3

PCB Mount Header, Right Angle, Wire-to-Board, 4 Position, 2.54 mm [.1 in] Centerline, Fully Shrouded, Gold, Surface Mount, Signal, Black, AMPMODU MTE

[View on TE.com >](#)



Connectors > PCB Connectors > PCB Headers & Receptacles



Connector System: **Wire-to-Board**

Number of Positions: **4**

Number of Rows: **1**

Centerline (Pitch): **2.54 mm [.1 in]**

PCB Mount Orientation: **Right Angle**

## Features

### Product Type Features

Connector System	Wire-to-Board
Header Type	Fully Shrouded
Sealable	No
Connector & Contact Terminates To	Printed Circuit Board
PCB Connector Assembly Type	PCB Mount Header

### Configuration Features

Number of Positions	4
Number of Rows	1
PCB Mount Orientation	Right Angle

### Electrical Characteristics

Termination Resistance	15 mΩ
Insulation Resistance	5000 MΩ
Dielectric Withstanding Voltage (Max)	600 V

### Body Features



Primary Product Color	Black
-----------------------	-------

### Contact Features

Contact Mating Area Length	5.84 mm[.23 in]
Mating Square Post Dimension	.64 mm[.025 in]
PCB Contact Termination Area Plating Material Thickness	2.54 - 5.08 $\mu$ m[100 - 200 $\mu$ in]
Contact Mating Area Plating Material Thickness	.381 $\mu$ m[15 $\mu$ in]
PCB Contact Termination Area Plating Material Finish	Matte
Contact Shape & Form	Square
PCB Contact Termination Area Plating Material	Tin
Contact Base Material	Brass
Contact Mating Area Plating Material	Gold
Contact Type	Pin
Contact Current Rating (Max)	3 A

### Termination Features

Square Termination Post & Tail Dimension	.64 mm[.025 in]
Termination Post & Tail Length	3.05 mm[.12 in]
Termination Method to Printed Circuit Board	Surface Mount

### Mechanical Attachment

Mating Alignment Type	Latched, Polarization
Mating Retention	With
Panel Mount Feature	Without
PCB Mount Retention Type	Hold-Down
Mating Retention Type	Polarized Lock
Connector Mounting Type	Board Mount
Mating Alignment	With
PCB Mount Alignment	Without
PCB Mount Retention	With

### Housing Features

Housing Material	Thermoplastic
Centerline (Pitch)	2.54 mm[.1 in]

### Dimensions

Connector Length	15.24 mm[.6 in]
------------------	-----------------



Connector Height	6.65 mm[.262 in]
------------------	------------------

PCB Thickness (Recommended)	1.57 mm[.062 in]
-----------------------------	------------------

### Usage Conditions

Housing Temperature Rating	High
----------------------------	------

Operating Temperature Range	-65 - 105 °C[-85 - 221 °F]
-----------------------------	----------------------------

### Operation/Application

Circuit Application	Signal
---------------------	--------

### Industry Standards

Compatible With Approved Standards Products	CSA LR7189, UL E28476
---	-----------------------

UL Flammability Rating	UL 94V-0
------------------------	----------

### Packaging Features

Packaging Quantity	300
--------------------	-----

Packaging Method	Tape & Reel
------------------	-------------

### Product Compliance

[For compliance documentation, visit the product page on TE.com>](#)

EU RoHS Directive 2011/65/EU	Compliant
------------------------------	-----------

EU ELV Directive 2000/53/EC	Compliant
-----------------------------	-----------

China RoHS 2 Directive MIIT Order No 32, 2016	No Restricted Materials Above Threshold
---	---

EU REACH Regulation (EC) No. 1907/2006	Current ECHA Candidate List: JAN 2024 (240) Candidate List Declared Against: JAN 2024 (240) Does not contain REACH SVHC
--	---

Halogen Content	Low Halogen - Br, Cl, F, I < 900 ppm per homogenous material. Also BFR/CFR/PVC Free
-----------------	---

Solder Process Capability	Reflow solder capable to 260°C
---------------------------	--------------------------------

#### Product Compliance Disclaimer

This information is provided based on reasonable inquiry of our suppliers and represents our current actual knowledge based on the information they provided. This information is subject to change. The part numbers that TE has identified as EU RoHS compliant have a maximum concentration of 0.1% by weight in homogenous materials for lead, hexavalent chromium, mercury, PBB, PBDE, DBP, BBP, DEHP, DIBP, and 0.01% for cadmium, or qualify for an exemption to these limits as defined in the Annexes of Directive 2011/65/EU (RoHS2). Finished electrical and electronic equipment products will be CE marked as required by Directive 2011/65/EU. Components may not be CE marked. Additionally, the part numbers that TE has identified as EU ELV compliant have a maximum concentration of 0.1% by weight in homogenous materials for lead, hexavalent chromium, and mercury, and 0.01% for cadmium, or qualify for an exemption to these limits as defined in the Annexes of Directive 2000/53/EC (ELV). Regarding the REACH Regulation, the information TE provides on SVHC in articles for this part number is based on the latest European Chemicals Agency (ECHA) 'Guidance on

requirements for substances in articles' posted at this URL: <https://echa.europa.eu/guidance-documents/guidance-on-reach>

## Compatible Parts



TE Part # 5-103969-3  
5X4 MTE RCPT SR RIBBED .100CL




TE Part # 5-103972-3  
5X4 MTE RCPT SR RIBBED .100CL



TE Part # 5-103957-3  
5X4 MTE RCPT SR LATCH .100CL



TE Part # 5-103960-3  
5X4 MTE RCPT SR LATCH .100CL



TE Part # 1-2267795-3  
CA, MTE FOW-FOW, 4POS, 300mm  
15Au, 24AWG



TE Part # 2267795-3  
CA, MTE FOW-FOW, 4POS, 75mm  
15Au, 24AWG

## Also in the Series | AMPMODU MTE



Connector Caps & Covers(40)




Connector Contacts(32)




Connector Hardware(1)




Insertion & Extraction Tools(1)



PCB Headers & Receptacles(763)



Standard Rectangular Connectors(2)



Wire-to-Board Connector Assemblies  
& Housings(585)

## Customers Also Bought



TE Part # 5-2176231-3  
SMD Power Resistor: 3 Watt, 1% Tol



TE Part # 1-103906-1  
12 MTE HDR SRRA LATCH .100CL



TE Part # 103906-1  
02 MTE HDR SRRA LATCH .100CL



TE Part # 1055687-1  
2367 0000 54, VERT PLUG



TE Part # 3-2176349-1  
CRGCQ 2512 3K3 1%



TE Part # 1589462-6  
NANONICS DUALOBE Connector:  
Receptacle, Plastic Shell



TE Part # 146888-1  
1FHP,64,30A/P,S,C,S10,12,13,15



TE Part # 9-146256-0  
80 MODII HDR DRST B/A .100CL LF

## Documents

### Product Drawings

[04 MTE HDR SRRA SFMNT .100CL](#)

English

### CAD Files

[3D PDF](#)

3D

Customer View Model

[ENG\\_CVM\\_CVM\\_5-147278-3\\_N.2d\\_dxf.zip](#)

English

Customer View Model

[ENG\\_CVM\\_CVM\\_5-147278-3\\_N.3d\\_igs.zip](#)

English

Customer View Model

[ENG\\_CVM\\_CVM\\_5-147278-3\\_N.3d\\_stp.zip](#)

English

By downloading the CAD file I accept and agree to the [Terms and Conditions](#) of use.

### Datasheets & Catalog Pages

[AMPMODU\\_INTERCONNECTION\\_SYSTEM\\_SECTION5\\_CONT](#)

English

[AMPMODU MTE INTERCONNECT SYSTEM](#)

English

### Product Specifications

[Application Specification](#)

English

5-147278-3

PCB Mount Header, Right Angle, Wire-to-Board, 4 Position, 2.54 mm [.1 in]  
Centerline, Fully Shrouded, Gold, Surface Mount, Signal, Black, AMPMODU MTE

