

5213816-1 ✓ ACTIVE

AMP POWER TAP

TE Internal #: 5213816-1

Power Terminals, Power Tap, Terminates To Printed Circuit Board,
6 Position, 2.54 mm [.1 in] Centerline, Vertical, Stamped & Formed,
Tin, Tin

[View on TE.com >](#)



Terminals & Splices > Power Terminals



Power Terminal Type: **Power Tap**

Product Terminates To: **Printed Circuit Board**

Number of Positions: **6**

Contact Current Rating (Max): **20 A**

Centerline (Pitch): **2.54 mm [.1 in]**

Features

Product Type Features

Power Terminal Type	Power Tap
---------------------	-----------

Configuration Features

Number of Positions	6
PCB Mount Orientation	Vertical

Body Features

Terminal Profile	Standard
------------------	----------

Contact Features

PCB Contact Termination Area Plating Material Finish	Matte
Contact Mating Area Plating Material Finish	Matte
Contact Underplating Material	Nickel
Contact Current Rating (Max)	20 A
Contact Fabrication	Stamped & Formed
Contact Mating Area Plating Material	Tin
Contact Mating Area Plating Material Thickness	2.54 µm[100 µin]



PCB Contact Termination Area Plating Material	Tin
PCB Contact Termination Area Plating Material Thickness	2.54 μm [100 μin]
Contact Base Material	Phosphor Bronze

Termination Features

Termination Method to Printed Circuit Board	Through Hole - Press-Fit
Termination Method to Wire & Cable	Tap Screw
Product Terminates To	Printed Circuit Board

Mechanical Attachment

Thread Size	M4
-------------	----

Housing Features

Centerline (Pitch)	2.54 mm[.1 in]
--------------------	----------------

Dimensions

PCB Thickness (Recommended)	1.57 - 3.18 mm[.062 - .125 in]
Product Length	10.96 mm[.431 in]

Usage Conditions

Insulation Option	Uninsulated
Operating Temperature Range	-55 - 85 $^{\circ}\text{C}$ [-67 - 185 $^{\circ}\text{F}$]

Packaging Features

Packaging Method	Carton
------------------	--------

Product Compliance

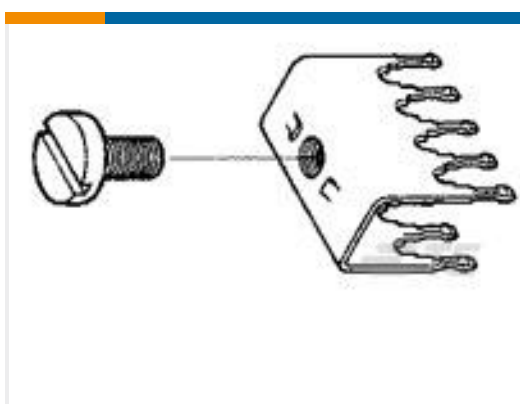
[For compliance documentation, visit the product page on TE.com>](#)

EU RoHS Directive 2011/65/EU	Compliant
EU ELV Directive 2000/53/EC	Compliant
China RoHS 2 Directive MIIT Order No 32, 2016	No Restricted Materials Above Threshold
EU REACH Regulation (EC) No. 1907/2006	Current ECHA Candidate List: JAN 2024 (240) Candidate List Declared Against: JUL 2021 (219) Does not contain REACH SVHC
Halogen Content	Low Halogen - Br, Cl, F, I < 900 ppm per homogenous material. Also BFR/CFR/PVC Free
Solder Process Capability	Not applicable for solder process capability

Product Compliance Disclaimer

This information is provided based on reasonable inquiry of our suppliers and represents our current actual knowledge based on the information they provided. This information is subject to change. The part numbers that TE has identified as EU RoHS compliant have a maximum concentration of 0.1% by weight in homogenous materials for lead, hexavalent chromium, mercury, PBB, PBDE, DBP, BBP, DEHP, DIBP, and 0.01% for cadmium, or qualify for an exemption to these limits as defined in the Annexes of Directive 2011/65/EU (RoHS2). Finished electrical and electronic equipment products will be CE marked as required by Directive 2011/65/EU. Components may not be CE marked. Additionally, the part numbers that TE has identified as EU ELV compliant have a maximum concentration of 0.1% by weight in homogenous materials for lead, hexavalent chromium, and mercury, and 0.01% for cadmium, or qualify for an exemption to these limits as defined in the Annexes of Directive 2000/53/EC (ELV). Regarding the REACH Regulation, the information TE provides on SVHC in articles for this part number is based on the latest European Chemicals Agency (ECHA) 'Guidance on requirements for substances in articles' posted at this URL: <https://echa.europa.eu/guidance-documents/guidance-on-reach>

Compatible Parts



TE Part # 1-505558-1
10 PWR TAP CONT PLTD MTR .100




TE Part # 5213815-1
Power Tap HC 4P Conn w M4 Screw

Customers Also Bought



TE Part # 1-1825027-7
FSMRA6JH04=R/A,TACT PB SW,160G



TE Part # 5-104549-1
10 SYS50 S/M HDR DRST SHRDSN



TE Part # 1-1734775-1
Std USB Type A, Flag, T/H, 1.8A



TE Part # 2-1445057-3
MICRO MNL HDR ASSY SINGLE ROW




TE Part # 350218-2
UMNL PIN 20-14 .0126AUBR



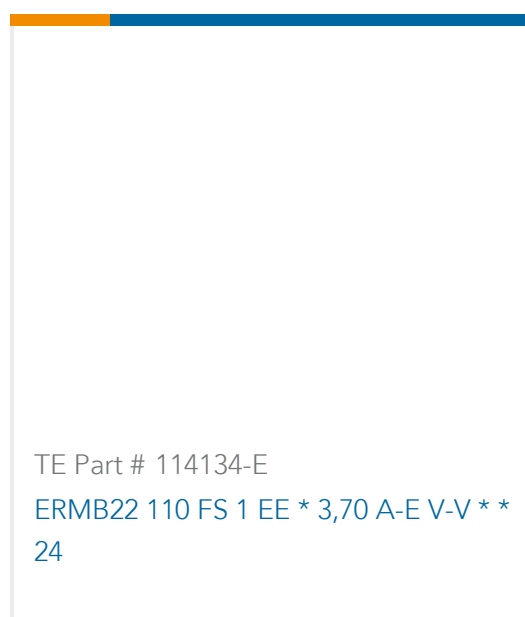
TE Part # 2118715-2
STD SHIELD COVER, CRS-16.90X16.90X2.00MM



TE Part # 2118716-2
STD SHIELD FRAME, CRS-16.50X16.50X3.60MM



TE Part # 749069-5
50 50SR VERT RCPT ASSY



Documents

Product Drawings

[6P POWER TAP ASSY W/M4 SCREW](#)

English

CAD Files

Customer View Model

[ENG_CVM_CVM_5213816-1_B.2d_dxf.zip](#)

English

[3D PDF](#)

3D

Customer View Model

[ENG_CVM_CVM_5213816-1_B.3d_igs.zip](#)

English

Customer View Model

[ENG_CVM_CVM_5213816-1_B.3d_stp.zip](#)

English

By downloading the CAD file I accept and agree to the [Terms and Conditions](#) of use.

Datasheets & Catalog Pages

[POWER_CONNECTORS_CATALOG_SEC02_CABLE_MOUNTED](#)

English

Product Specifications

[Application Specification](#)

English