5536052-5 ✔ ACTIVE

EUROCARD | Eurocard Type B

TE Internal #: 5536052-5

Eurocard Connectors, Plug, Board-to-Board, 64 Position, .1 in [2.54 mm] Centerline, Printed Circuit Board, 2 Row, Right Angle, Eurocard Type B

View on TE.com >

Connectors > PCB Connectors > Backplane Connectors > Eurocard Connectors





Connector & Housing Type: **Plug**

Connector System: **Board-to-Board**

Termination Post & Tail Length: **2.64 mm [.104 in]**

Number of Positions: **64**

Centerline (Pitch): **2.54 mm [.1 in]**

Features

Product Type Features

Connector & Housing Type	Plug
Connector System	Board-to-Board
Connector & Contact Terminates To	Printed Circuit Board
DIN Size	Standard
DIN Level	II

Configuration Features

Number of Positions	64
Number of Rows	2
PCB Mount Orientation	Right Angle
Number of Columns	32
Number of Signal Positions	64
Rows Loaded	A, B

Contact Features

PCB Contact Termination Area Plating Material Thickness	2.54 µm[100 µin]

Contact Layout	Inline
Contact Type	Pin
Contact Underplating Material Thickness	1.27 µm[50 µin]
Contact Mating Area Plating Material Thickness	.76 µm[29.92 µin]
Contact Mating Area Plating Material	Gold
Contact Underplating Material	Nickel
PCB Contact Termination Area Plating Material	Tin
Contact Base Material	Copper Alloy

Termination Features

Termination Method to Printed Circuit Board	Through Hole - Solder
Termination Post & Tail Length	2.64 mm[.104 in]

Mechanical Attachment

Mating Alignment Type	Polarization
Mating Retention	Without
Mating Alignment	With
PCB Mount Alignment	Without
PCB Mount Retention	With
PCB Mount Retention Type	Mounting Hole
Connector Mounting Type	Board Mount

Housing Features

Housing Material	Polymer - GF
Centerline (Pitch)	2.54 mm[.1 in]

Dimensions

Connector Length	93.98 mm[3.7 in]
Connector Height	12.62 mm[.497 in]
Connector Width	8.56 mm[.337 in]
PCB Thickness (Recommended)	1.57 mm[.062 in]
Row-to-Row Spacing	2.54 mm[.1 in]

Usage Conditions

Operating Temperature Range	-55 - 105 °C[-67 - 221 °F]

Operation/Application

Shielded	No

Circuit Application	Signal

Industry Standards

Compatible With Approved Standards Products	CSA LR7189, UL E28476
UL Flammability Rating	UL 94V-0

Packaging Features

Packaging Method	Box, Box & Tray

Product Compliance

For compliance documentation, visit the product page on TE.com>

EU RoHS Directive 2011/65/EU	Compliant
EU ELV Directive 2000/53/EC	Compliant
China RoHS 2 Directive MIIT Order No 32, 2016	No Restricted Materials Above Threshold
EU REACH Regulation (EC) No. 1907/2006	Current ECHA Candidate List: JAN 2024 (240) Candidate List Declared Against: JAN 2024 (240) Does not contain REACH SVHC
Halogen Content	Low Halogen - Br, Cl, F, I < 900 ppm per homogenous material. Also BFR/CFR/PVC Free
Solder Process Capability	Wave solder capable to 265°C

Product Compliance Disclaimer

This information is provided based on reasonable inquiry of our suppliers and represents our current actual knowledge based on the information they provided. This information is subject to change. The part numbers that TE has identified as EU RoHS compliant have a maximum concentration of 0.1% by weight in homogenous materials for lead, hexavalent chromium, mercury, PBB, PBDE, DBP, BBP, DEHP, DIBP, and 0.01% for cadmium, or qualify for an exemption to these limits as defined in the Annexes of Directive 2011/65/EU (RoHS2). Finished electrical and electronic equipment products will be CE marked as required by Directive 2011/65/EU. Components may not be CE marked. Additionally, the part numbers that TE has identified as EU ELV compliant have a maximum concentration of 0.1% by weight in homogenous materials for lead, hexavalent chromium, and mercury, and 0.01% for cadmium, or qualify for an exemption to these limits as defined in the Annexes of Directive 2000/53/EC (ELV). Regarding the REACH Regulation, the information TE provides on SVHC in articles for this part number is based on the latest European Chemicals Agency (ECHA) 'Guidance on requirements for substances in articles' posted at this URL: https://echa.europa.eu/guidance-documents/guidance-on-reach

Compatible Parts

TE Part # 5650861-5
ASSEMBLY,RECEPTACLE,EUROCARD, T

Also in the Series | Eurocard Type B

Eurocard Connectors(39)



Standard Edge Connectors(2)

Customers Also Bought

TE Part # 5499786-6
AMP-LATCH UNIVERSAL HEADERS



TE Part # 87456-5
10 MODIV HSG COMP DR .100CL

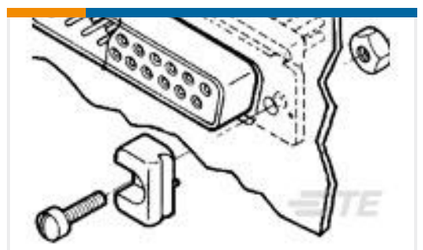

TE Part # 747080-2
LATCH BLOCK/PACKAGED/.090 PANL

TE Part # 640388-6
06P MTA156 HDR ASSY RN STR F/L

TE Part # 1-87499-2
06 MODIV HSG COMP SR .100CL

TE Part # 2118725-2
STD SHIELD COVER, CRS-44.97X44.97X2.00MM

TE Part # 2-2176345-6
CRGCQ 1210 1K2 1%

TE Part # 5-1423901-9
W54-XB2A4A10-10=CKTBKR,THERM, PB,QC.250

TE Part # 080-0001
CABLE,U.FL to SMA Bulkhd 1.13mm Dia,105m

Documents

Product Drawings

ASSY,PIN,EUROCARD,TYPE B,LEAD-

English

CAD Files

Customer View Model

ENG_CVM_CVM_5536052-5_O.2d_dxf.zip

English

3D PDF

3D

Customer View Model

ENG_CVM_CVM_5536052-5_O.3d_igs.zip

English

Customer View Model

ENG_CVM_CVM_5536052-5_O.3d_stp.zip

English

By downloading the CAD file I accept and agree to the Terms and Conditionsof use.

Product Specifications

Application Specification

English