




Connectors > Terminal Blocks & Strips > Barrier Strips



Barrier Strip Style: **Tri-Barrier**
Bottom Termination Type: **Printed Circuit Pin**
Connector System: **Wire-to-Board**
Number of Positions: **4**
Centerline (Pitch): **6.35 mm [.25 in]**

Features

Product Type Features

Block Style	Flat Bottom with standoffs
Connector System	Wire-to-Board
Connector & Contact Terminates To	Printed Circuit Board

Configuration Features

Number of Levels	1
Number of Positions	4
Number of Rows	1

Electrical Characteristics

Operating Voltage	300 V
-------------------	-------

Body Features

Primary Product Color	Black
Product Orientation	Vertical
Barrier Strip Style	Tri-Barrier

Contact Features

PCB Contact Termination Area Plating Material	Tin
Contact Base Material	Copper Alloy
Contact Current Rating (Max)	10 A

Termination Features

--	--



Bottom Termination Type	Printed Circuit Pin
-------------------------	---------------------

Mechanical Attachment

Screw Head Type	Combo Phil-Slot
Screw Plating Material	Zinc
Screw Material	Steel
Top Termination Type	Wire Clamp Combo Head
Mounting Options	None
Thread Size	M3
Connector Mounting Type	Board Mount

Housing Features

Housing Material	Thermoplastic
Centerline (Pitch)	6.35 mm [.25 in]

Dimensions

Product Length	26.67 mm [1.05 in]
Wire Size	.05 - 1.3 mm ²

Usage Conditions

Operating Temperature Range	-40 - 105 °C [-40 - 221 °F]
-----------------------------	-----------------------------

Operation/Application

Circuit Application	Power
---------------------	-------

Industry Standards

UL Flammability Rating	UL 94V-0
------------------------	----------

Packaging Features

Packaging Quantity	400
Packaging Method	Package

Product Compliance

For compliance documentation, visit the product page on TE.com>

EU RoHS Directive 2011/65/EU	Compliant
EU ELV Directive 2000/53/EC	Compliant
China RoHS 2 Directive MIIT Order No 32, 2016	No Restricted Materials Above Threshold
EU REACH Regulation (EC) No. 1907/2006	Current ECHA Candidate List: JAN 2024 (240)



Candidate List Declared Against: JAN 2024 (240)
Does not contain REACH SVHC

Halogen Content	BFR/CFR/PVC Free, but Br/Cl >900 ppm in other sources.
Solder Process Capability	Wave solder capable to 265°C

Product Compliance Disclaimer

This information is provided based on reasonable inquiry of our suppliers and represents our current actual knowledge based on the information they provided. This information is subject to change. The part numbers that TE has identified as EU RoHS compliant have a maximum concentration of 0.1% by weight in homogenous materials for lead, hexavalent chromium, mercury, PBB, PBDE, DBP, BBP, DEHP, DIBP, and 0.01% for cadmium, or qualify for an exemption to these limits as defined in the Annexes of Directive 2011/65/EU (RoHS2). Finished electrical and electronic equipment products will be CE marked as required by Directive 2011/65/EU. Components may not be CE marked. Additionally, the part numbers that TE has identified as EU ELV compliant have a maximum concentration of 0.1% by weight in homogenous materials for lead, hexavalent chromium, and mercury, and 0.01% for cadmium, or qualify for an exemption to these limits as defined in the Annexes of Directive 2000/53/EC (ELV). Regarding the REACH Regulation, the information TE provides on SVHC in articles for this part number is based on the latest European Chemicals Agency (ECHA) 'Guidance on requirements for substances in articles' posted at this URL: <https://echa.europa.eu/guidance-documents/guidance-on-reach>

Compatible Parts











TE Part # 1546011-2
3PCV-04-008=3PCV-ASSY

Also in the Series | Buchanan 3 Series

Barrier Strips(52)

Customers Also Bought



 <p>TE Part # 1658640-1 HDP-20,RCPT,SIZE 5, 50 POSN</p>	 <p>TE Part # 166292-1 20DF COSI SOCKET</p>	 <p>TE Part # 338068-4 MICRO-MATCH FTE, 4P</p>	 <p>TE Part # 1658685-1 HDP-22,RCPT,SIZE 5,78 POSN</p>
 <p>TE Part # 643415-1 04P UMNL HDR ASSY POL</p>	 <p>TE Part # 643424-1 06P UMNL HDR ASSY POL 94VO</p>	 <p>TE Part # 643412-1 02P UMNL HDR ASSY POL 94VO</p>	 <p>TE Part # 1546074-2 2 POS 5.08MM TERMI-BLOK TOP WI</p>
 <p>TE Part # 643428-1 12P UMNL HDR ASSY POL 94VO</p>	 <p>TE Part # 2118651-2 RF CA,UMCC GEN1-GEN1,1.13MM CABLE,L30MM</p>		

Documents

CAD Files

Customer View Model

ENG_CVM_CVM_4-1437646-2_G.2d_dxf.zip

English

3D PDF

3D

Customer View Model

ENG_CVM_CVM_4-1437646-2_G.3d_igs.zip

English

Customer View Model

ENG_CVM_CVM_4-1437646-2_G.3d_stp.zip

English

By downloading the CAD file I accept and agree to the [Terms and Conditions](#) of use.

Datasheets & Catalog Pages

1-1773458-2_BARRIER_STRIPS_QUICK_REFERENCE_GUIDE

English