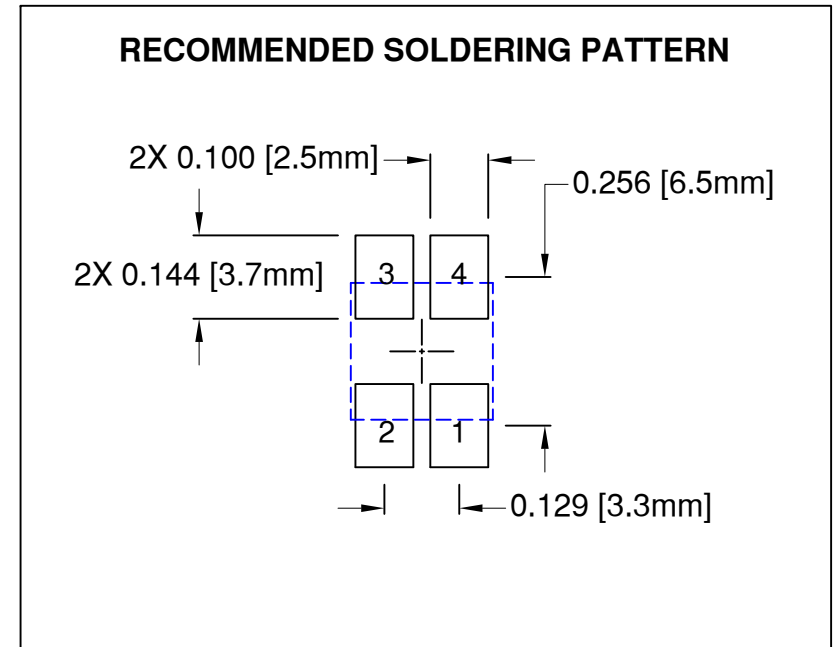
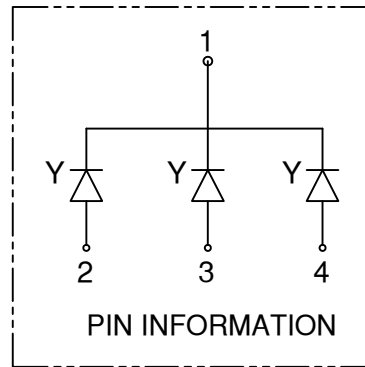
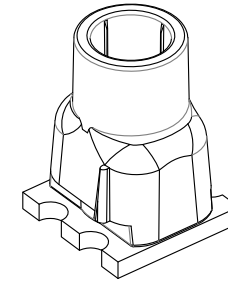
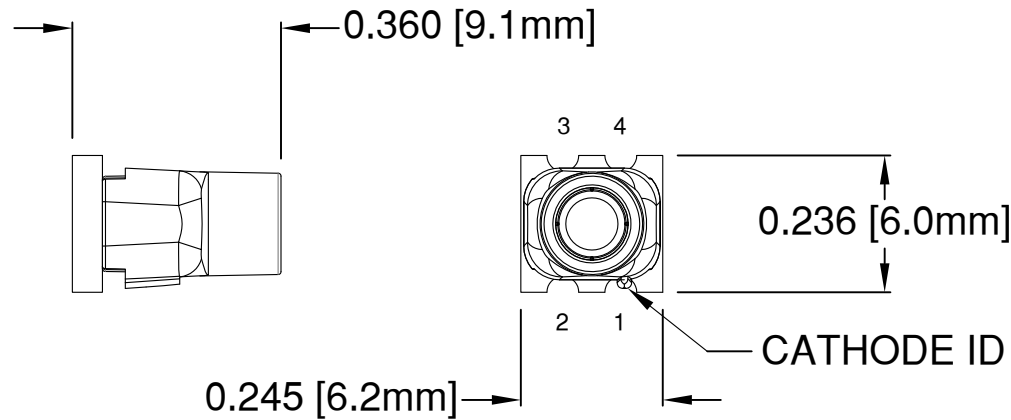


REV.	DESCRIPTION	DATE	APPROVED
B	Engineering Release	02/27/15	J. C.
C	Revised Side View, See Page 4	03/20/15	J. C.
D	Corrected Typo in Recom. Soldering Pattern	09/12/16	J. C.



ABSOLUTE MAXIMUM RATINGS at Ta=25°C

REVERSE VOLTAGE	5V
REVERSE CURRENT	100µA
OPERATING TEMPERATURE RANGE	-35°C - 85°C
STORAGE TEMPERATURE	-35°C - 85°C
MAX SOLDERING TEMPERATURE	260°C FOR 3 SECONDS

NOTES:

- DERATING OF FORWARD CURRENT PER SEGMENT, 0.30mA/°C at T ≥ 25°C
- ACCEPTS BIVAR FLEXIBLE LIGHT PIPE STYLE FLPS2031

STANDARD TOLERANCE (UNLESS OTHERWISE SPECIFIED)	
DECIMALS	ANGULAR
.X ± .1	X° ± 1°
.XX ± .02	
.XXX ± .010	

BIVAR[®]

4 THOMAS, IRVINE, CA. 92618
TEL: (949) 951-8808 FAX: (949) 951-3974


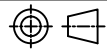
TITLE:
SMT FLP VERTICAL ADAPTER, YELLOW

DESIGNED: A. Wright	DATE: 03/13/14	PART NO: SMTV01-YXX	REVISION: D
CHECKED: B. Oliver	DATE: 03/13/14	CAGE CODE : 32559	SHEET # 1 OF 4
CAD GENERATED DOCUMENT. DO NOT MEASURE DRAWING.			

REV.	DESCRIPTION	DATE	APPROVED
	SEE SHEET #1		

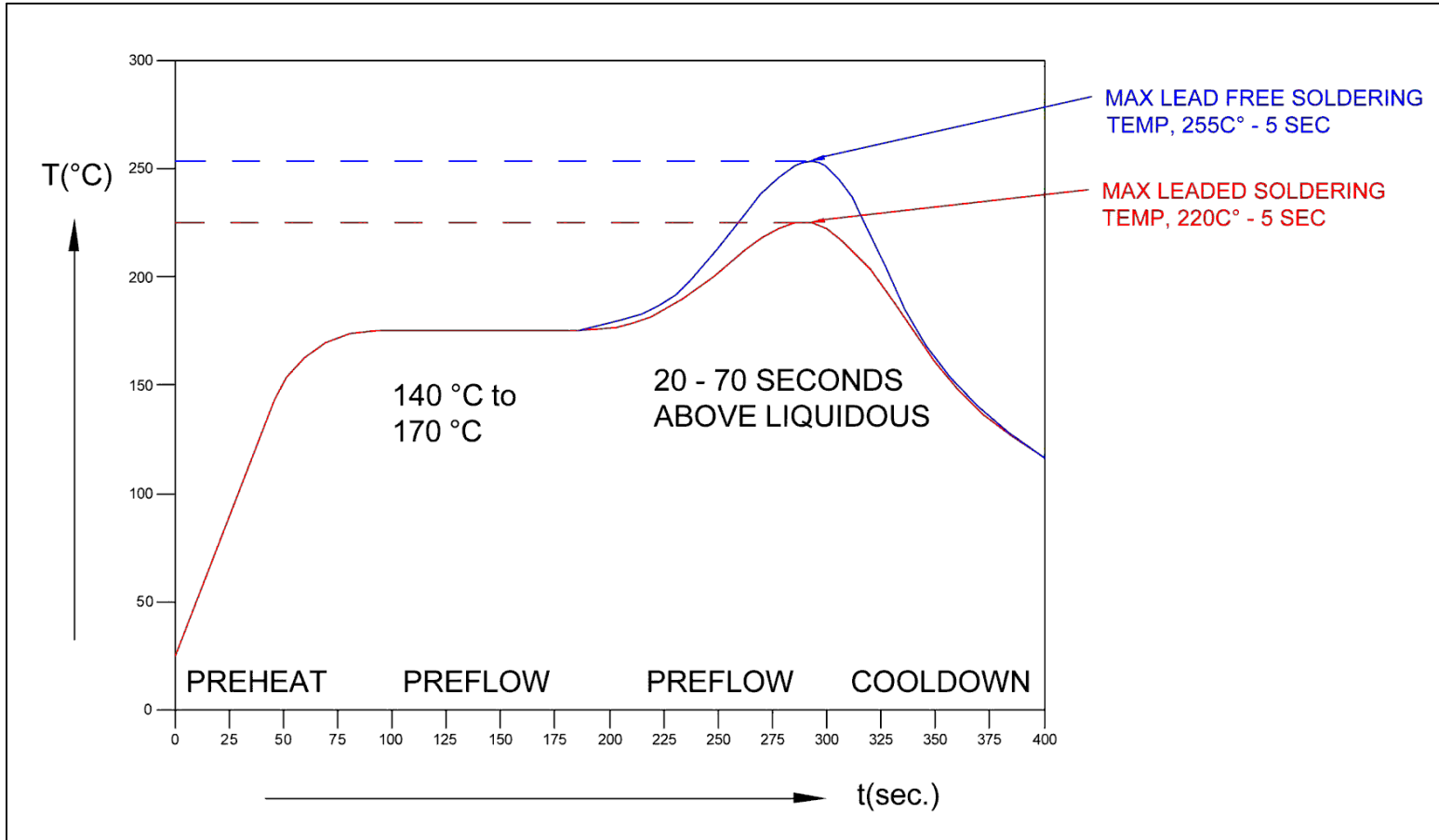
Part Number	Chip				Absolute Maximum Ratings Per Segment			Electro-Optical Data @60mA, 25°C			
	Emitted Color	λ_D [nm]			P_d [mW]	I_f [mA]	Peak I_f [mA]	V_f [V]			I_v [mcd]
		MIN	TYP	MAX				MIN	TYP	MAX	
SMTV01-Y19	YELLOW	-	589	-	65	25	100	1.8	2.1	2.6	190
SMTV01-Y27					65	25	100				270
SMTV01-Y35					65	25	100				348

Note: 10% Duty Cycle, Pulse Width ≤ 0.1 msec for Peak I_f .

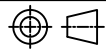
STANDARD TOLERANCE (UNLESS OTHERWISE SPECIFIED)		 BIVAR [®] 4 THOMAS, IRVINE, CA. 92618 TEL: (949) 951-8808 FAX: (949) 951-3974	
DECIMALS	ANGULAR		
.X ± .1	X° ± 1°		
.XX ± .02			
.XXX ± .010		TITLE: SMT FLP VERTICAL ADAPTER, YELLOW	
DESIGNED: A. Wright	DATE: 03/13/14	PART NO: SMTV01-YXX	
CHECKED: B. Oliver	DATE: 03/13/14	REVISION: D	
		CAGE CODE : 32559 SHEET # 2 OF 4	
CAD GENERATED DOCUMENT. DO NOT MEASURE DRAWING.			

REV.	DESCRIPTION	DATE	APPROVED
	SEE SHEET #1		

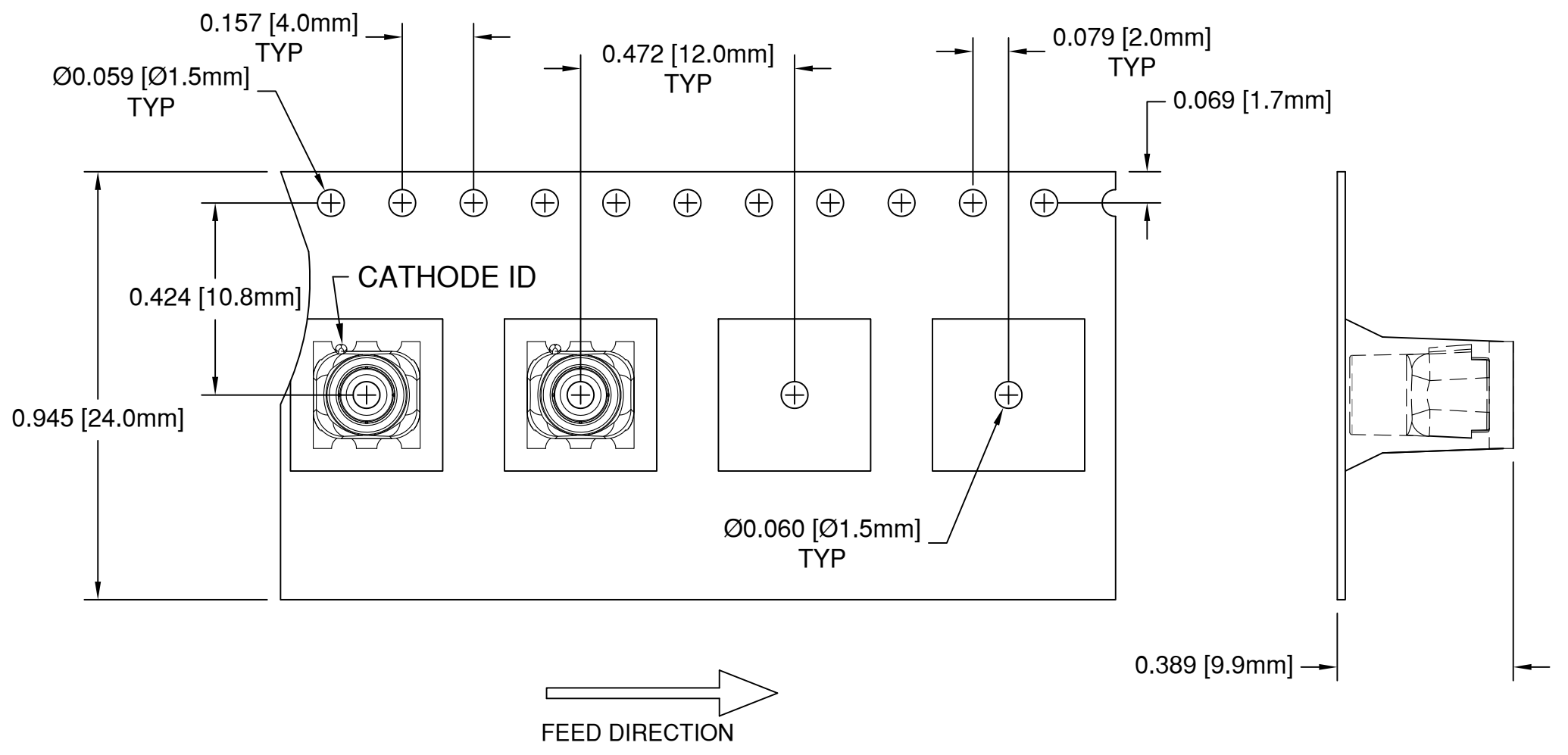
Recommended Reflow Soldering Profile




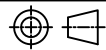
NOTE:
 1. Do not clean after soldering. Only use no-clean solder paste.

STANDARD TOLERANCE (UNLESS OTHERWISE SPECIFIED)		BIVAR [®] 4 THOMAS, IRVINE, CA. 92618 TEL: (949) 951-8808 FAX: (949) 951-3974	
DECIMALS	ANGULAR		
.X ± .1	X° ± 1°		
.XX ± .02			
.XXX ± .010		TITLE: SMT FLP VERTICAL ADAPTER, YELLOW	
DESIGNED: A. Wright	DATE: 03/13/14	PART NO: SMTV01-YXX	
CHECKED: B. Oliver	DATE: 03/13/14	REVISION: D	
		CAGE CODE : 32559 SHEET # 3 OF 4	
CAD GENERATED DOCUMENT. DO NOT MEASURE DRAWING.			

REV.	DESCRIPTION	DATE	APPROVED
	SEE SHEET #1		



NOTES:
 3. MOISTURE SENSITIVITY LEVEL: 4
 2. UNLESS OTHERWISE SPECIFIED, PACKAGING TO COMPLY WITH EIA-481-D
 1. 500 pcs PER REEL

STANDARD TOLERANCE (UNLESS OTHERWISE SPECIFIED)		 4 THOMAS, IRVINE, CA. 92618 TEL: (949) 951-8808 FAX: (949) 951-3974	
DECIMALS	ANGULAR		
.X ± .1	X° ± 1°	 TITLE: SMT FLP VERTICAL ADAPTER, YELLOW	
.XX ± .02			
.XXX ± .010		PART NO: SMTV01-YXX	REVISION: D
DESIGNED: A. Wright	DATE: 03/13/14	CAGE CODE : 32559	SHEET # 4 OF 4
CHECKED: B. Oliver	DATE: 03/13/14	CAD GENERATED DOCUMENT. DO NOT MEASURE DRAWING.	