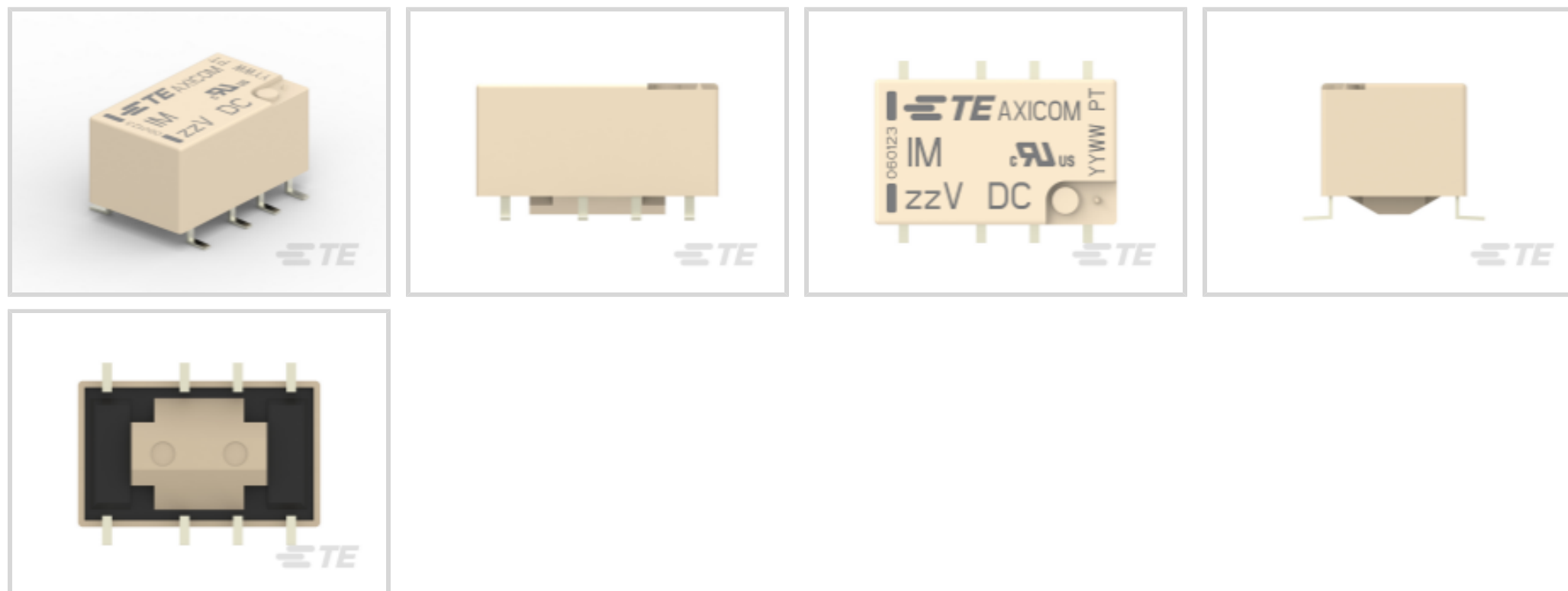




Relays & Contactors > Relays > Signal Relays > Standard Signal Relay 2 Form C,2 CO Cont



Contact Voltage Rating: **220 VDC**

Coil Power Rating DC: **100 mW**

Isolation (HF Parameter): **-18.8dB @ 900MHz, -37dB @ 100MHz**

Insertion Loss (HF Parameter): **-.03dB @ 100MHz, -.33dB @ 900MHz**

[All Standard Signal Relay 2 Form C,2 CO Cont \(74\)](#)

## Features

### Configuration Features

Insulation Special Features	2500V Initial Surge Withstand Voltage between Contacts & Coil
Contact Special Features	Bifurcated/Twin Contacts, Gull Wing
Coil Special Features	Sensitive Version
Contact Arrangement	2 Form C (2 CO)
Contact Number of Poles	2

### Electrical Characteristics

Insulation Initial Dielectric Between Open Contacts	750 Vrms
Contact Limiting Making Current	2 A
Contact Limiting Short-Time Current	2 A
Contact Limiting Continuous Current	2 A
Voltage Standing Wave Ration (HF Parameter)	1.06 @ 100MHz, 1.49 @ 900Mhz
Insulation Initial Dielectric Between Adjacent Contacts	1000 Vrms
Insulation Initial Dielectric Between Contacts & Coil	1800 Vrms

Insulation Initial Resistance	1000000 MΩ
Contact Limiting Breaking Current	2 A
Contact Switching Load (Min)	.1mA @ .0001V
Coil Resistance	234 Ω
Contact Voltage Rating	220 VDC
Coil Power Rating DC	100 mW
Coil Voltage Rating	5 VDC
Contact Current Rating	2 A
Contact Switching Voltage (Max)	220 VDC

### Signal Characteristics

Isolation (HF Parameter)	-18.8dB @ 900MHz, -37dB @ 100MHz
Insertion Loss (HF Parameter)	-.03dB @ 100MHz, -.33dB @ 900MHz

### Body Features

Product Weight	.75 g[.026 oz]
----------------	----------------

### Contact Features

Contact Plating Material	Gold
Contact Material	PdRu+Au

### Termination Features

Relay Connection Type	PCB Termination
Terminal Configuration	PCB SMT

### Mechanical Attachment

Product Mount Type	Printed Circuit Board
--------------------	-----------------------

### Dimensions

Product Width	6 mm[.236 in]
Product Length	10 mm[.393 in]
Product Height	5.65 mm[.222 in]

### Usage Conditions

Environmental Ambient Temperature (Max)	85 °C[185 °F]
Operating Temperature Range	-40 - 85 °C

### Operation/Application

Actuating System	DC
Solder Process	Reflow Solder

Performance Type	Standard
Coil Magnetic System	Monostable, Polarized

### Packaging Features

Packaging Method	Reel
------------------	------

### Other

Length Class (Mechanical)	0 - 10 mm
Environmental Ambient Temperature Class	70 - 85 °C
Height Class (Mechanical)	0 - 6 mm
Coil Power Rating Class	50 - 300 mW
Width Class (Mechanical)	0 - 6 mm
Contact Current Class	0 - 2 A

### Product Compliance

[For compliance documentation, visit the product page on TE.com>](#)

EU RoHS Directive 2011/65/EU	Compliant
EU ELV Directive 2000/53/EC	Compliant
China RoHS 2 Directive MIIT Order No 32, 2016	No Restricted Materials Above Threshold
EU REACH Regulation (EC) No. 1907/2006	Current ECHA Candidate List: JAN 2024 (240) Candidate List Declared Against: JAN 2024 (240) Does not contain REACH SVHC
Halogen Content	Low Bromine/Chlorine - Br and Cl < 900 ppm per homogenous material. Also BFR /CFR/PVC Free
Solder Process Capability	Reflow solder capable to 260°C

#### Product Compliance Disclaimer

This information is provided based on reasonable inquiry of our suppliers and represents our current actual knowledge based on the information they provided. This information is subject to change. The part numbers that TE has identified as EU RoHS compliant have a maximum concentration of 0.1% by weight in homogenous materials for lead, hexavalent chromium, mercury, PBB, PBDE, DBP, BBP, DEHP, DIBP, and 0.01% for cadmium, or qualify for an exemption to these limits as defined in the Annexes of Directive 2011/65/EU (RoHS2). Finished electrical and electronic equipment products will be CE marked as required by Directive 2011/65/EU. Components may not be CE marked. Additionally, the part numbers that TE has identified as EU ELV compliant have a maximum concentration of 0.1% by weight in homogenous materials for lead, hexavalent chromium, and mercury, and 0.01% for cadmium, or qualify for an exemption to these limits as defined in the Annexes of Directive 2000/53/EC (ELV). Regarding the REACH Regulation, the information TE provides on SVHC in articles for this part number is based on the latest European Chemicals Agency (ECHA) 'Guidance on requirements for substances in articles' posted at this URL: <https://echa.europa.eu/guidance-documents/guidance-on-reach>

## Compatible Parts




TE Part # 1-1462037-4  
IM03GR=IM RELAY 140mW 5V

## Also in the Series | Axicom IM



RJ45 Connectors(2)




Signal Relays(154)

## Customers Also Bought



TE Part # 5-534237-3  
05 MODII VRT SR CE 100/115



TE Part # 103310-1  
010 LOPRO HDR RA 15DP



TE Part # 8-1393239-8  
RT314F24



TE Part # 292228-3  
1.5 MINI CT SGL H SMT W/O BOSS



TE Part # 1-207121-0  
METRIMATE PIN HDR ASY,36P LF



TE Part # 7-2176388-6  
RQ 1206 60R4 0.1% 10PPM 5K RL



TE Part # 3-331272-8  
SOCKET,MIN-SPR W/H AU SER-2



TE Part # 5-146276-3  
03 MODII HDR SRST B/A .100CL



## Documents

### Product Drawings

[IM13GR=IM RELAY 100mW 5V](#)

English

### CAD Files

Customer View Model

[ENG\\_CVM\\_CVM\\_1462037-2\\_A.2d\\_dxf.zip](#)

English

[3D PDF](#)

3D

Customer View Model

[ENG\\_CVM\\_CVM\\_1462037-2\\_A.3d\\_igs.zip](#)

English

Customer View Model

[ENG\\_CVM\\_CVM\\_1462037-2\\_A.3d\\_stp.zip](#)

English

Customer View Model

[ENG\\_CVM\\_CVM\\_1462039-4\\_B5.3d\\_igs.zip](#)

English

Customer View Model

[ENG\\_CVM\\_CVM\\_1462039-4\\_B5.3d\\_stp.zip](#)

English

Customer View Model

[ENG\\_CVM\\_CVM\\_1462039-4\\_B5.2d\\_dxf.zip](#)

English

[3D PDF](#)

3D

By downloading the CAD file I accept and agree to the [Terms and Conditions](#) of use.

### Datasheets & Catalog Pages

[Axicom Signal and High Frequency Relays \(RF Switches\) APPLICATION NOTE #2](#)

English

[IM\\_Datasheet](#)

English



**Product Specifications**

[Definitions General Purpose Relays](#)

English

---

**Agency Approvals**

[VDE Certificate](#)

English