5-147279-2 ✔ ACTIVE

AMPMODU | AMPMODU Headers

TE Internal #: 5-147279-2

PCB Mount Header, Vertical, Board-to-Board, 10 Position, 2.54 mm [.1 in] Centerline, Breakaway, Gold, Surface Mount, Signal, Black, AMPMODU Headers

View on TE.com >

Connectors > PCB Connectors > PCB Headers & Receptacles


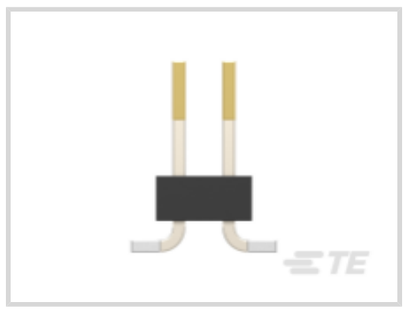




PCB Connector Assembly Type: **PCB Mount Header**

PCB Mount Orientation: **Vertical**

Connector System: **Board-to-Board**

Number of Positions: **10**

Number of Rows: **2**

Features

Product Type Features

PCB Connector Assembly Type	PCB Mount Header
Connector System	Board-to-Board
Header Type	Breakaway
Sealable	No
Connector & Contact Terminates To	Printed Circuit Board

Configuration Features

Connector Contact Load Condition	Fully Loaded
PCB Mount Orientation	Vertical
Number of Positions	10
Number of Rows	2
Board-to-Board Configuration	Parallel

Body Features

Primary Product Color	Black

Contact Features

Mating Square Post Dimension	.64 mm[.025 in]
	100 - 200 µin
PCB Contact Termination Area Plating Material Finish	Matte
Contact Shape & Form	Square
Contact Underplating Material	Nickel
PCB Contact Termination Area Plating Material	Tin-Lead
Contact Base Material	Copper Alloy
Contact Mating Area Plating Material	Gold
Contact Mating Area Plating Material Thickness	.762 µm[30 µin]
Contact Type	Pin
Contact Current Rating (Max)	3 A

Termination Features

Square Termination Post & Tail Dimension	.64 mm[.025 in]
	.05 in
Termination Method to Printed Circuit Board	Surface Mount

Mechanical Attachment

Mating Alignment	With
PCB Mount Retention	Without
PCB Mount Alignment	Without
Connector Mounting Type	Board Mount

Housing Features

Centerline (Pitch)	2.54 mm[.1 in]
Housing Material	LCP (Liquid Crystal Polymer), LCP-GF (Liquid Crystal Polymer)

Dimensions

Row-to-Row Spacing	2.54 mm[.1 in]
PCB Thickness (Recommended)	1.6 mm[.063 in]

Usage Conditions

Housing Temperature Rating	Standard
Operating Temperature Range	-65 - 105 °C[-85 - 221 °F]

Operation/Application

Assembly Process Feature	Pick and Place Cap

Circuit Application	Signal

Industry Standards

UL Flammability Rating	UL 94V-0

Packaging Features

Packaging Quantity	250
Packaging Method	Tape & Reel

Product Compliance

For compliance documentation, visit the product page on TE.com>

EU RoHS Directive 2011/65/EU	Compliant
EU ELV Directive 2000/53/EC	Compliant
China RoHS 2 Directive MIIT Order No 32, 2016	No Restricted Materials Above Threshold
EU REACH Regulation (EC) No. 1907/2006	Current ECHA Candidate List: JAN 2024 (240) Candidate List Declared Against: JAN 2024 (240) Does not contain REACH SVHC
Halogen Content	Low Bromine/Chlorine - Br and Cl < 900 ppm per homogenous material. Also BFR /CFR/PVC Free
Solder Process Capability	Reflow solder capable to 260°C

Product Compliance Disclaimer

This information is provided based on reasonable inquiry of our suppliers and represents our current actual knowledge based on the information they provided. This information is subject to change. The part numbers that TE has identified as EU RoHS compliant have a maximum concentration of 0.1% by weight in homogenous materials for lead, hexavalent chromium, mercury, PBB, PBDE, DBP, BBP, DEHP, DIBP, and 0.01% for cadmium, or qualify for an exemption to these limits as defined in the Annexes of Directive 2011/65/EU (RoHS2). Finished electrical and electronic equipment products will be CE marked as required by Directive 2011/65/EU. Components may not be CE marked. Additionally, the part numbers that TE has identified as EU ELV compliant have a maximum concentration of 0.1% by weight in homogenous materials for lead, hexavalent chromium, and mercury, and 0.01% for cadmium, or qualify for an exemption to these limits as defined in the Annexes of Directive 2000/53/EC (ELV). Regarding the REACH Regulation, the information TE provides on SVHC in articles for this part number is based on the latest European Chemicals Agency (ECHA) 'Guidance on requirements for substances in articles' posted at this URL: https://echa.europa.eu/guidance-documents/guidance-on-reach

Compatible Parts



TE Part # 87133-5
10 LOCKING CLIP HSG DR MRKD



TE Part # 87131-2
10 LOCKING CLIP HSG DR .100CL



TE Part # 87131-5
10 LOCKING CLIP HSG DR MRKD



TE Part # 87132-2
10 LOCKING CLIP HSG DR .100CL



TE Part # 87132-5
10 LOCKING CLIP HSG DR MRKD



TE Part # 966645-5
2x5P HV100 REC. CON, SMD, GOLD, TUBE PACK

Also in the Series | AMPMODU Headers



Connector Caps & Covers(1)



Connector Contacts(64)



Connector Hardware(2)



PCB Headers & Receptacles(4349)



Wire-to-Board Connector Assemblies & Housings(5)

Customers Also Bought



TE Part # 6609987-7
15SRB1-Y=F8219F



TE Part # 8-1437187-1
FST-22A-5



TE Part # 1116062-2
MJ,10MM,8P,BEZEL PNL TABS,SN



TE Part # 1367646-4
Heatsink clip Stamped and Form



TE Part # 2227670-1
zQSFP+ STACKED RECEPTACLE ASSEMBLY 2X2



TE Part # 3-2176331-6
CRGP 2512 8K2 1%



TE Part # 1551920-4
zQSFP+ connector assembly

TE Part # 2350231-6
SFP28 STACKED 2X1 RECEPTACLE ASSEMBLY

TE Part # 2350231-7
SFP28 STACKED 2X1 RECEPTACLE ASSEMBLY

Documents

CAD Files

3D PDF

3D

Customer View Model
ENG_CVM_CVM_5-147279-2_S.2d_dxf.zip

English

Customer View Model
ENG_CVM_CVM_5-147279-2_S.3d_igs.zip

English

Customer View Model
ENG_CVM_CVM_5-147279-2_S.3d_stp.zip

English

By downloading the CAD file I accept and agree to the Terms and Conditionsof use.

Datasheets & Catalog Pages

1-1773720-9_AMPMODU_MOD_IV_V_QRG

English