



Terminals & Splices > Magnet Wire Terminals



Magnet Wire Terminal Type: **Leaf**

Mating Tab Width: **3.4 mm [.134 in]**

Mating Tab Thickness: **.5 mm [.02 in]**

Compatible With Cavity Size: **Size 2**

Magnet Wire Size: **26 - 23 AWG**

Features

Product Type Features

Compatible With Discrete Wire Type

Magnet Wire, Solid

Body Features

Compatible With Cavity Size

Size 2

Contact Features

Magnet Wire Terminal Type

Leaf

Mating Tab Width

3.4 mm [.134 in]

Mating Tab Thickness

.5 mm [.02 in]

Terminal Plating Material

Tin

Terminal Orientation

Twisted

Termination Features

Termination Method to Wire & Cable

Insulation Displacement (IDC)

Dimensions

Terminal Height

7.6 mm [.3 in]



Magnet Wire Size	.4 - .67 mm
Stock Thickness (Magnet Wire Side)	.4 mm[.016 in]
Product Length	7.9 mm[.311 in]

Usage Conditions

Insulation Option	Uninsulated
Operating Temperature Range	-65 - 150 °C[-85 - 302 °F]

Operation/Application

Compatible With Wire Base Material	Copper
------------------------------------	--------

Identification Marking

Identification Number	10
-----------------------	----

Packaging Features

Packaging Quantity	15000
Packaging Method	Reel, Reel/Carton

Product Compliance

[For compliance documentation, visit the product page on TE.com>](#)




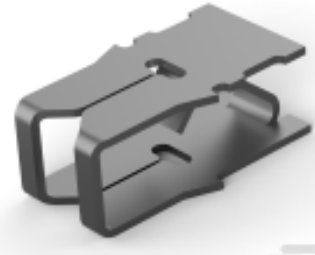







EU RoHS Directive 2011/65/EU	Compliant
EU ELV Directive 2000/53/EC	Compliant
China RoHS 2 Directive MIIT Order No 32, 2016	No Restricted Materials Above Threshold
EU REACH Regulation (EC) No. 1907/2006	Current ECHA Candidate List: JAN 2024 (240) Candidate List Declared Against: JAN 2024 (240) Does not contain REACH SVHC
Halogen Content	Low Halogen - Br, Cl, F, I < 900 ppm per homogenous material. Also BFR/CFR/PVC Free
Solder Process Capability	Not applicable for solder process capability

Product Compliance Disclaimer

This information is provided based on reasonable inquiry of our suppliers and represents our current actual knowledge based on the information they provided. This information is subject to change. The part numbers that TE has identified as EU RoHS compliant have a maximum concentration of 0.1% by weight in homogenous materials for lead, hexavalent chromium, mercury, PBB, PBDE, DBP, BBP, DEHP, DIBP, and 0.01% for cadmium, or qualify for an exemption to these limits as defined in the Annexes of Directive 2011/65/EU (RoHS2). Finished electrical and electronic equipment products will be CE marked as required by Directive 2011/65/EU. Components may not be CE marked. Additionally, the part numbers that TE has identified as EU ELV compliant have a maximum concentration of 0.1% by weight in homogenous materials for lead, hexavalent chromium, and mercury, and 0.01% for cadmium, or qualify for an exemption to these limits as defined in the Annexes of Directive 2000/53/EC (ELV). Regarding the REACH Regulation, the information TE provides on SVHC in articles for this part number is based on the latest European Chemicals Agency (ECHA) 'Guidance on

requirements for substances in articles' posted at this URL: <https://echa.europa.eu/guidance-documents/guidance-on-reach>

Compatible Parts

 <p>TE Part # 926851-2 MAG MATE LEAF KONT</p>	 <p>TE Part # 928770-2 MAG-MATE LEAF CONT.</p>	 <p>TE Part # 964337-2 CODE WIRE SIZE : 4</p>	 <p>TE Part # 926850-2 MAG MATE LEAF KONT</p>
 <p>TE Part # 964339-1 MAG MATE KONT. MKII</p>	 <p>TE Part # 926850-1 MAG MATE LEAF KONT</p>	 <p>TE Part # 1-928771-4 MAG-MATE LEAF TERMINAL</p>	 <p>TE Part # 926851-1 MAG MATE LEAF KONT</p>
 <p>TE Part # 926850-7 MAG-MATE LEAF KONT</p>	 <p>TE Part # 926852-1 MAG-MATE LEAF CONT.</p>	 <p>TE Part # 926852-4 MAG MATE LEAF KONT</p>	 <p>TE Part # 964338-1 MAG MATE LEAF KONT</p>

Also in the Series | MAG-MATE 300



Magnet Wire Terminals(78)

Customers Also Bought



Documents

Product Drawings

MAG MATE LEAF KONT

English

CAD Files

3D PDF

3D

Customer View Model

[ENG_CVM_CVM_926852-2_C.2d_dxf.zip](#)

English

Customer View Model

[ENG_CVM_CVM_926852-2_C.3d_igs.zip](#)

English

Customer View Model

[ENG_CVM_CVM_926852-2_C.3d_stp.zip](#)

English

By downloading the CAD file I accept and agree to the [Terms and Conditions](#) of use.

Datasheets & Catalog Pages



Magnet Wire Terminals & Splices

English

Product Specifications

Application Specification

English