




Connectors > Contacts > Connector Contacts > 2.54mm FFC Connectors Pin Contacts



Contact Type: **Pin**

Contact Mating Area Plating Material: **Gold Flash**

Compatible With Wire & Cable Type: **FFC**

Termination Method to Wire & Cable: **Solder Tab**

Contact Base Material: **Phosphor Bronze**

[All 2.54mm FFC Connectors Pin Contacts \(34\)](#)

Features

Configuration Features

Compatible With Wire & Cable Type	FFC
-----------------------------------	-----

Contact Features

PCB Contact Termination Area Plating Material	Tin
Contact Type	Pin
Contact Mating Area Plating Material	Gold Flash
Contact Base Material	Phosphor Bronze
Contact Current Rating (Max)	2 A

Termination Features

Termination Method to Wire & Cable	Solder Tab
Product Terminates To	Wire & Cable

Dimensions

Accepts Conductor Width	1.27 mm[.05 in]
-------------------------	-----------------

Usage Conditions

--	--



Operating Temperature Range	-65 - 105 °C[-85 - 221 °F]
-----------------------------	----------------------------

Operation/Application

Circuit Application	Signal
---------------------	--------

Packaging Features

Packaging Method	Reel
------------------	------

Product Compliance

For compliance documentation, visit the product page on [TE.com](#)>

EU RoHS Directive 2011/65/EU	Compliant
EU ELV Directive 2000/53/EC	Compliant
China RoHS 2 Directive MIIT Order No 32, 2016	No Restricted Materials Above Threshold
EU REACH Regulation (EC) No. 1907/2006	Current ECHA Candidate List: JAN 2024 (240) Candidate List Declared Against: JAN 2024 (240) Does not contain REACH SVHC
Halogen Content	Low Halogen - Br, Cl, F, I < 900 ppm per homogenous material. Also BFR/CFR/PVC Free
Solder Process Capability	Reflow solder capable to 260°C

Product Compliance Disclaimer


This information is provided based on reasonable inquiry of our suppliers and represents our current actual knowledge based on the information they provided. This information is subject to change. The part numbers that TE has identified as EU RoHS compliant have a maximum concentration of 0.1% by weight in homogenous materials for lead, hexavalent chromium, mercury, PBB, PBDE, DBP, BBP, DEHP, DIBP, and 0.01% for cadmium, or qualify for an exemption to these limits as defined in the Annexes of Directive 2011/65/EU (RoHS2). Finished electrical and electronic equipment products will be CE marked as required by Directive 2011/65/EU. Components may not be CE marked. Additionally, the part numbers that TE has identified as EU ELV compliant have a maximum concentration of 0.1% by weight in homogenous materials for lead, hexavalent chromium, and mercury, and 0.01% for cadmium, or qualify for an exemption to these limits as defined in the Annexes of Directive 2000/53/EC (ELV). Regarding the REACH Regulation, the information TE provides on SVHC in articles for this part number is based on the latest European Chemicals Agency (ECHA) 'Guidance on requirements for substances in articles' posted at this URL: <https://echa.europa.eu/guidance-documents/guidance-on-reach>

Compatible Parts





TE Part # 1-528013-1
FFC PISTOL GRIP HAND TOOL CASE



TE Part # 5-528441-7
APPLIC. FFC-.100 SOLDER TAB

Customers Also Bought



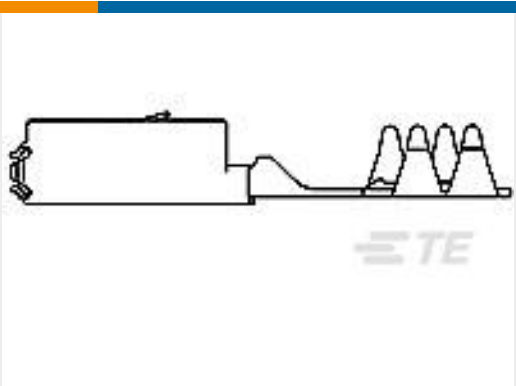
TE Part # 487378-4
2.54mm FFC Connectors Receptacle Housing



TE Part # 4-1393117-5
KUP-11D15-24=KU



TE Part # 345212-1
070 SERIES TAB



TE Part # 929387-1
MQS0,63 Sn rec LL unseal. FFC



TE Part # 5-1355397-3
4POS MQS REC COD E



TE Part # 965927-1
SPLICE F DRAHT+FFC

Documents

CAD Files

Customer View Model

ENG_CVM_CVM_1-88997-2_BG.2d_dxf.zip

English

3D PDF

3D

Customer View Model

ENG_CVM_CVM_1-88997-2_BG.3d_igs.zip

English

Customer View Model

ENG_CVM_CVM_1-88997-2_BG.3d_stp.zip

English

By downloading the CAD file I accept and agree to the [Terms and Conditions](#) of use.

Product Specifications

Flexible Flat Cable (FFC) Housings with Contact Cavities on 2.54-mm (.100-in.) Centerline Spacing

English

1-88997-2

Pin Contact, Gold Flash, FFC, Solder Tab, Phosphor Bronze, Signal, -85 - 221 °F [-65 - 105 °C]

