W69-X2Q12-15 ✔ ACTIVE

Potter & Brumfield | Potter & Brumfield W6

TE Internal #: 8-1393253-5

Circuit Breakers, Magnetic, Series Trip, White, Operating Voltage 277 VAC / 415 VAC / 240 VAC, 15A Current Rating, 3 Pole, Potter & Brumfield W6

View on TE.com >

Relays & Contactors > Circuit Breakers



Circuit Breaker Type: **Magnetic**

Circuit Function: **Series Trip**

Illuminated: **Without**

Actuator Color: **White**

Operating Voltage: **240 VAC, 277 VAC, 415 VAC**

Features

Product Type Features

Illumination Type	No Light
Actuator Type	Rocker, Toggle
Circuit Breaker Type	Magnetic
Illuminated	Without

Configuration Features

	2.25 x 1.66 in
Circuit Function	Series Trip
Number of Poles	3

Electrical Characteristics

Operating Voltage	240 VAC, 277 VAC, 415 VAC
Current Rating	15 A
Interrupt Capacity	5000A @ 277VAC

Body Features

Actuator Color	White

Contact Features

Trip Time at 200%	2.2 - 20 seconds

Termination Features

Terminal Configuration	6.35 [.25] Straight Quick Connect Tab

Mechanical Attachment

Mounting Options	6-32 Mounting Threads

Dimensions

	.047 - .11 in
Product Height	50.8 mm[2 in]

Identification Marking

Stamped Marking Type	International I/O

Product Compliance

For compliance documentation, visit the product page on TE.com>

EU RoHS Directive 2011/65/EU	Compliant with Exemptions
EU ELV Directive 2000/53/EC	Compliant
China RoHS 2 Directive MIIT Order No 32, 2016	Restricted Materials Above Threshold
EU REACH Regulation (EC) No. 1907/2006	Current ECHA Candidate List: JAN 2024 (240) Candidate List Declared Against: JUNE 2022 (224) SVHC > Threshold: Cadmium oxide (7.95% in Component part) **Article Safe Usage Statements:** Use personal protective equipment as required. Do not eat, drink or smoke when using this product. Recycle if possible and dispose of the article by following all applicable governmental regulations relevant to your geographic location.
Halogen Content	Not Low Halogen - contains Br or Cl > 900 ppm.
Solder Process Capability	Not applicable for solder process capability

Product Compliance Disclaimer

This information is provided based on reasonable inquiry of our suppliers and represents our current actual knowledge based on the information they provided. This information is subject to change. The part numbers that TE has identified as EU RoHS compliant have a maximum concentration of 0.1% by weight in homogenous materials for lead, hexavalent chromium, mercury, PBB, PBDE, DBP, BBP, DEHP, DIBP, and 0.01% for cadmium, or qualify for an exemption to these limits as defined in the Annexes of Directive 2011/65/EU (RoHS2). Finished electrical and electronic equipment products will be CE marked as required by Directive 2011/65/EU. Components may not be CE marked. Additionally, the part numbers that TE has identified as EU ELV compliant have a maximum concentration of 0.1% by weight in homogenous materials for lead, hexavalent chromium, and mercury, and 0.01% for cadmium, or qualify for an exemption to these limits as defined in the Annexes of Directive 2000/53/EC (ELV). Regarding the REACH Regulation, the information TE provides on SVHC in articles for this part number is based on the latest European Chemicals Agency (ECHA) 'Guidance on requirements for substances in articles' posted at this URL: https://echa.europa.eu/guidance-documents/guidance-on-reach

Compatible Parts



TE Part # 8-1393253-3
W69-X2Q12-10=M6/M7/M9/W6/W7



TE Part # 8-1393253-6
W69-X2Q12-20=M6/M7/M9/W6/W7



TE Part # 175022-1
250 PL EX REC. 18-14AWG PTBR

Also in the Series | Potter & Brumfield W6



Circuit Breakers(70)

Customers Also Bought



TE Part # 5-103168-3
10 MODII HDR DRST SHRD .100CL



TE Part # 5-102618-5
14 MODII HDR DRST SHRD .100CL



TE Part # 6-534206-5
30 MODII VRT DR CE 100/115



TE Part # 770250-1
UMNL II PIN PTPBR LP 20-14



TE Part # 770028-1
09P UMNLII IN-LINE CAP HSG KIT



TE Part # 52263-1
TERMINAL R PG 8 10



TE Part # 1761607-9
IDC LOW PRO HDR 26P RA LG LAT BLK



TE Part # 5-534206-7
14 MODII VRT DR CE 100/115



TE Part # 6-534206-0
20 MODII VRT DR CE 100/115

Documents

CAD Files

3D PDF

3D

Customer View Model

ENG_CVM_CVM_8-1393253-5_C.2d_dxf.zip

English

Customer View Model

ENG_CVM_CVM_8-1393253-5_C.3d_igs.zip

English

Customer View Model

ENG_CVM_CVM_8-1393253-5_C.3d_stp.zip

English

Customer View Model

ENG_CVM_8-1393253-5_1106.3d_igs.zip

English

Customer View Model

ENG_CVM_8-1393253-5_1106.3d_stp.zip

English

Customer View Model

ENG_CVM_8-1393253-5_1106.2d_dxf.zip

English

3D PDF

English

By downloading the CAD file I accept and agree to the Terms and Conditionsof use.

Datasheets & Catalog Pages

W6/W9 Magnetic Hydraulic Circuit Breaker

English

Agency Approvals

UL

English