

# KUP-14D11-12 ✓ ACTIVE

Potter & Brumfield | Potter & Brumfield KUP

TE Internal #: 1393118-9

Power Relays, Industrial Panel Plug-In, Monostable, 1200 mW Coil

Power Rating DC, 120  $\Omega$  Coil Resistance, Potter & Brumfield KUP

[View on TE.com >](#)



Relays & Contactors > Relays > Power Relays



Relay Type: **Industrial Panel Plug-In**

Coil Magnetic System: **Monostable**

Coil Power Rating DC: **1200 mW**

Coil Resistance: **120  $\Omega$**

Coil Special Features: **UL Coil Insulation Class B**

## Features

### Product Type Features

Relay Type	Industrial Panel Plug-In
------------	--------------------------

### Configuration Features

Coil Special Features	UL Coil Insulation Class B
Contact Arrangement	3 Form C (CO)
Contact Number of Poles	3

### Electrical Characteristics

Insulation Initial Dielectric Between Contacts & Coil	2200 Vrms
Insulation Initial Dielectric Between Open Contacts	1200 Vrms
Contact Limiting Making Current	5 A
Contact Limiting Short-Time Current	5 A
Contact Limiting Continuous Current	5 A
Insulation Initial Dielectric Between Adjacent Contacts	2200 Vrms
Insulation Initial Resistance	100 M $\Omega$
Contact Limiting Breaking Current	5 A
Coil Power Rating DC	1200 mW
Coil Resistance	120 $\Omega$
Coil Voltage Rating	12 VDC
Contact Current Rating	10 A
Contact Switching Load (Min)	300mA @ 12V



Contact Voltage Rating	240 VAC
------------------------	---------

### Body Features

Product Weight	85 g[2.988 oz]
----------------	----------------

### Contact Features

Contact Material	Ag
------------------	----

### Termination Features

Relay Connection Type	Plug-In
-----------------------	---------

Terminal Configuration	Quick Connect Terminals
------------------------	-------------------------

### Mechanical Attachment

Product Mount Type	Socket
--------------------	--------

### Dimensions

Product Width	35.71 mm[1.4 in]
---------------	------------------

Product Length	38.89 mm[1.53 in]
----------------	-------------------

Product Height	49.2 mm[1.93 in]
----------------	------------------

### Usage Conditions

Environmental Ambient Temperature (Max)	70 °C[158 °F]
---	---------------

Operating Temperature Range	-45 - 70 °C
-----------------------------	-------------

### Operation/Application

Actuating System	DC
------------------	----

Coil Magnetic System	Monostable
----------------------	------------

### Packaging Features

Packaging Method	Package
------------------	---------

### Other

Length Class (Mechanical)	35 - 40 mm
---------------------------	------------

Insulation Initial Dielectric Between Coil & Contact Class	1500 - 2500 V
--	---------------

Environmental Ambient Temperature Class	50 - 70 °C
---	------------

Height Class (Mechanical)	40 - 50 mm
---------------------------	------------

Coil Power Rating Class	1000 - 1500 mW
-------------------------	----------------

Width Class (Mechanical)	30 - 40 mm
--------------------------	------------

Contact Current Class	16 A
-----------------------	------



## Product Compliance






[For compliance documentation, visit the product page on TE.com>](#)

EU RoHS Directive 2011/65/EU	Compliant
EU ELV Directive 2000/53/EC	Compliant
China RoHS 2 Directive MIIT Order No 32, 2016	No Restricted Materials Above Threshold
EU REACH Regulation (EC) No. 1907/2006	Current ECHA Candidate List: JAN 2024 (240) Candidate List Declared Against: JUNE 2022 (224) Does not contain REACH SVHC
Halogen Content	Not Yet Reviewed for halogen content
Solder Process Capability	Not applicable for solder process capability


### Product Compliance Disclaimer

This information is provided based on reasonable inquiry of our suppliers and represents our current actual knowledge based on the information they provided. This information is subject to change. The part numbers that TE has identified as EU RoHS compliant have a maximum concentration of 0.1% by weight in homogenous materials for lead, hexavalent chromium, mercury, PBB, PBDE, DBP, BBP, DEHP, DIBP, and 0.01% for cadmium, or qualify for an exemption to these limits as defined in the Annexes of Directive 2011/65/EU (RoHS2). Finished electrical and electronic equipment products will be CE marked as required by Directive 2011/65/EU. Components may not be CE marked. Additionally, the part numbers that TE has identified as EU ELV compliant have a maximum concentration of 0.1% by weight in homogenous materials for lead, hexavalent chromium, and mercury, and 0.01% for cadmium, or qualify for an exemption to these limits as defined in the Annexes of Directive 2000/53/EC (ELV). Regarding the REACH Regulation, the information TE provides on SVHC in articles for this part number is based on the latest European Chemicals Agency (ECHA) 'Guidance on requirements for substances in articles' posted at this URL: <https://echa.europa.eu/guidance-documents/guidance-on-reach>

## Compatible Parts

 <p>TE Part # 2-1419106-5 27E893=SOCKET,KU,11,QC,POLY,NA-</p>	 <p>TE Part # 1393143-1 27E043=SOCKET,KU,11,SLG,NYL,N</p>	 <p>TE Part # 1393143-5 27E121=SOCKET,KUP,11,SCW,PLE</p>	 <p>TE Part # 1393143-2 27E067=SOCKET,KU,11,QC.187,NY</p>
 <p>TE Part # 3-1393143-8 27E396=SOCKET,KU,11,SNAP,.187QC</p>			

## Also in the Series | Potter & Brumfield KUP



Power Relays(139)



Relay Accessories, Sockets & Clips(10)

## Customers Also Bought



TE Part # 211870-2  
SEALING CAP ASSY,SZ 13,CPC



TE Part # 2-1419106-5  
27E893=SOCKET,KU,11,QC,POLY,NA-



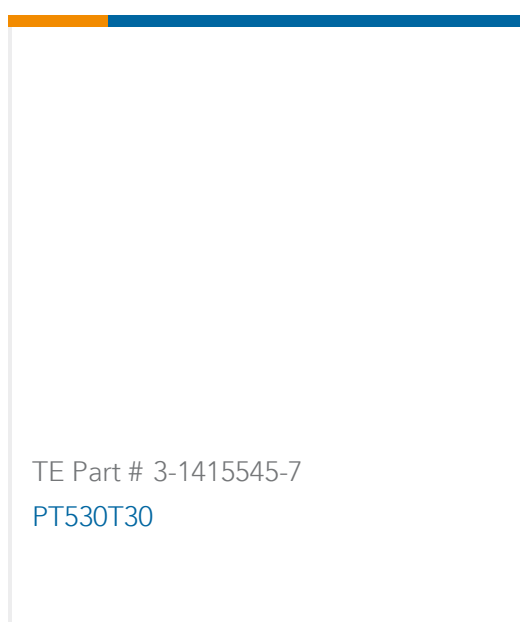
TE Part # 1-1649329-3  
RT424012



TE Part # 60487-2  
187 FASTON REC 18-16 AWG TPBR



TE Part # 1-1419106-8  
27E1062=SOCKET,KH,14,SCW,POLY,



TE Part # 3-1415545-7  
PT530T30

## Documents

### CAD Files

[3D PDF](#)

[3D](#)

### Customer View Model

[ENG\\_CVM\\_CVM\\_1393118-9\\_D.2d\\_dxf.zip](#)

English

### Customer View Model

[ENG\\_CVM\\_CVM\\_1393118-9\\_D.3d\\_igs.zip](#)

English

### Customer View Model

[ENG\\_CVM\\_CVM\\_1393118-9\\_D.3d\\_stp.zip](#)

English

By downloading the CAD file I accept and agree to the [Terms and Conditions](#) of use.

## Datasheets & Catalog Pages



## KUP Series Panel Plug-in Relay

English

---

## Product Specifications

### Definitions General Purpose Relays

English

---

## Agency Approvals

UL

English