

1-324227-0 ✓ ACTIVE




PLASTI-GRIP

TE Internal #: 1-324227-0

Crimp Wire Pins, Tabs & Ferrules, Shur-Plug, Mating Tab Width 20.32 mm, Mating Tab Thickness .84 mm [.033 in], PLASTI-GRIP

[View on TE.com >](#)

Terminals & Splices > Crimp Wire Pins, Tabs & Ferrules



Crimp Wire Terminal Type: **Shur-Plug**

Mating Tab Width: **20.32 mm**

Mating Tab Thickness: **.84 mm [.033 in]**

Mating Pin Diameter: **4.09 mm [.161 in]**

Compatible Insulation Diameter Range: **3 - 4.9 mm, 4.9 mm [.118 - .193 in, .193 in]**

Features

Product Type Features

Sealable	No
Compatible With Discrete Wire Type	Solid, Stranded
Wire Insulation Support Retention Type	Insulation Support

Configuration Features

Compatible With Wire & Cable Type	Discrete Wire
-----------------------------------	---------------

Body Features

Insulation Material	Vinyl
Primary Product Color	Blue

Contact Features

Contact Fabrication	Stamped & Formed
Crimp Wire Terminal Type	Shur-Plug
Mating Tab Width	20.32 mm
Mating Tab Thickness	.84 mm[.033 in]
Mating Pin Diameter	4.09 mm[.161 in]



Barrel Type	Closed
-------------	--------

Terminal Plating Material	Tin
---------------------------	-----

Contact Shape & Form	Round
----------------------	-------

Terminal Orientation	Straight
----------------------	----------

Mechanical Attachment

Wire Insulation Support	With
-------------------------	------

Dimensions

Compatible Insulation Diameter Range	3 - 4.9 mm, 4.9 mm[.118 - .193 in][.193 in]
--------------------------------------	---

Wire Size	2050 - 5180 CMA
-----------	-----------------

Terminal Material Thickness	.79 mm[.031 in]
-----------------------------	-----------------

Overall Product Length	20.32 mm[.8 in]
------------------------	-----------------

Usage Conditions

Insulation Option	Partially Insulated
-------------------	---------------------

Operating Temperature Range	105 °C[221 °F]
-----------------------------	----------------

Packaging Features

Packaging Method	Tape Mounted
------------------	--------------

Product Compliance

[For compliance documentation, visit the product page on TE.com>](#)

EU RoHS Directive 2011/65/EU	Compliant
------------------------------	-----------

EU ELV Directive 2000/53/EC	Compliant
-----------------------------	-----------

China RoHS 2 Directive MIIT Order No 32, 2016	No Restricted Materials Above Threshold
---	---

EU REACH Regulation (EC) No. 1907/2006	Current ECHA Candidate List: JAN 2024 (240) Candidate List Declared Against: JAN 2024 (240) Does not contain REACH SVHC
--	---

Halogen Content	Not Low Halogen - contains Br or Cl > 900 ppm.
-----------------	--

Solder Process Capability	Not applicable for solder process capability
---------------------------	--

Product Compliance Disclaimer

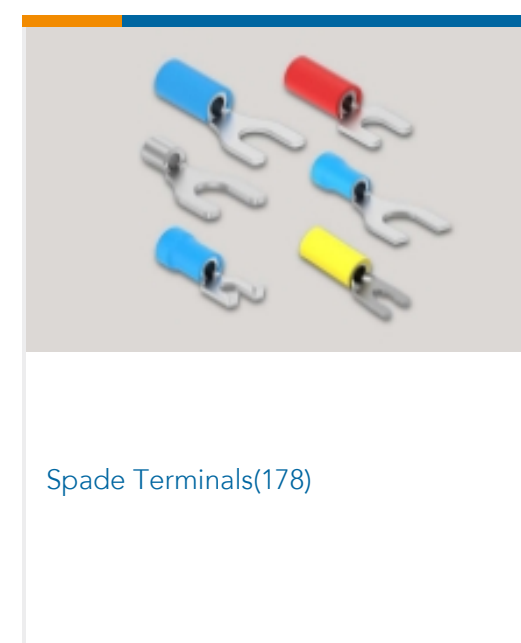
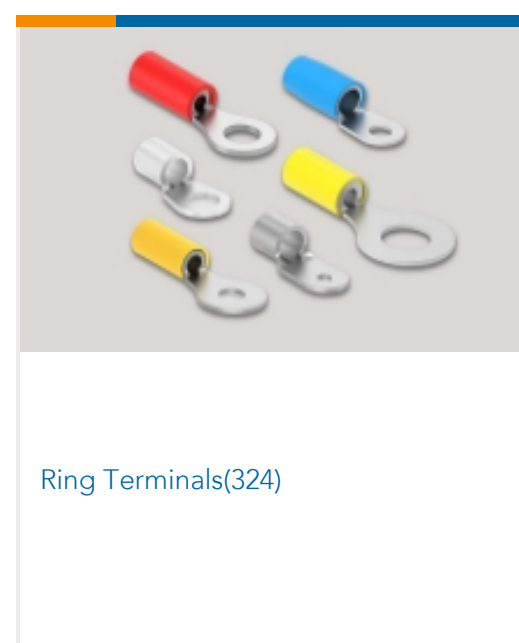
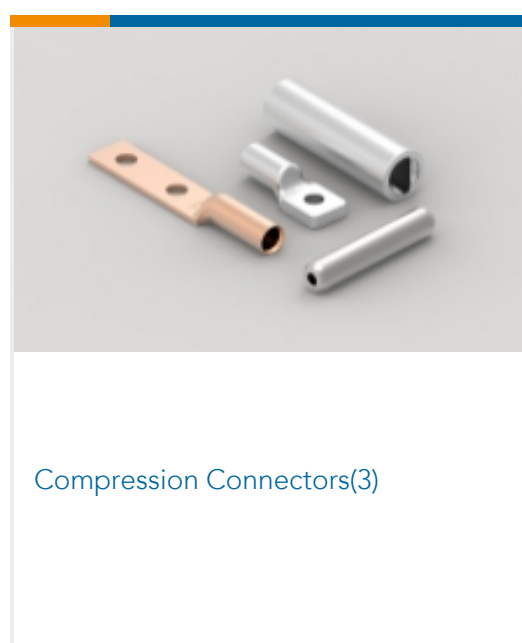
This information is provided based on reasonable inquiry of our suppliers and represents our current actual knowledge based on the information they provided. This information is subject to change. The part numbers that TE has identified as EU RoHS compliant have a maximum concentration of 0.1% by weight in homogenous materials for lead, hexavalent chromium, mercury, PBB, PBDE, DBP, BBP, DEHP, DIBP, and 0.01% for cadmium, or qualify for an exemption to these limits as defined in the Annexes of Directive 2011/65/EU (RoHS2). Finished electrical and electronic equipment products

will be CE marked as required by Directive 2011/65/EU. Components may not be CE marked. Additionally, the part numbers that TE has identified as EU ELV compliant have a maximum concentration of 0.1% by weight in homogenous materials for lead, hexavalent chromium, and mercury, and 0.01% for cadmium, or qualify for an exemption to these limits as defined in the Annexes of Directive 2000/53/EC (ELV). Regarding the REACH Regulation, the information TE provides on SVHC in articles for this part number is based on the latest European Chemicals Agency (ECHA) 'Guidance on requirements for substances in articles' posted at this URL: <https://echa.europa.eu/guidance-documents/guidance-on-reach>

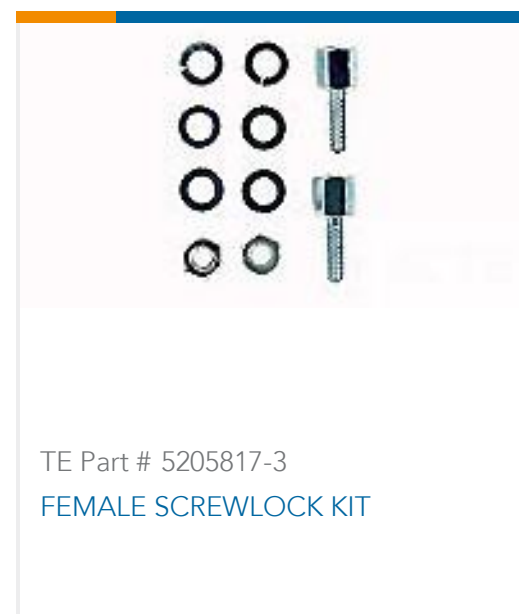
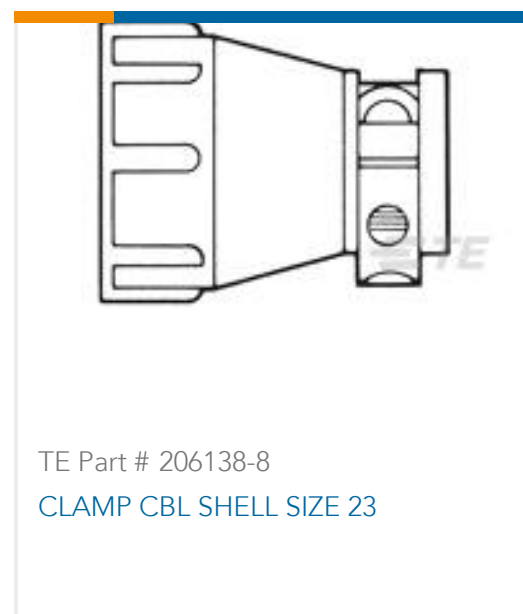
Compatible Parts



Also in the Series | PLASTI-GRIP



Customers Also Bought



Documents

Product Drawings

PG SHUR PLUG 16-14

English

CAD Files

Customer View Model

[ENG_CVM_1-324227-0_E.3d_igs.zip](#)

English

Customer View Model

[ENG_CVM_1-324227-0_E.3d_stp.zip](#)

English

Customer View Model

[ENG_CVM_1-324227-0_E.2d_dxf.zip](#)

English

3D PDF

English

3D PDF

3D

Customer View Model

[ENG_CVM_CVM_1-324227-0_M.2d_dxf.zip](#)

English

Customer View Model

[ENG_CVM_CVM_1-324227-0_M.3d_igs.zip](#)

English

Customer View Model

[ENG_CVM_CVM_1-324227-0_M.3d_stp.zip](#)

English



By downloading the CAD file I accept and agree to the [Terms and Conditions](#) of use.

Datasheets & Catalog Pages

[PLASTI GRIP_QRG](#)

English

Standard Terminals & Splices

English

Product Specifications

[Application Specification](#)

English