

1744416-5 ✓ ACTIVE



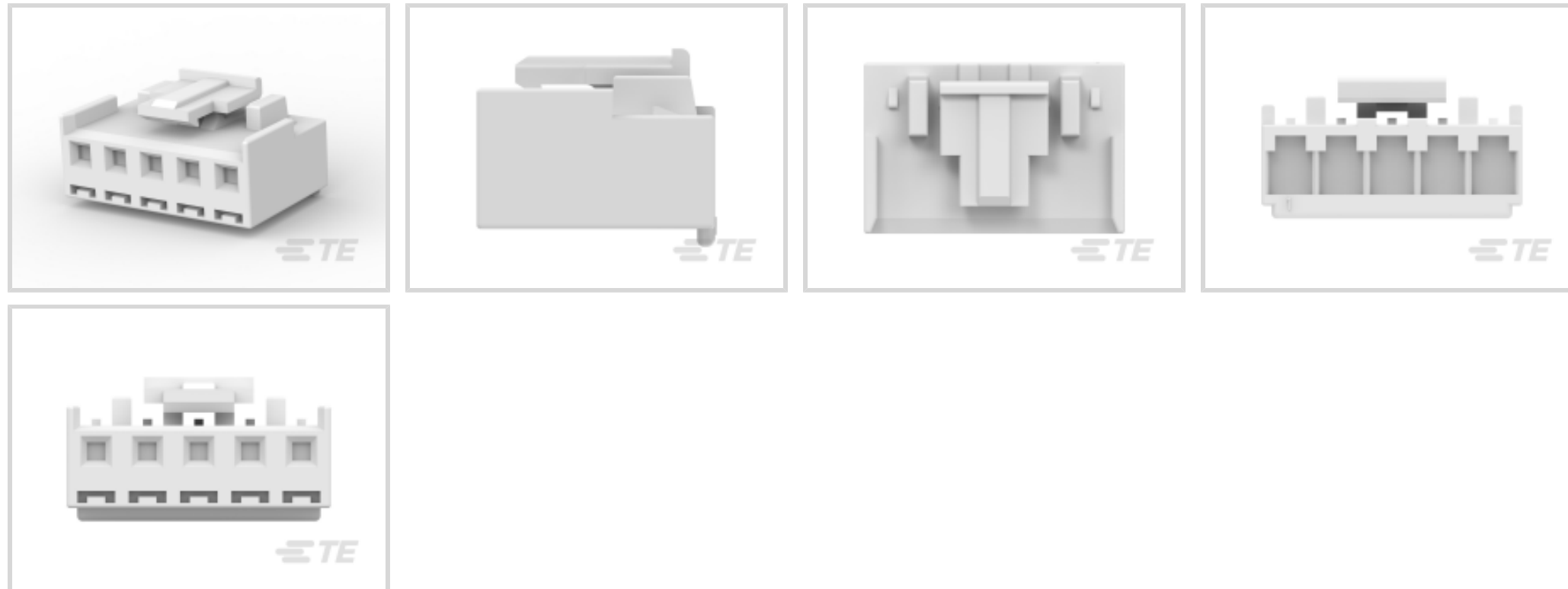
Economy Power

TE Internal #: 1744416-5

Rectangular Power Connectors, Housing, Receptacle, Wire-to-Board, 5 Position, 3.96 mm [.156 in] Centerline, Wire & Cable, UL 94V-0, Economy Power

[View on TE.com >](#)

Connectors > Power Connectors > Rectangular Power > Rectangular Power Connectors



Rectangular Power Connector Type: **Housing**

Connector & Housing Type: **Receptacle**

Connector System: **Wire-to-Board**

Number of Positions: **5**

Centerline (Pitch): **3.96 mm [.156 in]**

### Features

#### Product Type Features

Rectangular Power Connector Type	Housing
Connector & Housing Type	Receptacle
Connector System	Wire-to-Board
Sealable	No
Connector & Contact Terminates To	Wire & Cable

#### Configuration Features

Number of Positions	5
Number of Rows	1

#### Electrical Characteristics

Operating Voltage	600 VAC
-------------------	---------

#### Contact Features

Contact Layout	Inline
Contact Retention Within Housing	Without
Contact Type	Receptacle



### Termination Features

Termination Method to Wire & Cable	Crimp
------------------------------------	-------

### Mechanical Attachment

Strain Relief	Without
Mating Alignment Type	Polarization
Mating Retention	With
Mating Alignment	With
Panel Mount Feature	Without
PCB Mount Retention	Without
Mating Retention Type	Latch, Locking Latch
Connector Mounting Type	Cable Mount (Free-Hanging)

### Housing Features

Centerline (Pitch)	3.96 mm [.156 in]
Housing Color	Natural
Housing Material	Nylon

### Dimensions

Connector Height	11 mm [.433 in]
Product Width	13.3 mm [.524 in]
Product Length	20.36 mm [.8 in]
Compatible Insulation Diameter Range	1.7 - 3 mm [.067 - .118 in]

### Usage Conditions

Operating Temperature Range	-55 - 105 °C [-67 - 221 °F]
-----------------------------	-----------------------------

### Operation/Application

Circuit Application	Power & Signal
---------------------	----------------

### Industry Standards

UL Flammability Rating	UL 94V-0
Glow Wire Rating	GWT 750°C (Without Flame)

### Packaging Features

Packaging Quantity	1000
Packaging Method	Bag



## Product Compliance








For compliance documentation, visit the product page on TE.com>

EU RoHS Directive 2011/65/EU	Compliant
EU ELV Directive 2000/53/EC	Compliant
China RoHS 2 Directive MIIT Order No 32, 2016	No Restricted Materials Above Threshold
EU REACH Regulation (EC) No. 1907/2006	Current ECHA Candidate List: JAN 2024 (240) Candidate List Declared Against: JAN 2024 (240) Does not contain REACH SVHC
Halogen Content	Not Low Halogen - contains Br or Cl > 900 ppm.
Solder Process Capability	Not applicable for solder process capability

### Product Compliance Disclaimer

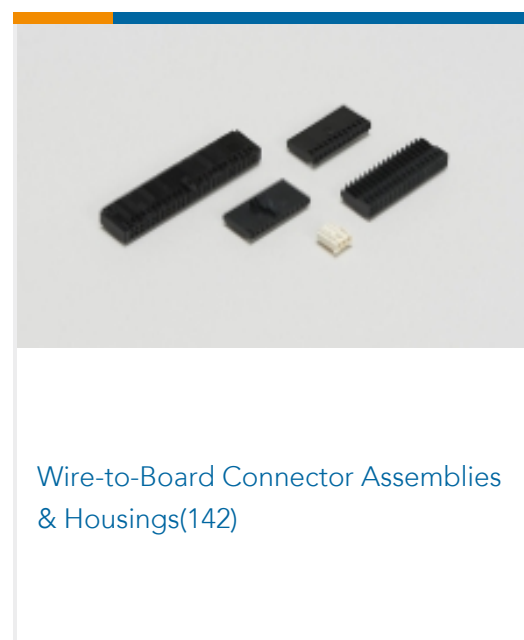
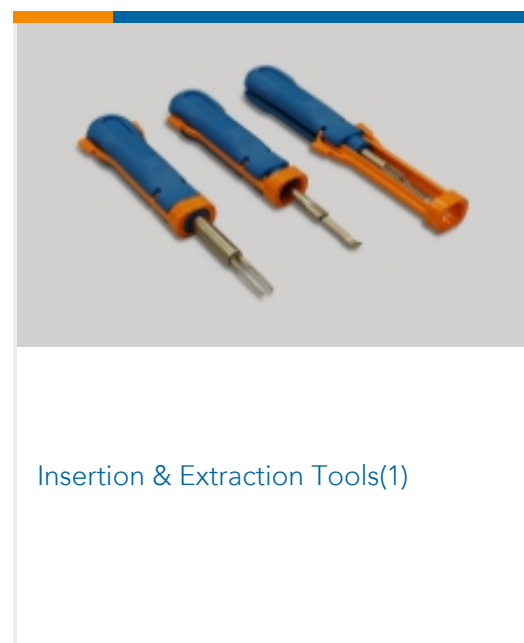

This information is provided based on reasonable inquiry of our suppliers and represents our current actual knowledge based on the information they provided. This information is subject to change. The part numbers that TE has identified as EU RoHS compliant have a maximum concentration of 0.1% by weight in homogenous materials for lead, hexavalent chromium, mercury, PBB, PBDE, DBP, BBP, DEHP, DIBP, and 0.01% for cadmium, or qualify for an exemption to these limits as defined in the Annexes of Directive 2011/65/EU (RoHS2). Finished electrical and electronic equipment products will be CE marked as required by Directive 2011/65/EU. Components may not be CE marked. Additionally, the part numbers that TE has identified as EU ELV compliant have a maximum concentration of 0.1% by weight in homogenous materials for lead, hexavalent chromium, and mercury, and 0.01% for cadmium, or qualify for an exemption to these limits as defined in the Annexes of Directive 2000/53/EC (ELV). Regarding the REACH Regulation, the information TE provides on SVHC in articles for this part number is based on the latest European Chemicals Agency (ECHA) 'Guidance on requirements for substances in articles' posted at this URL: <https://echa.europa.eu/guidance-documents/guidance-on-reach>

## Compatible Parts

 <p>TE Part # 1-1318300-5 3.96 EP HDR ASSY 5P NAT/TUBE</p>	 <p>TE Part # 1-1123722-5 3.96 EP PLUG HSG 5P(NATURAL)</p>	 <p>TE Part # 1-1123723-5 3.96 EP HDR ASSY 5P(NATURAL)</p>	 <p>TE Part # 1-1123724-3 3.96EP HDR ASSY 3(5)P NATURAL</p>
 <p>TE Part # 4-1123722-5 3.96 EP PLUG HSG 5P(RED)</p>	 <p>TE Part # 1-1318301-3 3.96EP HDR ASSY 3(5)P NAT/TUBE</p>	 <p>TE Part # 1744428-5 3.96 EP HDR ASSY 5P R/A, GW</p>	 <p>TE Part # 1877285-5 05P EP SHRD HDR ASMY, WHITE</p>



Also in the Series | Economy Power



Customers Also Bought



TE Part # 1744416-6  
6 POS EP II HSG, GLOW WIRE



TE Part # 770066-1  
02P .093 COMM P&S RECPT .248CL



TE Part # 63498-1  
PL 187 TERMINAL REC 20-16 AWG  
TPBR



TE Part # 62896-1  
MAG-MATE POKE-IN TAB 018 PTPBR



TE Part # 1744144-1  
EP-II CONTACT LANCELESS, 22-18




TE Part # 6-160430-6  
187 FASTON REC 20-16 AWG BR



TE Part # 2267080-2  
TMS1T1B1M1QE



TE Part # 1744417-7  
7 POS EP 2.5 HSG, GLOW WIRE



TE Part # 3-643820-7  
07P MTA156 CONN ASSY 24AWG LF



TE Part # 1744544-9  
EP II TPA 09P, BLACK

## Documents

### Product Drawings

5 POS EP II HSG, GLOW WIRE

English

### CAD Files

3D PDF

3D

Customer View Model

[ENG\\_CVM\\_CVM\\_1744416-5\\_E.2d\\_dxf.zip](#)

English

Customer View Model

[ENG\\_CVM\\_CVM\\_1744416-5\\_E.3d\\_igs.zip](#)

English

Customer View Model

[ENG\\_CVM\\_CVM\\_1744416-5\\_E.3d\\_stp.zip](#)

English

By downloading the CAD file I accept and agree to the [Terms and Conditions](#) of use.

### Datasheets & Catalog Pages



[Economy Power II \(EP II\) Glow Wire test compliant connectors](#)

English

[1-1773885-9 Economy Power Connectors](#)

English

---

[Product Specifications](#)

[Application Specification](#)

English

---

[Instruction Sheets](#)

[Instruction Sheet \(U.S.\)](#)

English