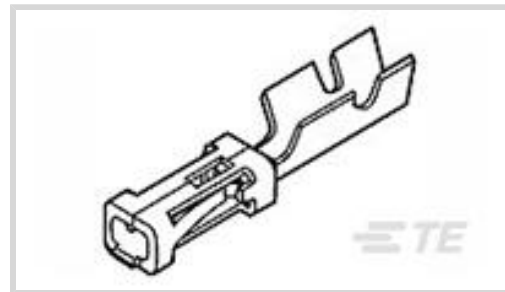




Connectors > Contacts > Connector Contacts



Contact Type: **Socket**

Contact Mating Area Plating Material: **Gold**

Wire Contact Termination Area Plating Material: **Tin**

Operating Voltage: **250 VAC**

Compatible With Wire & Cable Type: **Discrete Wire**

Features

Product Type Features

Applied Pressure	Intermediate
------------------	--------------

Configuration Features

Compatible With Wire & Cable Type	Discrete Wire
-----------------------------------	---------------

Electrical Characteristics

Termination Resistance	12 mΩ
Insulation Resistance	5000 MΩ
Dielectric Withstanding Voltage (Max)	750 V
Operating Voltage	250 VAC

Contact Features

Mating Square Post Dimension	.64 mm[.025 in]
	100 - 200 μin
Contact Type	Socket
Contact Mating Area Plating Material	Gold
Wire Contact Termination Area Plating Material	Tin
Contact Base Material	Copper Tin Phosphor Bronze
Contact Current Rating (Max)	3 A

Termination Features

Termination Method to Wire & Cable	Crimp
------------------------------------	-------



Product Terminates To

Wire & Cable

Mechanical Attachment

Wire Insulation Support

With

Dimensions

Wire Size

394.71 - 1184.12 CMA

Usage Conditions

Operating Temperature Range

-65 - 105 °C[-85 - 221 °F]

Operation/Application

Circuit Application

Power & Signal

Industry Standards

Compatible With Approved Standards Products

CSA LR7189, UL E28476

Packaging Features

Packaging Quantity

5000

Packaging Method

Loose Piece

Product Compliance

[For compliance documentation, visit the product page on TE.com>](#)

EU RoHS Directive 2011/65/EU

Compliant

EU ELV Directive 2000/53/EC

Compliant

China RoHS 2 Directive MIIT Order No 32, 2016

No Restricted Materials Above Threshold

EU REACH Regulation (EC) No. 1907/2006

Current ECHA Candidate List: JAN 2024 (240)
Candidate List Declared Against: JUNE 2023 (235)
Does not contain REACH SVHC

Halogen Content

Low Halogen - Br, Cl, F, I < 900 ppm per homogenous material. Also BFR/CFR/PVC Free

Solder Process Capability

Not applicable for solder process capability

Product Compliance Disclaimer

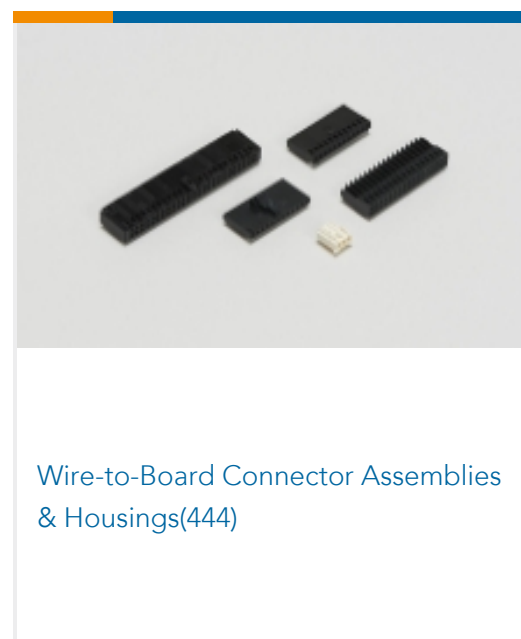


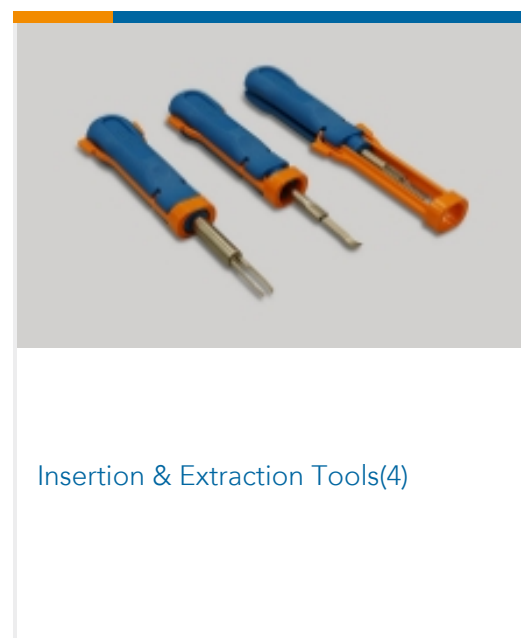



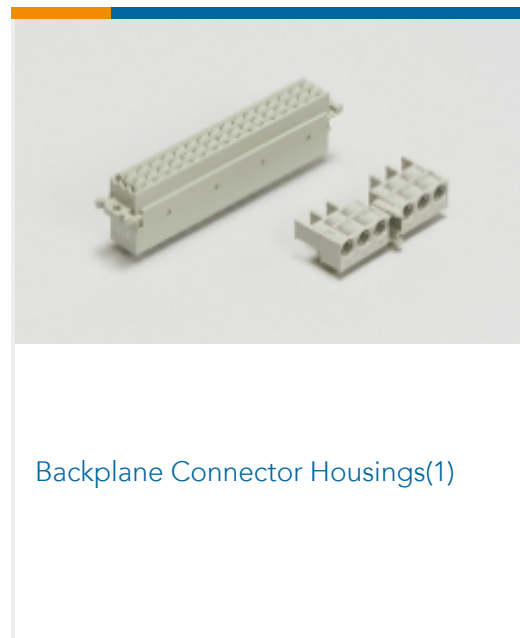
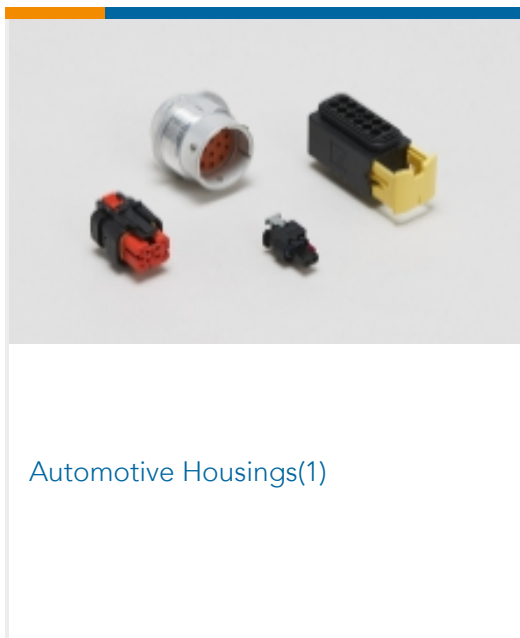
This information is provided based on reasonable inquiry of our suppliers and represents our current actual knowledge based on the information they provided. This information is subject to change. The part numbers that TE has identified as EU RoHS compliant have a maximum concentration of 0.1% by weight in homogenous materials for lead, hexavalent chromium, mercury, PBB, PBDE, DBP, BBP, DEHP, DIBP, and 0.01% for cadmium, or qualify for an exemption to these limits as defined in the Annexes of Directive 2011/65/EU (RoHS2). Finished electrical and electronic equipment products will be CE marked as required by Directive 2011/65/EU. Components may not be CE marked. Additionally, the part numbers that TE has identified as EU ELV compliant have a maximum concentration of 0.1% by weight in homogenous

materials for lead, hexavalent chromium, and mercury, and 0.01% for cadmium, or qualify for an exemption to these limits as defined in the Annexes of Directive 2000/53/EC (ELV). Regarding the REACH Regulation, the information TE provides on SVHC in articles for this part number is based on the latest European Chemicals Agency (ECHA) 'Guidance on requirements for substances in articles' posted at this URL: <https://echa.europa.eu/guidance-documents/guidance-on-reach>

Compatible Parts




Also in the Series | AMPMODU IV/V



Customers Also Bought



TE Part # 2-2176230-4
3522 68R 5% 3W



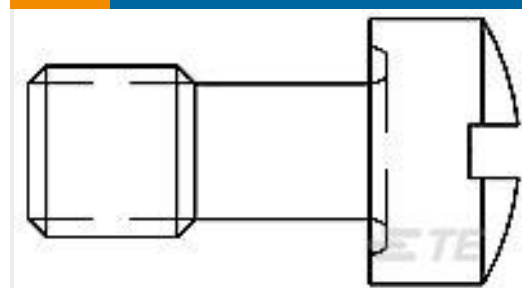
TE Part # 3-2176057-0
Thick Film Resistor: Current Sense



TE Part # 321896
SOLIS R HT 22-16COM22-18MIL 10



TE Part # 5-103634-9
10 MTE HDR SRRA LTCH.100CL LF



TE Part # 5746879-1
HDF FILLISTER HEAD SCREW




TE Part # 87499-8
04 MODIV HSG COMP SR .100CL



TE Part # 2-2176326-2
CRGP 0603 560R 1%



TE Part # 591833-2
TJ F/B 20E09-653



TE Part # 4-2176422-5
TLRP 2512 3.0W R180 1% 25PPM 4K RL

Documents

Product Drawings

MOD IV RECP LP, 30 Au, TIN, RoHS

English

CAD Files

3D PDF

English

Customer View Model

[ENG_CVM_2-87195-6_M.2d_dxf.zip](#)

English

Customer View Model

[ENG_CVM_2-87195-6_M.3d_igs.zip](#)

English

Customer View Model

[ENG_CVM_2-87195-6_M.3d_stp.zip](#)

English

By downloading the CAD file I accept and agree to the [Terms and Conditions](#) of use.

Datasheets & Catalog Pages

2-87195-6

Socket Contact, Gold, 250 VAC, Discrete Wire, 24 - 20 AWG Wire Size, .2 - .6 mm²
Wire Size, 394.71 - 1184.12 CMA Wire Size, Crimp, AMPMODU IV/V



AMPMODU_INTERCONNECTION_SYSTEM_SECTION5_CONT

English