

215083-6 ✓ ACTIVE

[Micro-MaTch](#) | [Micro-MaTch Industrial](#)

TE Internal #: 215083-6

Ribbon Cable Connectors, Cable-to-Board, 6 Position, 1.27 mm [.05 in] Centerline, Vertical, 2 Row, Plug, Standard Profile, Micro-MaTch Industrial

[View on TE.com >](#)



[Connectors](#) > [PCB Connectors](#) > [Wire-to-Board Connectors](#) > [FFC, FPC & Ribbon Connectors](#) > [Ribbon Cable Connectors](#) >

[Male-on-Wire Connector, Micro-MaTch](#)



Connector System: **Cable-to-Board**

Number of Positions: **6**

Centerline (Pitch): **1.27 mm [.05 in]**

PCB Mount Retention: **Without**

PCB Mount Orientation: **Vertical**

[All Male-on-Wire Connector, Micro-MaTch \(19\)](#)

## Features

### Product Type Features

Ribbon Cable Connector Type	Male-On-Wire
Ribbon Cable Connector Header Type	Shrouded
Connector Product Type	Connector Assembly
Connector System	Cable-to-Board
Connector & Housing Type	Plug
Connector & Contact Terminates To	Wire & Cable

### Configuration Features

Number of Positions	6
PCB Mount Orientation	Vertical
Number of Rows	2

### Electrical Characteristics

Insulation Resistance	1000 M $\Omega$
Operating Voltage	100 VAC

### Body Features

Daisy Chain	With
Primary Product Color	Red



Connector Profile	Standard
-------------------	----------

### Contact Features

Mating Tab Width	.7 mm[.028 in]
Mating Tab Thickness	.4 mm[.016 in]
Contact Type	Pin
Wire Contact Termination Area Plating Thickness	3 - 5 $\mu\text{m}$ [118.11 - 196.85 $\mu\text{in}$ ]
Wire Contact Termination Area Plating Material Finish	Matte
Wire Contact Termination Area Plating Material	Tin
Contact Mating Area Plating Material Thickness	3 - 5 $\mu\text{m}$ [118.11 - 196.85 $\mu\text{in}$ ]
Contact Mating Area Plating Material	Tin
PCB Contact Termination Area Plating Material Finish	Matte
Contact Shape & Form	Dual Beam
Contact Underplating Material	Nickel
PCB Contact Termination Area Plating Material	Tin
Contact Base Material	Phosphor Bronze
Contact Current Rating (Max)	1.5 A

### Termination Features

Termination Method to Wire & Cable	Insulation Displacement (IDC)
------------------------------------	-------------------------------

### Mechanical Attachment

Mating Alignment	With
Contact Retention Type Within Housing	Press-Fit
PCB Mount Alignment	Without
PCB Mount Retention	Without
Mating Alignment Type	Polarization
Mating Retention	With
Mating Retention Type	Contact Friction
Connector Mounting Type	Cable Mount (Free-Hanging)

### Housing Features

Housing Material	PBT GF
Centerline (Pitch)	1.27 mm[.05 in]

### Dimensions

Connector Length	11.1 mm[.437 in]
------------------	------------------



Connector Height	6.8 mm[.27 in]
Compatible Insulation Diameter Range	.8 - 1 mm[.035 - .039 in]
Wire Size	.08 - .09 mm <sup>2</sup>
Row-to-Row Spacing	2 mm[.059 in]

### Usage Conditions

Operating Temperature Range	-40 - 105 °C[-40 - 221 °F]
-----------------------------	----------------------------

### Operation/Application

Circuit Application	Signal
---------------------	--------

### Industry Standards

UL Rating	Recognized
Compatible With Agency/Standards Products	UL
Compatible With Approved Standards Products	UL E28476
UL Flammability Rating	UL 94V-0

### Packaging Features

Packaging Quantity	2500
Packaging Method	Reel

### Product Compliance

[For compliance documentation, visit the product page on TE.com>](#)

EU RoHS Directive 2011/65/EU	Compliant
EU ELV Directive 2000/53/EC	Compliant
China RoHS 2 Directive MIIT Order No 32, 2016	No Restricted Materials Above Threshold
EU REACH Regulation (EC) No. 1907/2006	Current ECHA Candidate List: JAN 2024 (240) Candidate List Declared Against: JAN 2024 (240) Does not contain REACH SVHC
Halogen Content	Not Low Halogen - contains Br or Cl > 900 ppm.
Solder Process Capability	Not applicable for solder process capability

#### Product Compliance Disclaimer

This information is provided based on reasonable inquiry of our suppliers and represents our current actual knowledge based on the information they provided. This information is subject to change. The part numbers that TE has identified as EU RoHS compliant have a maximum concentration of 0.1% by weight in homogenous materials for lead, hexavalent chromium, mercury, PBB, PBDE, DBP, BBP, DEHP, DIBP, and 0.01% for cadmium, or qualify for an exemption to these limits as defined in the Annexes of Directive 2011/65/EU (RoHS2). Finished electrical and electronic equipment products

will be CE marked as required by Directive 2011/65/EU. Components may not be CE marked. Additionally, the part numbers that TE has identified as EU ELV compliant have a maximum concentration of 0.1% by weight in homogenous materials for lead, hexavalent chromium, and mercury, and 0.01% for cadmium, or qualify for an exemption to these limits as defined in the Annexes of Directive 2000/53/EC (ELV). Regarding the REACH Regulation, the information TE provides on SVHC in articles for this part number is based on the latest European Chemicals Agency (ECHA) 'Guidance on requirements for substances in articles' posted at this URL: <https://echa.europa.eu/guidance-documents/guidance-on-reach>

## Compatible Parts



TE Part # CAT-M5833-F3492A  
Female-on-Board Connector, Top Entry



TE Part # 7-215460-6  
MICRO-MATCH FSID P




TE Part # 338070-6  
MICRO-MATCH FEM.SE




TE Part # 215460-6  
MICRO-MATCH FEM.SE



TE Part # 7-188431-6  
MM 6p FIB SMD connector



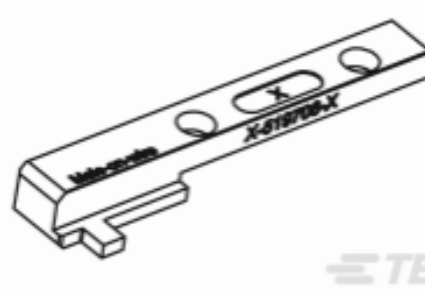
TE Part # 100400-6  
MICRO-MATCH FSID NP



TE Part # 7-100400-6  
MICRO-MATCH FSID NP



TE Part # 734024-1  
Micro-MaTch ADAPTER, 4-24 POS.



TE Part # 519708-1  
TERMINATION PUSHER




TE Part # 677412-4  
SEMI AUTO.MACHINE, MICRO-MATCH, 4-24 POS


## Also in the Series | Micro-MaTch Industrial




Board-In Connectors(21)



Connector Contacts(4)



Insertion & Extraction Tools(1)



Pluggable I/O Cable Assemblies(52)





Ribbon Cable Connectors(186)

## Customers Also Bought



TE Part # 215079-6  
MICRO-MATCH FOB.06P




TE Part # 215083-4  
Male-on-Wire Connector, Micro-MaTch



TE Part # EL7645-000  
TMS-CT-50M-3/16-OUT-4



TE Part # 770361-1  
06P .093 COMM P&S PLUG .250CL



TE Part # 4-2176398-6  
3502 1M0 1%



TE Part # EEA001M02000001000  
615 ITEC RECEPTACLE



TE Part # 4515-DS3A010GPF  
PRESS XDCR,ANALOG,INH20 RANGE

## Documents

### Product Drawings

[MICRO-MATCH MOW.06P](#)

English

### CAD Files

[3D PDF](#)

3D

Customer View Model

[ENG\\_CVM\\_CVM\\_215083-6\\_U.2d\\_dxf.zip](#)

English

Customer View Model

[ENG\\_CVM\\_CVM\\_215083-6\\_U.3d\\_igs.zip](#)

English

Customer View Model

[ENG\\_CVM\\_CVM\\_215083-6\\_U.3d\\_stp.zip](#)

English

By downloading the CAD file I accept and agree to the [Terms and Conditions](#) of use.



---

## Datasheets & Catalog Pages

### Micro-MaTch Catalog

English

### Ribbon Cable Interconnect Solutions

English

### Centerline Micro-Match Connector Series

English

---

## Product Specifications

### Application Specification

English

### micro match miniature connector system

English

---

## Agency Approvals

### UL Report

English