

166053-1 ✓ ACTIVE




## AMPLIMITE

TE Internal #: 166053-1

Pin Contact, Gold, Snap-In Contact Retention, Size 20 Contact Size,  
24 - 20 AWG Wire Size, .2 - .56 mm<sup>2</sup> Wire Size, Crimp, Brass, Signal

[View on TE.com >](#)

Connectors > Contacts > Connector Contacts > D-Sub Connector Contacts: Pin, Brass, Signal, Size 20



Contact Type: **Pin**

Contact Mating Area Plating Material: **Gold**

Contact Retention Type Within Housing: **Snap-In**

Contact Size: **Size 20**

Wire Size: **24 - 20 AWG**

[All D-Sub Connector Contacts: Pin, Brass, Signal, Size 20 \(50\)](#)

## Features

### Contact Features

Mating Pin Diameter	1 mm
Contact Mating Area Plating Material Thickness	.76 µm
Contact Underplating Material	Nickel
PCB Contact Termination Area Plating Material	Tin
Contact Type	Pin
Contact Mating Area Plating Material	Gold
Contact Size	Size 20
Contact Base Material	Brass
Contact Current Rating (Max)	2 A

### Termination Features

Termination Method to Wire & Cable	Crimp
Product Terminates To	Wire & Cable

### Mechanical Attachment



Wire Insulation Support	With
-------------------------	------

Contact Retention Type Within Housing	Snap-In
---------------------------------------	---------

### Dimensions

Compatible Insulation Diameter Range	1.27 - 1.52 mm [.05 - .06 in]
--------------------------------------	-------------------------------

Wire Size	.2 - .56 mm <sup>2</sup>
-----------	--------------------------

### Usage Conditions

Operating Temperature Range	-55 - 105 °C [-67 - 221 °F]
-----------------------------	-----------------------------

### Operation/Application

Circuit Application	Signal
---------------------	--------

### Identification Marking

Contact Color Code	Red
--------------------	-----

### Packaging Features

Packaging Quantity	12500
--------------------	-------

Packaging Method	Reel
------------------	------

### Product Compliance

[For compliance documentation, visit the product page on TE.com>](#)

EU RoHS Directive 2011/65/EU	Compliant
------------------------------	-----------

EU ELV Directive 2000/53/EC	Compliant
-----------------------------	-----------

China RoHS 2 Directive MIIT Order No 32, 2016	No Restricted Materials Above Threshold
---	---

EU REACH Regulation (EC) No. 1907/2006	Current ECHA Candidate List: JAN 2024 (240) Candidate List Declared Against: JAN 2024 (240) Does not contain REACH SVHC
--	---

Halogen Content	Low Halogen - Br, Cl, F, I < 900 ppm per homogenous material. Also BFR/CFR/PVC Free
-----------------	---

Solder Process Capability	Not applicable for solder process capability
---------------------------	--

#### Product Compliance Disclaimer

This information is provided based on reasonable inquiry of our suppliers and represents our current actual knowledge based on the information they provided. This information is subject to change. The part numbers that TE has identified as EU RoHS compliant have a maximum concentration of 0.1% by weight in homogenous materials for lead, hexavalent chromium, mercury, PBB, PBDE, DBP, BBP, DEHP, DIBP, and 0.01% for cadmium, or qualify for an exemption to these limits as defined in the Annexes of Directive 2011/65/EU (RoHS2). Finished electrical and electronic equipment products will be CE marked as required by Directive 2011/65/EU. Components may not be CE marked. Additionally, the part numbers that TE has identified as EU ELV compliant have a maximum concentration of 0.1% by weight in homogenous materials for lead, hexavalent chromium, and mercury, and 0.01% for cadmium, or qualify for an exemption to these limits

as defined in the Annexes of Directive 2000/53/EC (ELV). Regarding the REACH Regulation, the information TE provides on SVHC in articles for this part number is based on the latest European Chemicals Agency (ECHA) 'Guidance on requirements for substances in articles' posted at this URL: <https://echa.europa.eu/guidance-documents/guidance-on-reach>

## Compatible Parts



TE Part # 1579007-9  
EXTRACTION TOOL



TE Part # 91285-1  
INSERT/EXTRACT TOOL ASSEMBLY



TE Part # 91503-1  
CCII AMPLIMITE 20 DF PIN SKT 28-20 ASSY



TE Part # 2151496-1  
OCEAN\_2.0\_APPLICATOR-S-055F062O-RSM



TE Part # 2151496-2  
OCEAN\_2.0\_APPLICATOR-S-055F062O-RSA



TE Part # 2305570-1  
Strip Terminal Cutter-Side Feed-No Crimp



TE Part # 5-2151496-1  
OCEAN\_2.0\_APPLICATOR-S-055F062O-RSM



TE Part # 5-2151496-2  
OCEAN\_2.0\_APPLICATOR-S-055F062O-RSA



**KIT**  
REPRESENTATION ONLY

TE Part # 7-2151496-7  
OCEAN\_2.0\_SPARE\_PART\_KIT-055F062O

## Customers Also Bought



TE Part # 164533-4  
25P.HDP20 REC.ASSY.



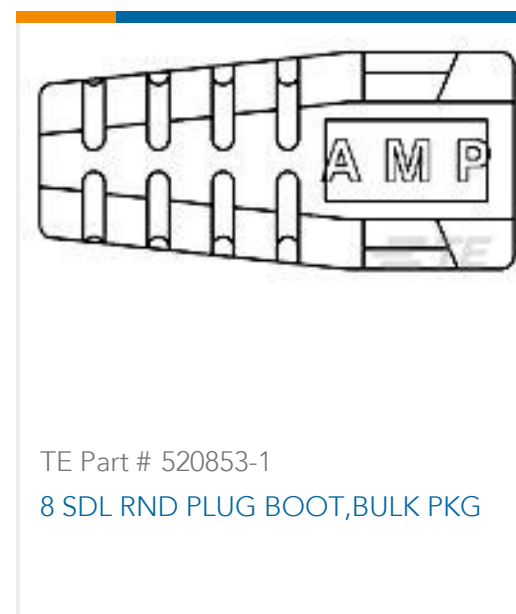
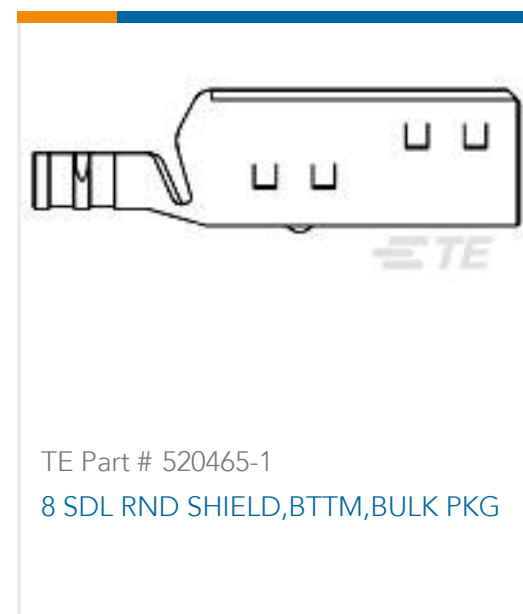
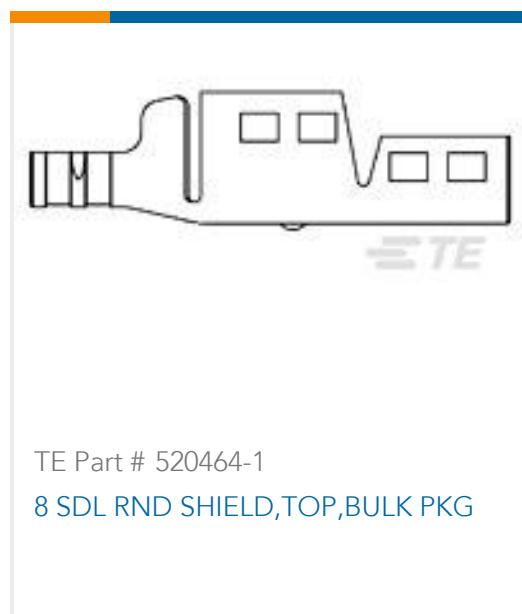
TE Part # 1658670-3  
PIN CONTACT,22 DF,STRIP,22-28



TE Part # 1658686-1  
SOCKET CONTACT,22 DF,STRIP,22-



TE Part # 1-1879075-4  
THS25 1R5 5%



## Documents

### Product Drawings

[COSI PIN CONTACT HD20 DF; 24-20 AWG](#)

English

### CAD Files

Customer View Model

[ENG\\_CVM\\_CVM\\_166053-1\\_AB.2d\\_dxf.zip](#)

English

[3D PDF](#)

3D

Customer View Model

[ENG\\_CVM\\_CVM\\_166053-1\\_AB.3d\\_igs.zip](#)

English

Customer View Model

[ENG\\_CVM\\_CVM\\_166053-1\\_AB.3d\\_stp.zip](#)

English

By downloading the CAD file I accept and agree to the [Terms and Conditions](#) of use.

### Datasheets & Catalog Pages

[AMPLIMITE Subminiature D Connectors - Subminiature D Connectors for Cable Mounting](#)

English

[NECTOR\\_S\\_LINE\\_CONNECTOR\\_BROCHURE](#)

English

### Product Specifications

[Application Specification](#)

English

166053-1

Pin Contact, Gold, Snap-In Contact Retention, Size 20 Contact Size, 24 - 20 AWG  
Wire Size, .2 - .56 mm<sup>2</sup> Wire Size, Crimp, Brass, Signal

