

GreenFET

Product Selection Guide



GreenFET

ULTRA-LOW $R_{DS(on)}$ LOAD SWITCH SELECTION GUIDE

Renesas' GreenFET family of high-performance load switches are designed and optimized for all high-side power rail control applications from 0.25 V to 5.5 V where the load currents range from 1 A to 9 A. Using Renesas' proprietary MOSFET design, all GreenFET load switches achieve ultra-stable $R_{DS(on)}$ across wide input and supply voltage ranges. Combining Renesas' proprietary MOSFET IP and advanced assembly techniques, these advanced state-of-the-art products are available in ultra-small pcb footprints from 0.56 mm² to 4 mm² and exhibit low thermal resistances for high-current operation.

Compared to discrete GreenFET circuit implementations, Renesas' GreenFET products combine high-performance nFET or pFET structures, high-current handling capability, charge pumps, as well as multiple protection and control circuits into space-efficient single and dual channel products. The combination of all these advanced features directly results in BOM (bill-of-material) component and cost reductions as well as increasing system reliability and reduced board size.

All of Renesas' GreenFET low-voltage load switches are designed and fully characterized over the commercial (0 °C to 70 °C), extended commercial (-20 °C to 70 °C), industrial (-40 °C to 85 °C), or extended industrial (-40 °C to 125 °C) temperature range. Consistent with generating very low thermal gradients, Renesas integrated power control switches are available in low thermal resistance, STDFN/STQFN RoHS-compliant packaging or wafer-level chip scale packaging (WLCSP).

Single N-Channel Load Switches

Part Number	Description	Max I_{DS} (A)	$R_{DS(on)}$ (mΩ)	VD/VIN Min (V)	V_D/V_{IN} Max (V)
SLG59M1717V	4 mm ² load switch with charge pump, ramp control, output discharge, protection, and PG signal output	5	4	0	VDD
SLG59M1709V	4 mm ² load switch with charge pump, ramp control, and protection	4	4	0	VDD
SLG59M1713V	4 mm ² load switch with charge pump, ramp control, output discharge, and protection	2	4	0	VDD
SLG59M1568V	3 mm ² load switch with charge pump, ramp control, output discharge, and protection	9	7	1	VDD
SLG59M1456V	3 mm ² load switch with charge pump, ramp control, output discharge, and protection	5	8	1	VDD
SLG59M1457V	3 mm ² load switch with charge pump, output discharge, and protection	6	8	0	VDD
SLG59M1496V	3 mm ² load switch with charge pump, ramp control, output discharge, and protection	5	8	0	VDD
SLG59M1600V	3 mm ² load switch with reverse-current blocking, charge pump, ramp control, output discharge, and protection	9	8	0	VDD
SLG59M1655V	3 mm ² load switch with reverse-current blocking, charge pump, ramp control and protection	9	8	0	VDD

Key features in the GreenFET family of high-performance load switches products include:

- High-performance Low $R_{DS(on)}$ nFET & pFET MOSFETs
- From as low as 4 m Ω
- Internal protection features:
 - Built-in supply undervoltage lockout protection
 - Fixed and capacitor/resistor-adjustable inrush current control
 - Fixed and resistor-adjustable current limit protection
 - Built-in short-circuit current protection
 - Built-in thermal shutdown protection with auto restart
 - Reverse-current blocking using bulk wwitch or back-to-back FETs
 - Reverse-voltage detection (selected part numbers)
 - Fast V_{OUT} discharge (V_{OUT} discharge delete options available)
- Active HIGH ON-OFF control (Active-LOW ON-OFF control available)
- Open-drain signaling (selected part numbers)
- Open-drain power good signaling (selected part numbers)
- Wafer-level chip-scale packaging (selected part numbers)
- UL2367 certified (selected part numbers)

Applications:

- Smartphones and fitness bands
- Notebook and tablet PCs
- Enterprise networking
- Enterprise multifunction copiers/printers
- Enterprise computing
- Set-top boxes
- HDDs and SSDs
- PCIe/PCI adapter cards
- Portable consumer electronics
- General-purpose, high-side power-rail switching/control

Power Supply (V_{DD}) Voltage Range (V)	Output Voltage Slew Rate set by	Protection Features*	Current Monitor Output	Power Good, FAULT indicator	Output Discharge Circuit	Operating Temperature Range, (°C)	Package Size (mm)
2.5 – 5.5	Capacitor	UVLO, ACL(R), SCL, TSD	No	PG	Yes	-40 to +85	STQFN-16 (1.6 x 2.5)
2.5 – 5.5	Capacitor	UVLO, ACL, SCL, TSD	No	No	No	-40 to +85	STQFN-16 (1.6 x 2.5)
2.5 – 5.5	Capacitor	UVLO, ACL, SCL, TSD	No	No	Yes	-40 to +85	STQFN-16 (1.6 x 2.5)
2.5 – 5.5	Capacitor	ACL, SCL, TSD	No	No	Yes	-40 to +85	STDFN-14 (1.0 x 3.0)
2.5 – 5.5	Capacitor	ACL, SCL, TSD	No	No	Yes	-20 to +70	TDFN-8 (1.5 x 2.0)
2.5 – 5.5	Capacitor	ACL, SCL, TSD	No	No	Yes	-40 to +85	TDFN-8 (1.5 x 2.0)
2.5 – 5.5	Capacitor	ACL, SCL, TSD	No	No	Yes	-40 to +85	TDFN-8 (1.5 x 2.0)
2.5 – 5.5	Capacitor	TSD, RCB	No	No	Yes	-40 to +85	STDFN-14 (1.0 x 3.0)
2.5 – 5.5	Capacitor	TSD, RCB	No	No	No	-40 to +85	STDFN-14 (1.0 x 3.0)

GreenFET

ULTRA-LOW RDS_{ON} LOAD SWITCH SELECTION GUIDE

Single N-Channel Load Switches (continued)

Part Number	Description	Max I _{DS} (A)	RDS _{ON} (mΩ)	V _D /V _{IN} Min (V)	V _D /V _{IN} Max (V)
SLG59M301V	3 mm ² load switch with charge pump, ramp control, output discharge, and protection	4	9	0	VDD
SLG59M307V	3 mm ² load switch with charge pump, ramp control, and output discharge	4	8	0	VDD
SLG59M308V	3 mm ² load switch with charge pump, ramp control, output discharge, and protection	3	8	1	VDD
SLG59M309V	3 mm ² load switch with charge pump, ramp control, and protection	4	8	1	VDD
SLG59M1657V	3 mm ² load switch with charge pump, ramp control, and protection	4	8	0	VDD
SLG59M1614V	3 mm ² load switch with charge pump, ramp control, and output discharge	4	9	0	VDD
SLG59M1470V	3 mm ² fast turn on, nano-power current consumption load switch	6	10	0	VDD – 1.5 V
SLG59M1685C	0.82 mm ² load switch with charge pump, ramp control, output discharge, and protection	2	10	1	4
SLG59M1707V	4 mm ² load switch with charge pump, I _{DS} current monitor output, output discharge, and protection	4	13	0	VDD
SLG59M1571V	1 mm ² low-voltage load switch with reverse-current blocking, charge pump, output discharge, protection, and 4-pin package	1	15	0	2
SLG59M1714V	4 mm ² load switch with reverse-current blocking, charge pump, I _{DS} current monitor output, output discharge, and protection	4	15	0	VDD
SLG59M1551V	1 mm ² low voltage load switch with charge pump, output discharge, protection, and 4-pin package	2	16	0	2
SLG59M1556V	1 mm ² low voltage load switch with charge pump, protection, and 4-pin package	2	16	0	2
SLG59M1658V	1.6 mm ² load switch with charge pump, ramp control, output discharge, and protection	3	17	0	VDD
SLG59M1448V	1.6 mm ² load switch with charge pump, ramp control, output discharge, and protection	3	17	0	VDD
SLG59M1545V	1.6 mm ² load switch with charge pump, ramp control, and protection	3	17	0	VDD
SLG59M1598V	1.6 mm ² load switch with charge pump, ramp control, output discharge, and protection	3	17	0	VDD
SLG59M1746C	0.82 mm ² load switch with output discharge	1	18	0	2
SLG59M1515V	1.6 mm ² fast turn on load switch with ramp control, and output discharge	2	20	0	VDD – 1.5 V
SLG59M610V	3 mm ² load switch with reverse-current blocking, charge pump, ramp control, output discharge, and protection	4	22	1	VDD

Power Supply (V_{DD}) Voltage Range (V)	Output Voltage Slew Rate set by	Protection Features*	Current Monitor Output	Power Good, FAULT indicator	Output Discharge Circuit	Operating Temperature Range, (°C)	Package Size (mm)
2.5 – 5.5	Capacitor	ACL, SCL, TSD	No	No	Yes	-40 to +85	STDFN-14 (1.0 x 3.0)
1.5 – 5.5	Capacitor	No	No	No	Yes	-20 to +85	TDFN-8 (1.5 x 2.0)
2.5 – 5.5	Capacitor	ACL, SCL, TSD	No	No	Yes	-40 to +70	TDFN-8 (1.5 x 2.0)
2.5 – 5.5	Capacitor	ACL, SCL, TSD	No	No	No	-40 to +85	TDFN-8 (1.5 x 2.0)
2.5 – 5.5	Capacitor	ACL, SCL, TSD	No	No	No	-40 to +125	TDFN-8 (1.5 x 2.0)
2.5 – 5.5	Capacitor	ACL, SCL, TSD	No	No	Yes	-40 to +85	TDFN-8 (1.5 x 2.0)
3.0 – 5.25	No	No	No	No	Yes	-40 to +85	TDFN-9 (1.5 x 2.0)
–	Internally Fixed	UVLO, ACL, SCL, TSD	No	No	Yes	-40 to +85	WLCSP-6L (0.71 x 1.16)
2.5 – 5.5	Internally Fixed	UVLO, ACL(R), SCL, TSD	Yes	FAULT	Yes	-40 to +125	STQFN-16 (1.6 x 2.5)
–	No	TSD, RCB	No	No	Yes	-40 to +85	STDFN-4 (1.0 x 1.0)
2.5 – 5.5	Internally Fixed	UVLO, ACL(R), SCL, TSD, RCB	Yes	FAULT	Yes	-40 to +85	STQFN-16 (1.6 x 2.5)
–	No	TSD	No	No	Yes	-40 to +85	STDFN-4 (1.0 x 1.0)
–	No	TSD	No	No	No	-40 to +85	STDFN-4 (1.0 x 1.0)
2.5 – 5.5	Capacitor	UVLO, ACL, SCL, TSD	No	No	Yes	-40 to +125	STDFN-8 (1.0 x 1.6)
2.5 – 5.5	Capacitor	ACL, SCL, TSD	No	No	Yes	-40 to +85	STDFN-8 (1.0 x 1.6)
2.5 – 5.5	Capacitor	ACL, SCL, TSD	No	No	No	-20 to +70	STDFN-8 (1.0 x 1.6)
2.5 – 5.5	Capacitor	ACL, SCL, TSD	No	No	Yes	-40 to +85	STDFN-8 (1.0 x 1.6)
2.7 – 3.6	Internally Fixed	No	No	No	Yes	-40 to +85	WLCSP-6L (0.71 x 1.16)
2.5 – 5.5	Capacitor	TSD	No	No	Yes	-40 to +85	STDFN-8 (1.0 x 1.6)
2.5 – 5.5	Capacitor	ACL, SCL, TSD, RCB	No	No	Yes	-40 to +85	TDFN-8 (1.5 x 2.0)

GreenFET

ULTRA-LOW $R_{DS(ON)}$ LOAD SWITCH SELECTION GUIDE

Single N-Channel Load Switches (continued)

Part Number	Description	Max I_{DS} (A)	$R_{DS(ON)}$ (m Ω)	V_D/V_{IN} Min (V)	V_D/V_{IN} Max (V)
SLG59M611V	3 mm ² load switch with reverse-current blocking, charge pump, ramp control, and protection	4	22	1	V_{DD}
SLG59M1563V	1.6 mm ² load switch with reverse-current blocking, charge pump, and PG signal output	3	23	1	V_{DD}
SLG59M1460V	1.6 mm ² fast turn on and nano-power current consumption load switch	2	30	0	$V_{DD} - 1.5$ V
SLG59M1440V	1 mm ² load switch with charge pump, ramp control, output discharge, protection, and 4-pin package	1	40	3	6
SLG59M1495V	1 mm ² load switch with charge pump, ramp control, output discharge, protection, and 4-pin package	1	80	3	6
SLG59M1780V	4 mm ² load switch with charge pump, ramp control, output discharge, and protection	4	4	0	VDD

Single P-Channel Load Switches

Part Number	Description	Max I_{DS} (A)	$R_{DS(ON)}$ (m Ω)	V_D/V_{IN} Min (V)	V_D/V_{IN} Max (V)
SLG59M1649V	1.6 mm ² load switch with reverse-current blocking, reverse-voltage detection, and output discharge	4	23	2	6
SLG59M1557V	1 mm ² load switch with output discharge	1	29	2	6
SLG59M1558V	1 mm ² load switch without output discharge	1	29	2	6
SLG59M1736C	0.64 mm ² load switch with controlled inrush current, and output discharge	2	33	3	6
SLG59M1730C	0.64 mm ² load switch with controlled inrush current, and output discharge	1	33	3	6
SLG59M1748C	0.64 mm ² load switch with reverse-current blocking, reverse-voltage detection, and ramp control	2	36	2	5

Power Supply (V_{DD}) Voltage Range (V)	Output Voltage Slew Rate set by	Protection Features*	Current Monitor Output	Power Good, FAULT indicator	Output Discharge Circuit	Operating Temperature Range, (°C)	Package Size (mm)
2.5 – 5.5	Capacitor	ACL, SCL, TSD, RCB	No	No	No	-40 to +85	TDFN-8 (1.5 x 2.0)
1.5 – 5.5	Internally Fixed	TSD, RCB	No	PG	No	-40 to +85	STDFN-8 (1.0 x 1.6)
2.5 – 5.25	No	No	No	No	Yes	-20 to +70	STDFN-8 (1.0 x 1.6)
–	Resistor	TSD	No	No	Yes	-40 to +85	STDFN-4 (1.0 x 1.0)
–	Resistor	TSD	No	No	Yes	-20 to +70	STDFN-4 (1.0 x 1.0)
2.5 – 5.5	Capacitor	UVLO, ACL, SCL, TSD	No	No	Yes	-40 to +85	STQFN-16 (1.6 x 2.5)

Power Supply (V_{DD}) Voltage Range (V)	Output Voltage Slew Rate set by	Protection Features*	Current Monitor Output	Power Good, FAULT indicator	Output Discharge Circuit	Operating Temperature Range, (°C)	Package Size (mm)
–	No	UVLO, RCB, RVD	No	FAULT	Yes	-40 to +85	STDFN 8 (1.0 x 1.6)
–	Internally Fixed	No	No	No	Yes	-40 to +85	STDFN-4 (1.0 x 1.0)
–	Internally Fixed	No	No	No	No	-40 to +85	STDFN-4 (1.0 x 1.0)
–	No	Fixed ICL	No	No	Yes	-40 to +85	WLCSF-4 (0.8 x 0.8)
–	No	Fixed ICL	No	No	Yes	-40 to +85	WLCSF-4 (0.8 x 0.8)
–	Internally Fixed	RCB, RVD	No	No	No	-40 to +85	WLCSF-4 (0.8 x 0.8)

GreenFET

ULTRA-LOW $R_{DS(on)}$ LOAD SWITCH SELECTION GUIDE

Dual N-Channel Load Switches

Part Number	Description	Max I_{DS} (A)	$R_{DS(on)}$ (m Ω)	V_D/V_{IN} Min (V)
SLG59M1804V	3 mm ² UL2367-certified, dual-channel load switch with charge pump, ramp control, output discharge, and protection	5	15	0
SLG59M1527V	3 mm ² dual-channel load switch with charge pump, ramp control, output discharge, and protection	5	15	0
SLG59M1603V	3 mm ² dual-channel load switch with reverse-current blocking, charge pump, ramp control, output discharge, and protection	5	16	0
SLG59M1606V	3 mm ² dual-channel load switch with reverse-current blocking, charge pump, ramp control, and protection	5	16	0
SLG59M1446V	1 mm ² load switch with charge pump, ramp control, output discharge, and 4-pin package	1	40	0
SLG59M1599V	1.6 mm ² dual-channel load switch with charge pump, ramp control, and protection	1	40	0
SLG59M1512V	1.6 mm ² dual-channel load switch with charge pump, ramp control, output discharge, and protection	1	80	0

Dual P-Channel Load Switches

Part Number	Description	Max I_{DS} (A)	$R_{DS(on)}$ (m Ω)	V_D/V_{IN} Min (V)
SLG59M1639V	1.6 mm ² dual-channel load switch with reverse-current blocking, reverse-voltage detection, and active high ON-OFF control	2	45	2
SLG59M1641V	1.6 mm ² dual-channel load switch with reverse-current blocking, reverse-voltage detection, and active low ON-OFF control	2	45	2

V_D/V_{IN} Max (V)	Power Supply (V_{DD}) Voltage Range (V)	Output Voltage Slew Rate set by	Protection Features*	Current Monitor Output	Power Good, FAULT indicator	Output Discharge Circuit	Operating Temperature Range, (°C)	Package Size (mm)
VDD	2.5 – 5.0	Capacitor	ACL, SCL, TSD	No	No	Yes	-40 to +85	STDFN-14 (1.0 x 3.0)
VDD	2.5 – 5.5	Capacitor	ACL, SCL, TSD	No	No	Yes	-40 to +85	STDFN-14 (1.0 x 3.0)
VDD	2.5 – 5.5	Capacitor	TSD, RCB	No	No	Yes	-40 to +85	STDFN-14 (1.0 x 3.0)
VDD	2.5 – 5.5	Capacitor	TSD, RCB	No	No	No	-40 to +85	STDFN-14 (1.0 x 3.0)
VDD	2.5 – 5.5	Resistor	TSD	No	No	Yes	-40 to +85	STDFN 8 (1.0 x 1.6)
VDD	2.5 – 5.5	Resistor	TSD	No	No	No	-40 to +85	STDFN 8 (1.0 x 1.6)
VDD	2.5 – 5.5	Resistor	TSD	No	No	Yes	-40 to +85	STDFN 8 (1.0 x 1.6)

V_D/V_{IN} Max (V)	Power Supply (V_{DD}) Voltage Range (V)	Output Voltage Slew Rate set by	Protection Features*	Current Monitor Output	Power Good, FAULT indicator	Output Discharge Circuit	Operating Temperature Range, (°C)	Package Size (mm)
6	–	No	UVLO, RCB, RVD	No	No	No	-40 to +85	STDFN 8 (1.0 x 1.6)
6	–	No	UVLO, RCB, RVD	No	No	No	-40 to +85	STDFN 8 (1.0 x 1.6)

GreenFET

ULTRA-LOW RDS_{ON} LOAD SWITCH SELECTION GUIDE

Reverse-Current Blocking Load Switches

Part Number	Description	Max I _{DS} (A)	RDS _{ON} (mΩ)	V _D /V _{IN} Min (V)	V _D /V _{IN} Max (V)
SLG59M1600V	3 mm ² load switch with reverse-current blocking, charge pump, ramp control, output discharge, and protection	9	8	0	VDD
SLG59M1655V	3 mm ² load switch with reverse-current blocking, charge pump, ramp control and protection	9	8	0	VDD
SLG59M1571V	1 mm ² low-voltage load switch with reverse-current blocking, charge pump, output discharge, protection, and 4-pin package	1	15	0	2
SLG59M1714V	4 mm ² load switch with reverse-current blocking, charge pump, I _{DS} current monitor output, output discharge, and protection	4	15	0	VDD
SLG59M1603V	3 mm ² dual-channel load switch with reverse-current blocking, charge pump, ramp control, output discharge, and protection	5	16	0	VDD
SLG59M1606V	3 mm ² dual-channel load switch with reverse-current blocking, charge pump, ramp control, and protection	5	16	0	VDD
SLG59M610V	3 mm ² load switch with reverse-current blocking, charge pump, ramp control, output discharge, and protection	4	22	1	VDD
SLG59M611V	3 mm ² load switch with reverse-current blocking, charge pump, ramp control, and protection	4	22	1	VDD
SLG59M1563V	1.6 mm ² load switch with reverse-current blocking, charge pump, and PG signal output	3	23	1	VDD
SLG59M1649V	1.6 mm ² load switch with reverse-current blocking, reverse-voltage detection, and output discharge	4	23	2	6
SLG59M1748C	0.64 mm ² load switch with reverse-current blocking, reverse-voltage detection, and ramp control	2	36	2	5
SLG59M1639V	1.6 mm ² dual-channel load switch with reverse-current blocking, reverse-voltage detection, and active high ON-OFF control	2	45	2	6
SLG59M1641V	1.6 mm ² dual-channel load switch with reverse-current blocking, reverse-voltage detection, and active low ON-OFF control	2	45	2	6

* Notes (Please consult product specifications for additional information):

1. ACL - Internally Fixed Active Current Limit
2. ACL(R) - External resistor-adjustable Active Current Limit
3. SCL - Internally Fixed Short-circuit Current Limit
4. Fixed ICL – Internally Fixed Inrush Current Limit
5. RVD – Reverse-voltage Detection

6. RCB – Reverse-current Blocking
7. TSD – Overtemperature protection (Thermal Shutdown)
8. UVLO – Undervoltage Protection
9. OVLO – Overvoltage protection
10. TVS – Internal Transient Voltage Suppressor

Power Supply (V_{DD}) Voltage Range (V)	Output Voltage Slew Rate set by	Protection Features*	Current Monitor Output	Power Good, FAULT indicator	Output Discharge Circuit	Operating Temperature Range, (°C)	Package Size (mm)
2.5 – 5.5	Capacitor	TSD, RCB	No	No	Yes	-40 to +85	STDFN-14 (1.0 x 3.0)
2.5 – 5.5	Capacitor	TSD, RCB	No	No	No	-40 to +85	STDFN-14 (1.0 x 3.0)
–	No	TSD, RCB	No	No	Yes	-40 to +85	STDFN-4 (1.0 x 1.0)
2.5 – 5.5	Internally Fixed	UVLO, ACL(R), SCL, TSD, RCB	Yes	FAULT	Yes	-40 to +85	STQFN-16 (1.6 x 2.5)
2.5 – 5.5	Capacitor	TSD, RCB	No	No	Yes	-40 to +85	STDFN-14 (1.0 x 3.0)
2.5 – 5.5	Capacitor	TSD, RCB	No	No	No	-40 to +85	STDFN-14 (1.0 x 3.0)
2.5 – 5.5	Capacitor	ACL, SCL, TSD, RCB	No	No	Yes	-40 to +85	TDFN-8 (1.5 x 2.0)
2.5 – 5.5	Capacitor	ACL, SCL, TSD, RCB	No	No	No	-40 to +85	TDFN-8 (1.5 x 2.0)
1.5 – 5.5	Internally Fixed	TSD, RCB	No	PG	No	-40 to +85	STDFN-8 (1.0 x 1.6)
–	No	UVLO, RCB, RVD	No	FAULT	Yes	-40 to +85	STDFN 8 (1.0 x 1.6)
–	Internally Fixed	RCB, RVD	No	No	No	-40 to +85	WLCSP-4 (0.8 x 0.8)
–	No	UVLO, RCB, RVD	No	No	No	-40 to +85	STDFN 8 (1.0 x 1.6)
–	No	UVLO, RCB, RVD	No	No	No	-40 to +85	STDFN 8 (1.0 x 1.6)

HIGH VOLTAGE GreenFET

HIGH VOLTAGE, HIGH CURRENT, ULTRA LOW $R_{DS(on)}$ LOAD SWITCH

Renesas' family of high-performance load switches include high-voltage capability for all high-side, 4.5 V to 25.2 V power rail applications up to 6 A. U range. Combining Renesas' proprietary MOSFET IP and advanced assembly techniques, these products are available in very pcb space-efficient footprints. High Voltage GreenFET products combine high-performance nFET structures, charge pumps, multiple protection, and control circuits into feature-rich products. High-voltage load switches are available in low thermal resistance, RoHS-compliant packaging or wafer level chip scale packaging (WLCSP).

Featured Products

Part Number	Description	Max I_{DS} (A)	$R_{DS(on)}$ (m Ω)	V_D/V_{IN} Min (V)
SLG59H1302C	5.04 mm ² surge-protected, 28V tolerant USB Type C Power Splitter/Switch with charge pump, LDO and PG signal output	OUT: 6 SYS: 6	OUT: 12 SYS: 24	3
SLG59H1313C	2.34 mm ² surge-protected, 29V tolerant nFET load switch with Internal 100V TVS and Adjustable OVP in WLCSP	5	23	3
SLG59H1341C	1.46 mm ² load switch with V_{IN} undervoltage protection, V_{OUT} overvoltage protection, reverse-current blocking, reverse-voltage detection, and FLT Output	1.3	70	2.5
SLG59H1342C	1.46 mm ² load switch with V_{IN} undervoltage and overvoltage protection, reverse-current blocking, reverse-voltage detection, and FLT Output	1.5	70	2.7
SLG59H1401C	3.15 mm ² power multiplexer with $V_{IN(1,2)}$ undervoltage protection, resistor-adjustable overvoltage protection, true reverse-current blocking, and channel status indication	3	52	3
SLG59H1403C	3.15 mm ² power multiplexer with $V_{IN(1,2)}$ undervoltage protection, resistor-adjustable overvoltage protection, true reverse-current blocking, and channel status indication	3	52	3
SLG59H1405V	5 mm ² power multiplexer with $V_{IN(1,2)}$ undervoltage and overvoltage protection, Channel 1 true reverse-current blocking, and FLAG Output	Channel 1: 3 Channel 2: 1.25	Channel 1: 40 Channel 2: 67	4

* Notes (Please consult product specifications for additional information):

- | | |
|---|--|
| 1. ACL - Internally Fixed Active Current Limit | 6. RCB – Reverse-current Blocking |
| 2. ACL(R) - External resistor-adjustable Active Current Limit | 7. TSD – Overtemperature protection (Thermal Shutdown) |
| 3. SCL - Internally Fixed Short-circuit Current Limit | 8. UVLO – Undervoltage Protection |
| 4. Fixed ICL – Internally Fixed Inrush Current Limit | 9. OVLO – Overvoltage protection |
| 5. RVD – Reverse-voltage Detection | 10. TVS – Internal Transient Voltage Suppressor |

For Applications up to 13.2 V

Part Number	Description	Max I_{DS} (A)	$R_{DS(on)}$ (m Ω)	V_D/V_{IN} Min (V)
SLG59H1127V	4.8 mm ² load switch with pin-selectable V_{IN} overvoltage protection, internal 5W nFET SOA protection, and Power Good Output	4	15	5
SLG59H1120V	4.8 mm ² load switch with pin-selectable V_{IN} overvoltage protection, internal 5W nFET SOA protection, and DS current monitor output	5	18	5
SLG59H1126V	4.8 mm ² load switch with pin-selectable V_{IN} overvoltage protection, internal 5W nFET SOA protection, and I_{DS} current monitor output	6	18	5

SWITCHES SELECTION GUIDE

Using Renesas' proprietary MOSFET design, this new family of power control switches achieves ultra-stable and low RDS_{ON} across a wide input voltage range and exhibit low thermal resistance for high-current operation. Compared to discrete FETs currently used in high-voltage applications, Renesas' products. For products rated to operate over the industrial (-40 °C to 85 °C) or extended industrial temperature (-40 °C to 125 °C) range, these

V_D/V_{IN} Max (V)	Power Supply (V_{DD}) Voltage Range (V)	Output Voltage Slew Rate set by	Protection Features*	Current Monitor Output	Power Good, FAULT indicator	Output Discharge Circuit	Operating Temperature Range, (°C)	Package Size (mm)
13	–	No	OVLO, UVLO, TVS, SYS: RCB	No	OUT: no SYS: PG	No	-40 to +85	WLCSP-28 (2.98 x 1.69)
20	–	No	OVLO, ACL, SCL, TSD, TVS	No	PG	No	-40 to +85	WLCSP-12 (1.3 x 1.8)
5.5	–	No	OVLO, UVLO, RCB, RVD, ACL(R), TSD	No	FLT	No	-40 to +85	WLCSP-9 (1.21 x 1.21)
5.5	–	No	OVLO, UVLO, RCB, RVD, ACL(R), TSD	No	FLT	No	-40 to +85	WLCSP-9 (1.21 x 1.21)
6	–	Capacitor	OVLO, UVLO, RCB, RVD, ACL(R), SCL, TSD	No	No	No	-40 to +85	WLCSP-20 (1.585 x 1.985)
22	–	Capacitor	OVLO, UVLO, RCB, RVD, ACL(R), SCL, TSD	No	No	No	-40 to +85	WLCSP-20 (1.585 x 1.985)
Channel 1: 5.5 Channel 2: 13.2	–	Internally Fixed	OVLO, UVLO, RCB, RVD, ACL(R), SCL, TSD	No	FLAG	Yes	-20 to +85	FC-QFN-12 (2.0 x 2.5)

V_D/V_{IN} Max (V)	Power Supply (V_{DD}) Voltage Range (V)	Output Voltage Slew Rate set by	Protection Features*	Current Monitor Output	Power Good, FAULT indicator	Output Discharge Circuit	Operating Temperature Range, (°C)	Package Size (mm)
13	–	Capacitor	OVLO, UVLO, ACL(R), SCL, TSD	No	PG, FAULT	Yes	-40 to +85	STQFN-18 (1.6 x 3.0)
13	–	Capacitor	OVLO, UVLO, ACL(R), SCL, TSD	Yes	FAULT	Yes	-40 to +85	STQFN-18 (1.6 x 3.0)
13	–	Capacitor	OVLO, UVLO, ACL(R), SCL, TSD	Yes	FAULT	Yes	-40 to +85	STQFN-18 (1.6 x 3.0)

HIGH VOLTAGE GreenFET

HIGH VOLTAGE, HIGH CURRENT, ULTRA LOW $R_{DS(ON)}$ LOAD SWITCH

For Applications up to 25.2 V

Part Number	Description	Max I_{DS} (A)	$R_{DS(ON)}$ (m Ω)	V_D/V_{IN} Min (V)
SLG59H1013V	4.8 mm ² load switch with pin-selectable VIN lockout protection, internal 5W nFET SOA protection, and I_{DS} current monitor output for enterprise printer/copier applications	4	13	11
SLG59H1017V	4.8 mm ² load switch with pin-selectable VIN lockout protection, internal 10W nFET SOA protection, and I_{DS} current monitor output for enterprise printer/copier applications	4	13	11
SLG59H1008V	4.8 mm ² load switch with pin-selectable VIN lockout protection, internal 5W nFET SOA protection, and I_{DS} current monitor output for enterprise printer/copier applications	4	13	11
SLG59H1010V	4.8 mm ² load switch with pin-selectable VIN lockout protection, internal 5W nFET SOA protection, and I_{DS} current monitor output for enterprise printer/copier applications	5	13	11
SLG59H1019V	4.8 mm ² load switch with VIN OVLO disabled, internal 10W nFET SOA protection, and I_{DS} current monitor output	5	13	5
SLG59H1016V	4.8 mm ² load switch with pin-selectable VIN overvoltage protection, internal 5W nFET SOA protection, and I_{DS} current monitor output	4	13	5
SLG59H1009V	4.8 mm ² load switch with pin-selectable VIN overvoltage protection, internal 5W nFET SOA protection, and I_{DS} current monitor output	4	13	5
SLG59H1128V	4.8 mm ² load switch with pin-selectable VIN overvoltage protection, internal 10W nFET SOA protection, and I_{DS} current monitor output	5	13	5
SLG59H1006V	4.8 mm ² load switch with pin-selectable VIN overvoltage protection, internal 5W nFET SOA protection, and I_{DS} current monitor output	5	13	5
SLG59H1012V	4.8 mm ² load switch with pin-selectable VIN overvoltage protection, internal 5W nFET SOA protection, and I_{DS} current monitor output	6	13	5
SLG59H1005V	4.8 mm ² back-to-back reverse-current blocking load switch with pin-selectable VIN overvoltage protection, internal 5W nFET SOA protection, and I_{DS} current monitor output	3	50	5
SLG59H1020V	4.8 mm ² back-to-back reverse-current blocking load switch with pin-selectable VIN overvoltage protection, internal 5W nFET SOA protection, and I_{DS} current monitor output	3	50	5

* Notes (Please consult product specifications for additional information):

1. ACL - Internally Fixed Active Current Limit
2. ACL(R) - External resistor-adjustable Active Current Limit
3. SCL - Internally Fixed Short-circuit Current Limit
4. Fixed ICL – Internally Fixed Inrush Current Limit
5. RVD – Reverse-voltage Detection
6. RCB – Reverse-current Blocking
7. TSD – Overtemperature protection (Thermal Shutdown)
8. UVLO – Undervoltage Protection
9. OVLO – Overvoltage protection
10. TVS – Internal Transient Voltage Suppressor

ITCHES SELECTION GUIDE

V_D/V_{IN} Max (V)	Power Supply (V_{DD}) Voltage Range (V)	Output Voltage Slew Rate set by	Protection Features*	Current Monitor Output	Power Good, FAULT indicator	Output Discharge Circuit	Operating Tempera- ture Range, (°C)	Package Size (mm)
25	–	Capacitor	OVLO, UVLO, ACL(R), SCL, TSD	Yes	FAULT	Yes	-40 to +125	STQFN-18 (1.6 x 3.0)
25	–	Capacitor	OVLO, UVLO, ACL(R), SCL, TSD	Yes	FAULT	Yes	-40 to +85	STQFN-18 (1.6 x 3.0)
25	–	Capacitor	OVLO, UVLO, ACL(R), SCL, TSD	Yes	FAULT	Yes	-40 to +85	STQFN-18 (1.6 x 3.0)
25	–	Capacitor	OVLO, UVLO, ACL(R), SCL, TSD	Yes	FAULT	Yes	-40 to +85	STQFN-18 (1.6 x 3.0)
25	–	Capacitor	UVLO, ACL(R), SCL, TSD	Yes	FAULT	Yes	-40 to +85	STQFN-18 (1.6 x 3.0)
22	–	Capacitor	OVLO, UVLO, ACL(R), SCL, TSD	Yes	FAULT	Yes	-40 to +125	STQFN-18 (1.6 x 3.0)
22	–	Capacitor	OVLO, UVLO, ACL(R), SCL, TSD	Yes	FAULT	Yes	-40 to +85	STQFN-18 (1.6 x 3.0)
22	–	Capacitor	OVLO, UVLO, ACL(R), SCL, TSD	Yes	FAULT	Yes	-40 to +85	STQFN-18 (1.6 x 3.0)
22	–	Capacitor	OVLO, UVLO, ACL(R), SCL, TSD	Yes	FAULT	Yes	-40 to +85	STQFN-18 (1.6 x 3.0)
22	–	Capacitor	OVLO, UVLO, ACL(R), SCL, TSD, RCB	Yes	FAULT	No	-40 to +85	STQFN-18 (1.6 x 3.0)
20	–	Capacitor	OVLO, ACL(R), SCL, TSD, RCB	Yes	FAULT	No	-40 to +85	STQFN-18 (1.6 x 3.0)

GreenFET SELECTION GUIDE

Visit renesas.com/load-switches for more details on the complete portfolio of products, including the product guide, eval boards and samples.

GreenFET
Robust Load Switches

renesas.com/loadswitches

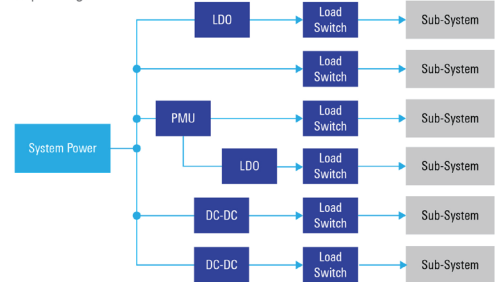
RENESAS

GreenFET LOAD SWITCH USAGE EXAMPLES

04-05

Power Distribution Application

Load Switch Example Usage



Power Control Application

02-03

GreenFET Load Switch Portfolio

GreenFET

- Single-channel nFET & pFET in STDFN & STDFN (1 mm² to 4 mm²)
- Single-channel in WLCSF (1 A to 4 A, 0.66 mm² to 1.5 mm²)
- Dual-channel nFET and pFET in STDFNs (3 mm²)

Operating input voltage range

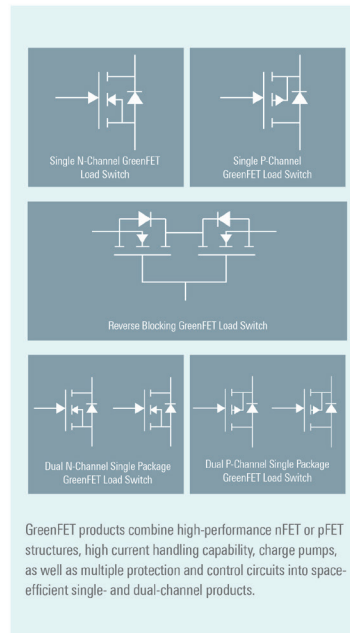
- Maximum V_{in} Voltage Ranges: 2 V, 3.6 V & 5.5 V
- FET V_{th} Range: 0.25 V to V_{DD}
- $R_{DS(on)}$ Range: 4 mΩ to 45 mΩ
- I_{OS} Current Range: 1 A to 9 A
- UL2367 Current-Limiter Certified (select parts)

High voltage GreenFET

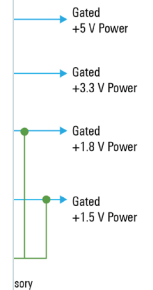
- Single-channel (2.3 mm² to 5 mm²)
- Power-supply/FET Input Voltage Ranges: 4.5 V to 25.2 V
- $R_{DS(on)}$ Range: 13.3 mΩ to 50 mΩ
- IDS Current Range: 3 A to 6 A
- WLCSF for Space-Constrained Applications
- UL2367 Current-Limiter Certified (select parts)

High Side Gate Drivers

- N-Channel MOSFET Drivers



GreenFET products combine high-performance nFET or pFET structures, high current handling capability, charge pumps, as well as multiple protection and control circuits into space-efficient single- and dual-channel products.



RENESAS

Renesas Electronics America Inc. | renesas.com
915 Murphy Ranch Road, Milpitas, CA 95035 | Phone: 1-888-468-3774

© 2024 Renesas Electronics America Inc. (REA). All rights reserved. All trademarks are the property of their respective owners. REA believes the information herein was accurate when given but assumes no risk as to its quality or use. All information is provided as-is without warranties of any kind, whether express, implied, statutory, or arising from course of dealing, usage, or trade practice, including without limitation as to merchantability, fitness for a particular purpose, or non-infringement. REA shall not be liable for any direct, indirect, special, consequential, incidental, or other damages whatsoever, arising from use of or reliance on the information herein, if advised of the possibility of such damages. REA reserves the right, without notice, to discontinue products or make changes to the design or specifications of its products or other information herein. All contents are protected by U.S. and international copyright laws. Except as specifically permitted herein, no portion of this material may be reproduced in any form, or by any means, without prior written permission from Renesas Electronics America Inc. Visitors or users are not permitted to modify, distribute, publish, transmit or create derivative works of any of this material for any public or commercial purposes.